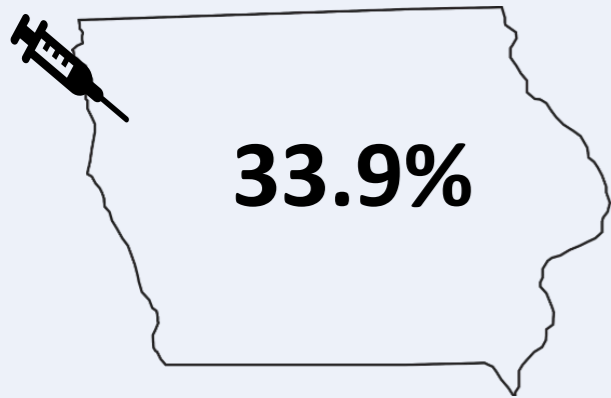


Iowa Influenza (flu) Vaccination Data: 2021-2022



33.9% of Iowans received influenza vaccine during the 2021-2022 season.

During the 2021-2022 Flu Season:

1,072,588

Iowans received the influenza vaccine.

October

was the highest month for influenza vaccine administration.

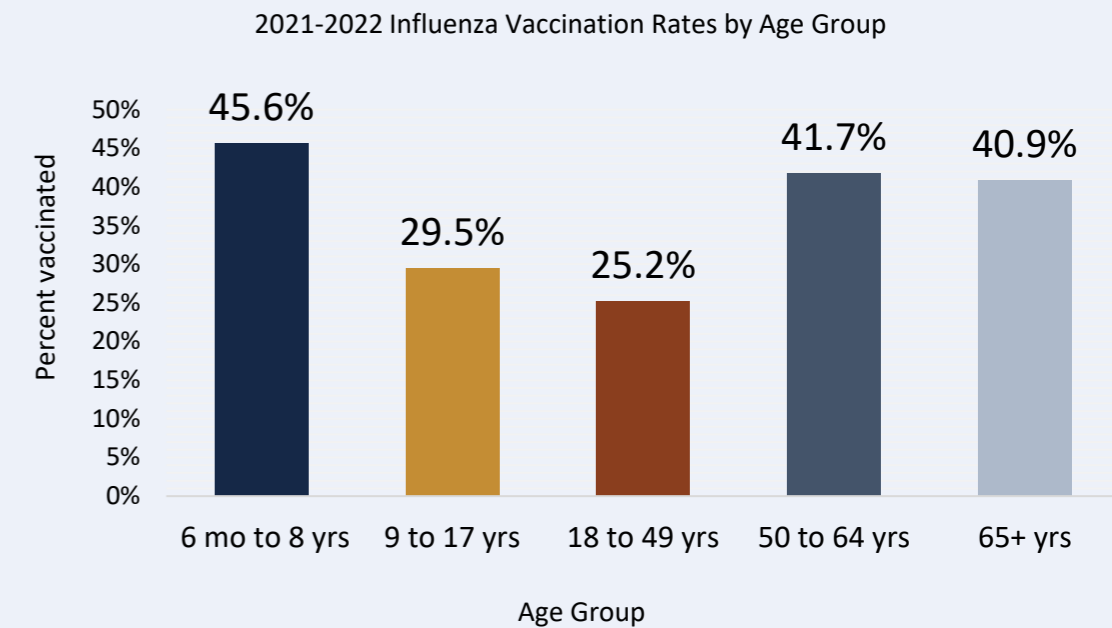
6 mo to 8 years

had the highest percent of population vaccinated by age group.

Influenza vaccine rates are the **lowest** since the 2016-2017 influenza season.

Influenza Vaccination Rates by Age Group:

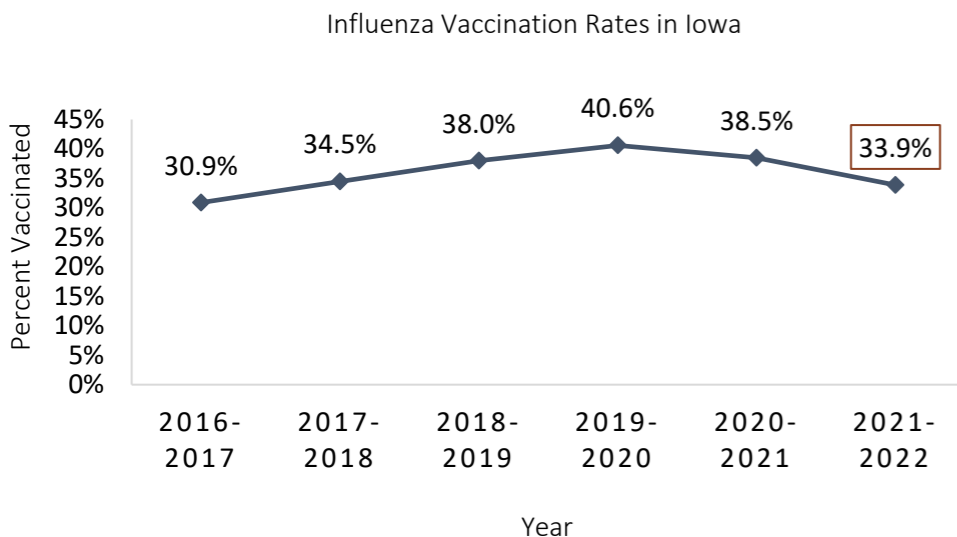
The 6 months to 8 years age group had the highest vaccination coverage this year at 45.6%, followed by 50 to 64-year olds (41.7%). The 18 to 49-year old age group had the lowest vaccination coverage (25.2%).



Getting the **Influenza Vaccine** is the best way to protect against the flu.

How does this year compare to previous years?

Influenza vaccination rates are the lowest since the 2016-2017 season and have been declining for the last two years.



Influenza vaccination rates for the most vulnerable population, **65 years and older**, have had the largest decline in the last two years.

2019-2020	64.8%
2020-2021	45.2%
2021-2022	40.9%

Impact of COVID-19 on Influenza Vaccine Rates

Since the start of the COVID-19 pandemic, influenza vaccination rates have declined. As people return to normal activities following the pandemic, it is important to not only protect yourself, but also friends, family, and co-workers from the influenza virus and potentially serious complications.