

# ABOUT THE IOWA LEAD REPORT CARDS

The Iowa Department of Public Health (IDPH) is dedicated to improving the health of Iowans through numerous governmentally sponsored public health programs that are effective, efficient, well-organized and well-coordinated. One important program that impacts Iowa's youngest residents is the Childhood Lead Poisoning Prevention Program (CLPPP). The goal of this program is to reduce the prevalence of childhood lead poisoning in Iowa. The CLPPP provides identification and case management for children with elevated blood lead levels, identification and control of lead paint hazards, surveillance of elevated blood lead levels, and provides education and outreach in communities across the state.

The Iowa Institute of Public Health Research and Policy (IIPHRP), at the University of Iowa, College of Public Health was contracted by IDPH to complete several activities related to the Childhood Lead Poisoning Prevention Program, one of which was a needs assessment of the program. The needs assessment noted a need for more data feedback at the county level that can be used for education and outreach. The need for data feedback resulted in the creation of the **Iowa Lead Report Cards**. These are county specific report cards that provide meaningful data that can be utilized for community and stakeholder education and outreach. The Iowa Lead Report Cards were developed in conjunction with the Iowa Childhood Lead Advisory Workgroup (CLAW) to ensure meaningful data was being communicated.

## HOW TO PRINT

1. Find your county
2. Take note of the page number of your county report card, as well as the next page as these are two-sided report cards
3. Go to print settings and select to print a specified page range. Input your county specific page numbers (i.e. for Linn County, print pages 117-118)
4. Select two-sided printing with flipping on the long edge
5. Click print
6. Cut in half, as your county report card will have two report cards printed, per page

# 2018 IOWA LEAD REPORT CARDS

|                   |    |                 |     |                     |     |
|-------------------|----|-----------------|-----|---------------------|-----|
| STATE .....       | 3  | FLOYD .....     | 71  | MONONA .....        | 137 |
| ADAIR .....       | 5  | FRANKLIN .....  | 73  | MONROE .....        | 139 |
| ADAMS .....       | 7  | FREMONT .....   | 75  | MONTGOMERY .....    | 141 |
| ALLAMAKEE .....   | 9  | GREENE .....    | 77  | MUSCATINE .....     | 143 |
| APPANOOSE .....   | 11 | GRUNDY .....    | 79  | O'BRIEN .....       | 145 |
| AUDUBON .....     | 13 | GUTHRIE .....   | 81  | OSCEOLA .....       | 147 |
| BENTON .....      | 15 | HAMILTON .....  | 83  | PAGE .....          | 149 |
| BLACK HAWK .....  | 17 | HANCOCK .....   | 85  | PALO ALTO .....     | 151 |
| BOONE .....       | 19 | HARDIN .....    | 87  | PLYMOUTH .....      | 153 |
| BREMER .....      | 21 | HARRISON .....  | 89  | POCAHONTAS .....    | 155 |
| BUCHANAN .....    | 23 | HENRY .....     | 91  | POLK .....          | 157 |
| BUENA VISTA ..... | 25 | HOWARD .....    | 93  | POTTAWATTAMIE ..... | 159 |
| BUTLER .....      | 27 | HUMBOLDT .....  | 95  | POWESHIEK .....     | 161 |
| CALHOUN .....     | 29 | IDA .....       | 97  | RINGGOLD .....      | 163 |
| CARROLL .....     | 31 | IOWA .....      | 99  | SAC .....           | 165 |
| CASS .....        | 33 | JACKSON .....   | 101 | SCOTT .....         | 167 |
| CEDAR .....       | 35 | JASPER .....    | 103 | SHELBY .....        | 169 |
| CERRO GORDO ..... | 37 | JEFFERSON ..... | 105 | SIOUX .....         | 171 |
| CHEROKEE .....    | 39 | JOHNSON .....   | 107 | STORY .....         | 173 |
| CHICKASAW .....   | 41 | JONES .....     | 109 | TAMA .....          | 175 |
| CLARKE .....      | 43 | KEOKUK .....    | 111 | TAYLOR .....        | 177 |
| CLAY .....        | 45 | KOSSUTH .....   | 113 | UNION .....         | 179 |
| CLAYTON .....     | 47 | LEE .....       | 115 | VAN BUREN .....     | 181 |
| CLINTON .....     | 49 | LINN .....      | 117 | WAPELLO .....       | 183 |
| CRAWFORD .....    | 51 | LOUISA .....    | 119 | WARREN .....        | 185 |
| DALLAS .....      | 53 | LUCAS .....     | 121 | WASHINGTON .....    | 187 |
| DAVIS .....       | 55 | LYON .....      | 123 | WAYNE .....         | 189 |
| DECATUR .....     | 57 | MADISON .....   | 125 | WEBSTER .....       | 191 |
| DELAWARE .....    | 59 | MAHASKA .....   | 127 | WINNEBAGO .....     | 193 |
| DES MOINES .....  | 61 | MARION .....    | 129 | WINNESHIEK .....    | 195 |
| DICKINSON .....   | 63 | MARSHALL .....  | 131 | WOODBURY .....      | 197 |
| DUBUQUE .....     | 65 | MILLS .....     | 133 | WORTH .....         | 199 |
| EMMET .....       | 67 | MITCHELL .....  | 135 | WRIGHT .....        | 201 |
| FAYETTE .....     | 69 |                 |     |                     |     |

# 2018 IOWA LEAD REPORT CARD

# 2018 IOWA LEAD REPORT CARD

OF ALL IOWA CHILDREN  
0 TO 6 YEARS OLD ONLY

## 26.5%

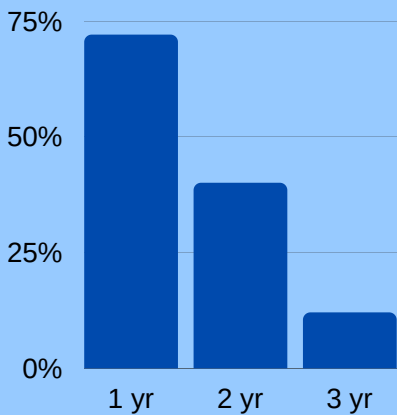
WERE TESTED FOR LEAD

OF ALL IOWA CHILDREN  
0 TO 6 YEARS OLD ONLY

## 26.5%

WERE TESTED FOR LEAD

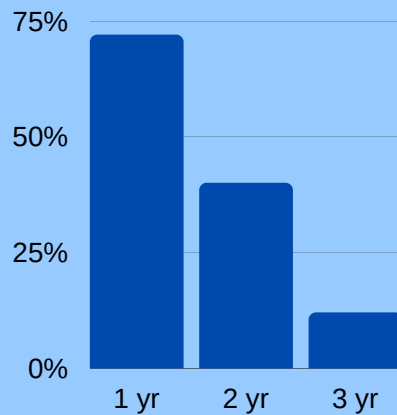
Percent of Children Receiving a Blood Lead Test By Age



## 2,436 KIDS

of the under 6 population tested in 2018 had an elevated blood lead level\*

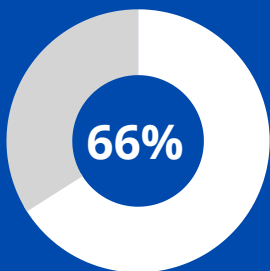
Percent of Children Receiving a Blood Lead Test By Age



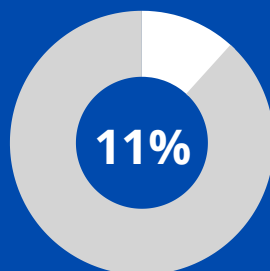
## 2,436 KIDS

of the under 6 population tested in 2018 had an elevated blood lead level\*

## RISK FACTORS

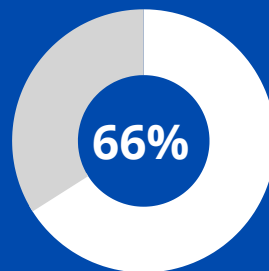


Pre-1979 Housing

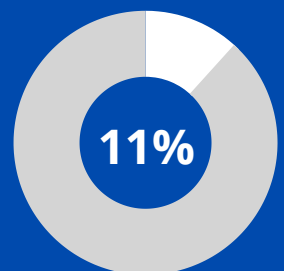


Population Below Poverty Level

## RISK FACTORS



Pre-1979 Housing



Population Below Poverty Level

\*Elevated Blood Lead Level is equal to or greater than 5 mcg/dL  
<https://www.cdc.gov/nceh/lead/data/blood-lead-reference-value.htm>  
 References:  
 Iowa Department of Public Health. (2018). Iowa Public Health Tracking Portal. Retrieved from <https://tracking.idph.iowa.gov/>  
 State Library of Iowa. (2018). American Community Survey: Poverty status in the past 12 months.  
 State Library of Iowa. (2018). American Community Survey: Year structure built.

\*Elevated Blood Lead Level is equal to or greater than 5 mcg/dL  
<https://www.cdc.gov/nceh/lead/data/blood-lead-reference-value.htm>  
 References:  
 Iowa Department of Public Health. (2018). Iowa Public Health Tracking Portal. Retrieved from <https://tracking.idph.iowa.gov/>  
 State Library of Iowa. (2018). American Community Survey: Poverty status in the past 12 months.  
 State Library of Iowa. (2018). American Community Survey: Year structure built.

890 children under 6 had a confirmed elevated blood lead level above 5 µg/dL in Iowa in 2018



That is enough to fill 12 school buses

Iowa Public Health Tracking Portal. (2018). Children Tested. Retrieved from <https://tracking.idph.iowa.gov/Health/Lead-Poisoning/Annual-Blood-Lead-Testing-Children-Under-6/Children-Tested>

890 children under 6 had a confirmed elevated blood lead level above 5 µg/dL in Iowa in 2018



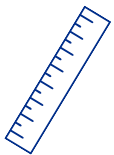
That is enough to fill 12 school buses

Iowa Public Health Tracking Portal. (2018). Children Tested. Retrieved from <https://tracking.idph.iowa.gov/Health/Lead-Poisoning/Annual-Blood-Lead-Testing-Children-Under-6/Children-Tested>

## HEALTH IMPACTS



Damage to brain & nervous system



Slowed growth & development



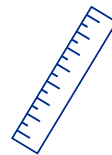
Hearing & speech problems



Learning & behavior problems



Damage to brain & nervous system



Slowed growth & development



Hearing & speech problems



Learning & behavior problems

# CHILDHOOD LEAD POISONING IS

100%

# PREVENTABLE

# CHILDHOOD LEAD POISONING IS

100%

# PREVENTABLE

# 2018 ADAIR COUNTY IOWA LEAD REPORT CARD

# 2018 ADAIR COUNTY IOWA LEAD REPORT CARD

OF ALL ADAIR COUNTY CHILDREN  
0 TO 6 YEARS OLD ONLY

# 18.6%

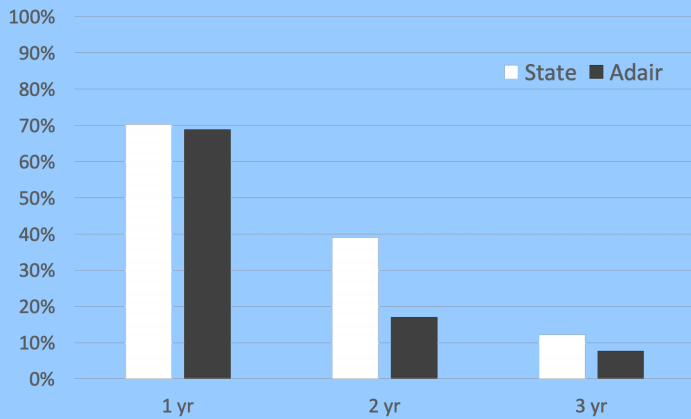
WERE TESTED FOR LEAD

OF ALL ADAIR COUNTY CHILDREN  
0 TO 6 YEARS OLD ONLY

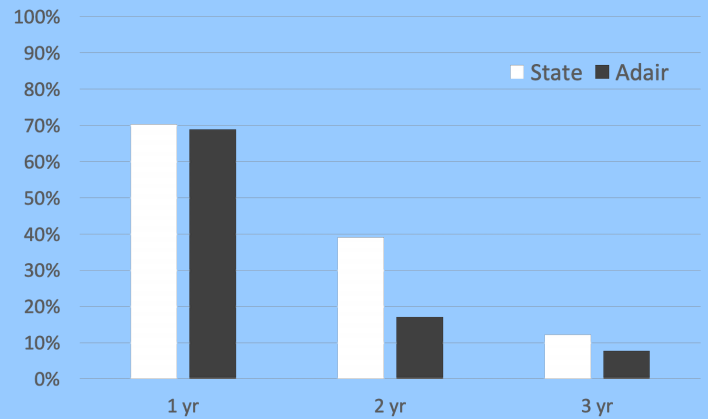
# 18.6%

WERE TESTED FOR LEAD

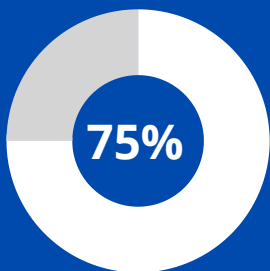
State vs County - Percent of Children Receiving a Blood Lead Test By Age



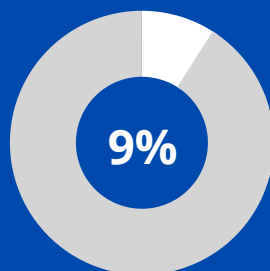
State vs County - Percent of Children Receiving a Blood Lead Test By Age



## RISK FACTORS

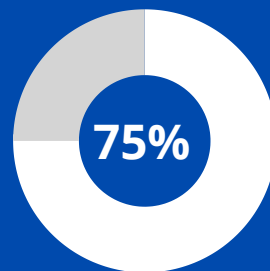


Pre-1979 Housing

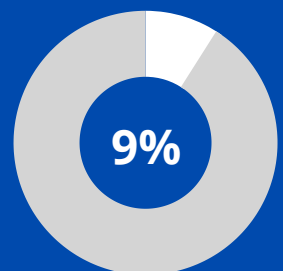


Population Below  
Poverty Level

## RISK FACTORS



Pre-1979 Housing



Population Below  
Poverty Level

\*Elevated Blood Lead Level is equal to or greater than 5 mcg/dL  
<https://www.cdc.gov/nceh/lead/data/blood-lead-reference-value.htm>  
 References:  
 Iowa Department of Public Health. (2018). Iowa Public Health Tracking Portal. Retrieved from <https://tracking.idph.iowa.gov/>  
 State Library of Iowa. (2018). American Community Survey: Poverty status in the past 12 months.  
 State Library of Iowa. (2018). American Community Survey: Year structure built.

\*Elevated Blood Lead Level is equal to or greater than 5 mcg/dL  
<https://www.cdc.gov/nceh/lead/data/blood-lead-reference-value.htm>  
 References:  
 Iowa Department of Public Health. (2018). Iowa Public Health Tracking Portal. Retrieved from <https://tracking.idph.iowa.gov/>  
 State Library of Iowa. (2018). American Community Survey: Poverty status in the past 12 months.  
 State Library of Iowa. (2018). American Community Survey: Year structure built.

890 children under 6 had a confirmed elevated blood lead level above 5 µg/dL in Iowa in 2018



That is enough to fill 12 school buses

Iowa Public Health Tracking Portal. (2018). Children Tested. Retrieved from <https://tracking.idph.iowa.gov/Health/Lead-Poisoning/Annual-Blood-Lead-Testing-Children-Under-6/Children-Tested>

890 children under 6 had a confirmed elevated blood lead level above 5 µg/dL in Iowa in 2018



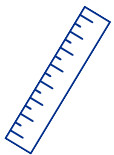
That is enough to fill 12 school buses

Iowa Public Health Tracking Portal. (2018). Children Tested. Retrieved from <https://tracking.idph.iowa.gov/Health/Lead-Poisoning/Annual-Blood-Lead-Testing-Children-Under-6/Children-Tested>

## HEALTH IMPACTS



Damage to brain & nervous system



Slowed growth & development



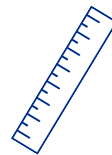
Hearing & speech problems



Learning & behavior problems



Damage to brain & nervous system



Slowed growth & development



Hearing & speech problems



Learning & behavior problems

# CHILDHOOD LEAD POISONING IS

100%

# PREVENTABLE

# CHILDHOOD LEAD POISONING IS

100%

# PREVENTABLE

# 2018 ADAMS COUNTY IOWA LEAD REPORT CARD

# 2018 ADAMS COUNTY IOWA LEAD REPORT CARD

OF ALL ADAMS COUNTY CHILDREN  
0 TO 6 YEARS OLD ONLY

## 24.4%

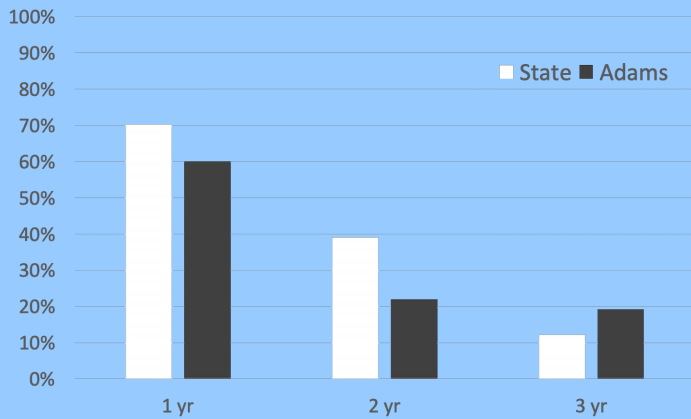
WERE TESTED FOR LEAD

OF ALL ADAMS COUNTY CHILDREN  
0 TO 6 YEARS OLD ONLY

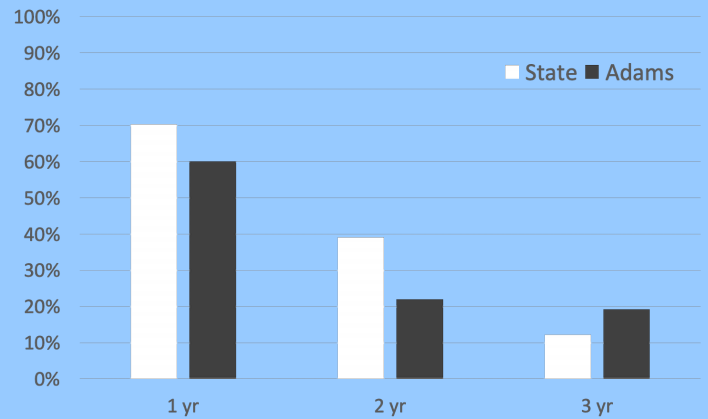
## 24.4%

WERE TESTED FOR LEAD

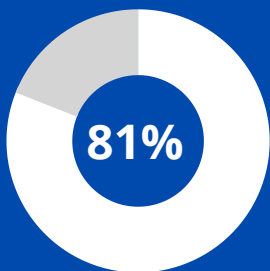
State vs County - Percent of Children Receiving a Blood Lead Test By Age



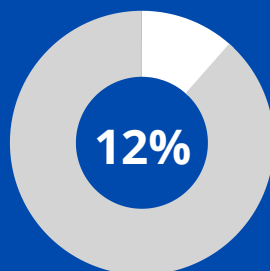
State vs County - Percent of Children Receiving a Blood Lead Test By Age



## RISK FACTORS

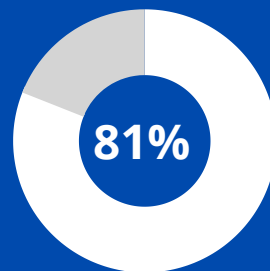


Pre-1979 Housing

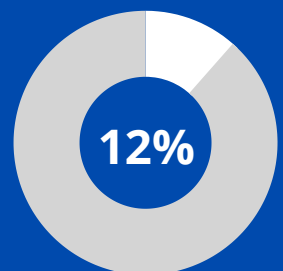


Population Below  
Poverty Level

## RISK FACTORS



Pre-1979 Housing



Population Below  
Poverty Level

\*Elevated Blood Lead Level is equal to or greater than 5 mcg/dL  
<https://www.cdc.gov/nceh/lead/data/blood-lead-reference-value.htm>  
 References:  
 Iowa Department of Public Health. (2018). Iowa Public Health Tracking Portal. Retrieved from <https://tracking.idph.iowa.gov/>  
 State Library of Iowa. (2018). American Community Survey: Poverty status in the past 12 months.  
 State Library of Iowa. (2018). American Community Survey: Year structure built.

\*Elevated Blood Lead Level is equal to or greater than 5 mcg/dL  
<https://www.cdc.gov/nceh/lead/data/blood-lead-reference-value.htm>  
 References:  
 Iowa Department of Public Health. (2018). Iowa Public Health Tracking Portal. Retrieved from <https://tracking.idph.iowa.gov/>  
 State Library of Iowa. (2018). American Community Survey: Poverty status in the past 12 months.  
 State Library of Iowa. (2018). American Community Survey: Year structure built.

890 children under 6 had a confirmed elevated blood lead level above 5 µg/dL in Iowa in 2018



That is enough to fill 12 school buses

Iowa Public Health Tracking Portal. (2018). Children Tested. Retrieved from <https://tracking.idph.iowa.gov/Health/Lead-Poisoning/Annual-Blood-Lead-Testing-Children-Under-6/Children-Tested>

890 children under 6 had a confirmed elevated blood lead level above 5 µg/dL in Iowa in 2018



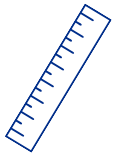
That is enough to fill 12 school buses

Iowa Public Health Tracking Portal. (2018). Children Tested. Retrieved from <https://tracking.idph.iowa.gov/Health/Lead-Poisoning/Annual-Blood-Lead-Testing-Children-Under-6/Children-Tested>

## HEALTH IMPACTS



Damage to brain & nervous system



Slowed growth & development



Hearing & speech problems



Learning & behavior problems



Damage to brain & nervous system



Slowed growth & development



Hearing & speech problems



Learning & behavior problems

# CHILDHOOD LEAD POISONING IS

100%

# PREVENTABLE

# CHILDHOOD LEAD POISONING IS

100%

# PREVENTABLE



# 2018 ALLAMAKEE COUNTY IOWA LEAD REPORT CARD

# 2018 ALLAMAKEE COUNTY IOWA LEAD REPORT CARD

OF ALL ALLAMAKEE COUNTY CHILDREN 0 TO 6 YEARS OLD ONLY

## 31.4%

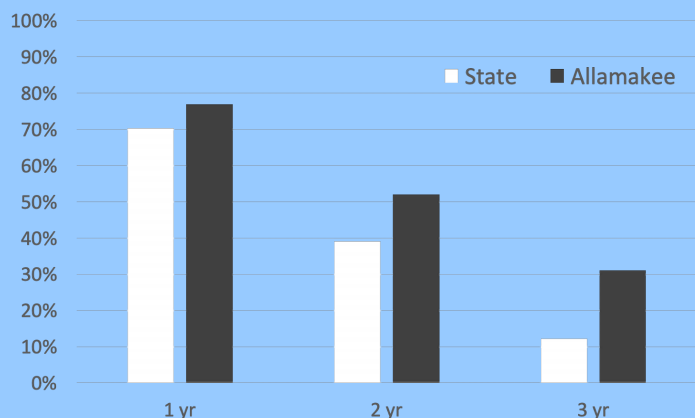
WERE TESTED FOR LEAD

OF ALL ALLAMAKEE COUNTY CHILDREN 0 TO 6 YEARS OLD ONLY

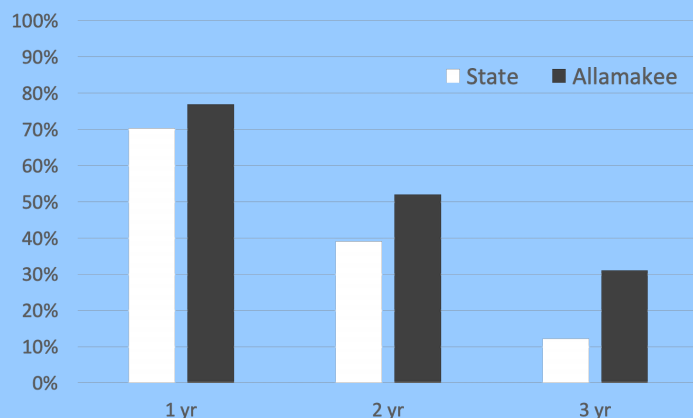
## 31.4%

WERE TESTED FOR LEAD

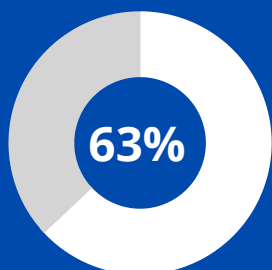
State vs County - Percent of Children Receiving a Blood Lead Test By Age



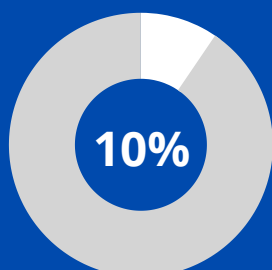
State vs County - Percent of Children Receiving a Blood Lead Test By Age



## RISK FACTORS

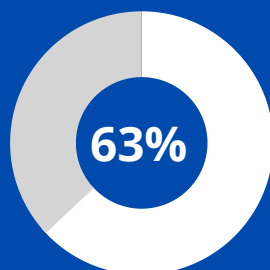


Pre-1979 Housing

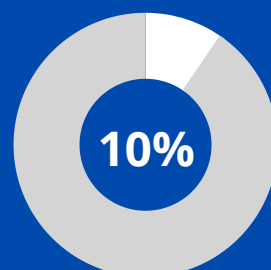


Population Below Poverty Level

## RISK FACTORS



Pre-1979 Housing



Population Below Poverty Level

\*Elevated Blood Lead Level is equal to or greater than 5 mcg/dL  
<https://www.cdc.gov/nceh/lead/data/blood-lead-reference-value.htm>  
 References:  
 Iowa Department of Public Health. (2018). Iowa Public Health Tracking Portal. Retrieved from <https://tracking.idph.iowa.gov/>  
 State Library of Iowa. (2018). American Community Survey: Poverty status in the past 12 months.  
 State Library of Iowa. (2018). American Community Survey: Year structure built.

\*Elevated Blood Lead Level is equal to or greater than 5 mcg/dL  
<https://www.cdc.gov/nceh/lead/data/blood-lead-reference-value.htm>  
 References:  
 Iowa Department of Public Health. (2018). Iowa Public Health Tracking Portal. Retrieved from <https://tracking.idph.iowa.gov/>  
 State Library of Iowa. (2018). American Community Survey: Poverty status in the past 12 months.  
 State Library of Iowa. (2018). American Community Survey: Year structure built.

890 children under 6 had a confirmed elevated blood lead level above 5 µg/dL in Iowa in 2018



That is enough to fill 12 school buses

Iowa Public Health Tracking Portal. (2018). Children Tested. Retrieved from <https://tracking.idph.iowa.gov/Health/Lead-Poisoning/Annual-Blood-Lead-Testing-Children-Under-6/Children-Tested>

890 children under 6 had a confirmed elevated blood lead level above 5 µg/dL in Iowa in 2018



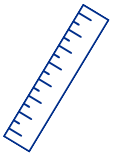
That is enough to fill 12 school buses

Iowa Public Health Tracking Portal. (2018). Children Tested. Retrieved from <https://tracking.idph.iowa.gov/Health/Lead-Poisoning/Annual-Blood-Lead-Testing-Children-Under-6/Children-Tested>

## HEALTH IMPACTS



Damage to brain & nervous system



Slowed growth & development



Hearing & speech problems



Learning & behavior problems



Damage to brain & nervous system



Slowed growth & development



Hearing & speech problems



Learning & behavior problems

# CHILDHOOD LEAD POISONING IS

100%

# PREVENTABLE

# CHILDHOOD LEAD POISONING IS

100%

# PREVENTABLE

# 2018 APPANOOSE COUNTY IOWA LEAD REPORT CARD

# 2018 APPANOOSE COUNTY IOWA LEAD REPORT CARD

OF ALL APPANOOSE COUNTY CHILDREN 0 TO 6 YEARS OLD ONLY

## 19.4%

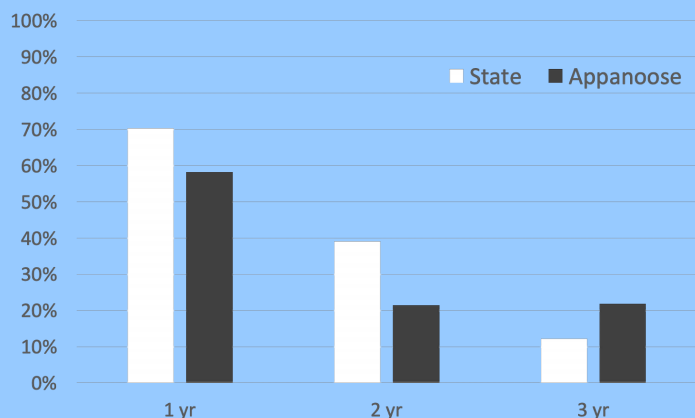
WERE TESTED FOR LEAD

OF ALL APPANOOSE COUNTY CHILDREN 0 TO 6 YEARS OLD ONLY

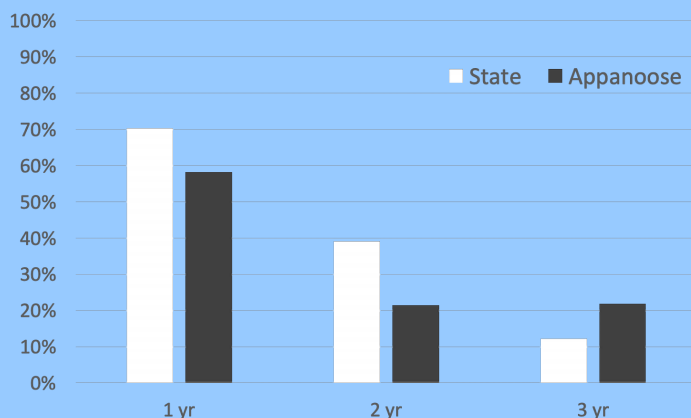
## 19.4%

WERE TESTED FOR LEAD

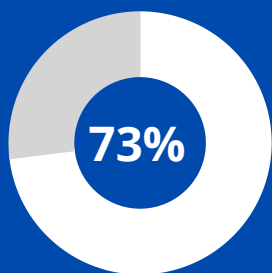
State vs County - Percent of Children Receiving a Blood Lead Test By Age



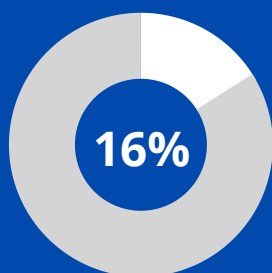
State vs County - Percent of Children Receiving a Blood Lead Test By Age



## RISK FACTORS

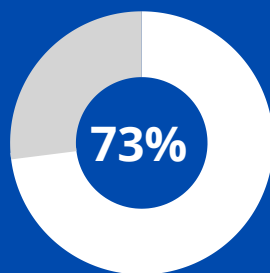


Pre-1979 Housing

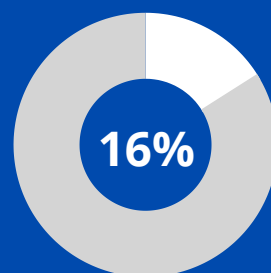


Population Below Poverty Level

## RISK FACTORS



Pre-1979 Housing



Population Below Poverty Level

\*Elevated Blood Lead Level is equal to or greater than 5 mcg/dL  
<https://www.cdc.gov/nceh/lead/data/blood-lead-reference-value.htm>  
 References:  
 Iowa Department of Public Health. (2018). Iowa Public Health Tracking Portal. Retrieved from <https://tracking.idph.iowa.gov/>  
 State Library of Iowa. (2018). American Community Survey: Poverty status in the past 12 months.  
 State Library of Iowa. (2018). American Community Survey: Year structure built.

\*Elevated Blood Lead Level is equal to or greater than 5 mcg/dL  
<https://www.cdc.gov/nceh/lead/data/blood-lead-reference-value.htm>  
 References:  
 Iowa Department of Public Health. (2018). Iowa Public Health Tracking Portal. Retrieved from <https://tracking.idph.iowa.gov/>  
 State Library of Iowa. (2018). American Community Survey: Poverty status in the past 12 months.  
 State Library of Iowa. (2018). American Community Survey: Year structure built.

890 children under 6 had a confirmed elevated blood lead level above 5 µg/dL in Iowa in 2018



That is enough to fill 12 school buses

Iowa Public Health Tracking Portal. (2018). Children Tested. Retrieved from <https://tracking.idph.iowa.gov/Health/Lead-Poisoning/Annual-Blood-Lead-Testing-Children-Under-6/Children-Tested>

890 children under 6 had a confirmed elevated blood lead level above 5 µg/dL in Iowa in 2018



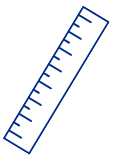
That is enough to fill 12 school buses

Iowa Public Health Tracking Portal. (2018). Children Tested. Retrieved from <https://tracking.idph.iowa.gov/Health/Lead-Poisoning/Annual-Blood-Lead-Testing-Children-Under-6/Children-Tested>

## HEALTH IMPACTS



Damage to brain & nervous system



Slowed growth & development



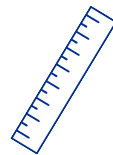
Hearing & speech problems



Learning & behavior problems



Damage to brain & nervous system



Slowed growth & development



Hearing & speech problems



Learning & behavior problems

# CHILDHOOD LEAD POISONING IS

100%

# PREVENTABLE

# CHILDHOOD LEAD POISONING IS

100%

# PREVENTABLE

# 2018 AUDUBON COUNTY IOWA LEAD REPORT CARD

# 2018 AUDUBON COUNTY IOWA LEAD REPORT CARD

OF ALL AUDUBON COUNTY CHILDREN 0 TO 6 YEARS OLD ONLY

## 35.8%

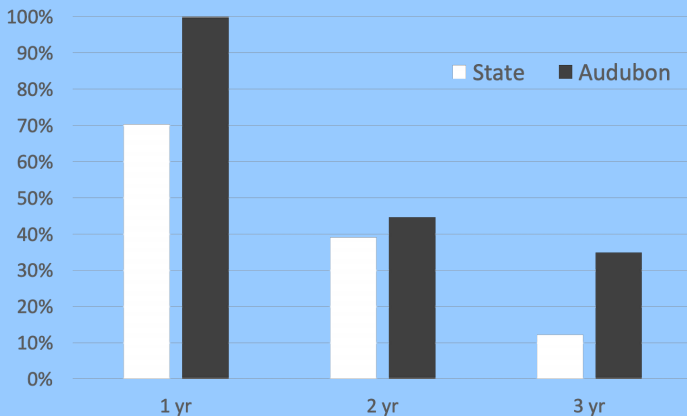
WERE TESTED FOR LEAD

OF ALL AUDUBON COUNTY CHILDREN 0 TO 6 YEARS OLD ONLY

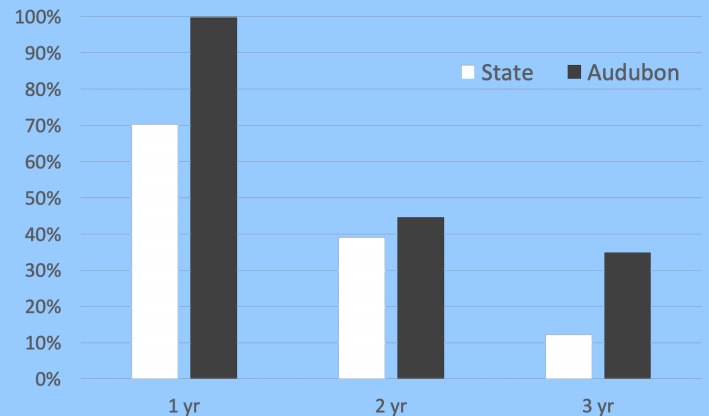
## 35.8%

WERE TESTED FOR LEAD

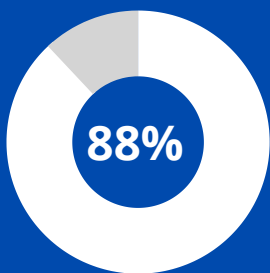
State vs County - Percent of Children Receiving a Blood Lead Test By Age



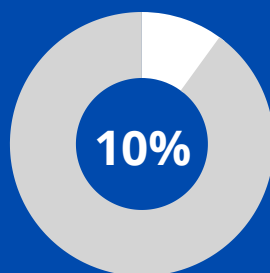
State vs County - Percent of Children Receiving a Blood Lead Test By Age



## RISK FACTORS

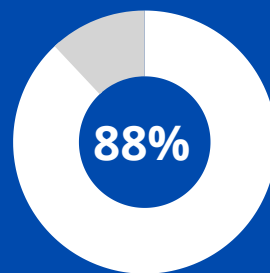


Pre-1979 Housing

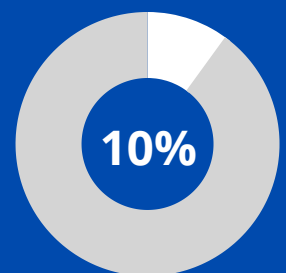


Population Below Poverty Level

## RISK FACTORS



Pre-1979 Housing



Population Below Poverty Level

\*Elevated Blood Lead Level is equal to or greater than 5 mcg/dL  
<https://www.cdc.gov/nceh/lead/data/blood-lead-reference-value.htm>  
 References:  
 Iowa Department of Public Health. (2018). Iowa Public Health Tracking Portal. Retrieved from <https://tracking.idph.iowa.gov/>  
 State Library of Iowa. (2018). American Community Survey: Poverty status in the past 12 months.  
 State Library of Iowa. (2018). American Community Survey: Year structure built.

\*Elevated Blood Lead Level is equal to or greater than 5 mcg/dL  
<https://www.cdc.gov/nceh/lead/data/blood-lead-reference-value.htm>  
 References:  
 Iowa Department of Public Health. (2018). Iowa Public Health Tracking Portal. Retrieved from <https://tracking.idph.iowa.gov/>  
 State Library of Iowa. (2018). American Community Survey: Poverty status in the past 12 months.  
 State Library of Iowa. (2018). American Community Survey: Year structure built.

890 children under 6 had a confirmed elevated blood lead level above 5 µg/dL in Iowa in 2018



That is enough to fill 12 school buses

Iowa Public Health Tracking Portal. (2018). Children Tested. Retrieved from <https://tracking.idph.iowa.gov/Health/Lead-Poisoning/Annual-Blood-Lead-Testing-Children-Under-6/Children-Tested>

890 children under 6 had a confirmed elevated blood lead level above 5 µg/dL in Iowa in 2018



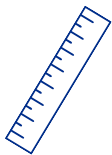
That is enough to fill 12 school buses

Iowa Public Health Tracking Portal. (2018). Children Tested. Retrieved from <https://tracking.idph.iowa.gov/Health/Lead-Poisoning/Annual-Blood-Lead-Testing-Children-Under-6/Children-Tested>

## HEALTH IMPACTS



Damage to brain & nervous system



Slowed growth & development



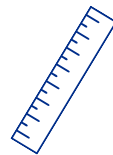
Hearing & speech problems



Learning & behavior problems



Damage to brain & nervous system



Slowed growth & development



Hearing & speech problems



Learning & behavior problems

# CHILDHOOD LEAD POISONING IS

100%

# PREVENTABLE

# CHILDHOOD LEAD POISONING IS

100%

# PREVENTABLE

# 2018 BENTON COUNTY IOWA LEAD REPORT CARD

# 2018 BENTON COUNTY IOWA LEAD REPORT CARD

OF ALL BENTON COUNTY CHILDREN 0 TO 6 YEARS OLD ONLY

## 23.4%

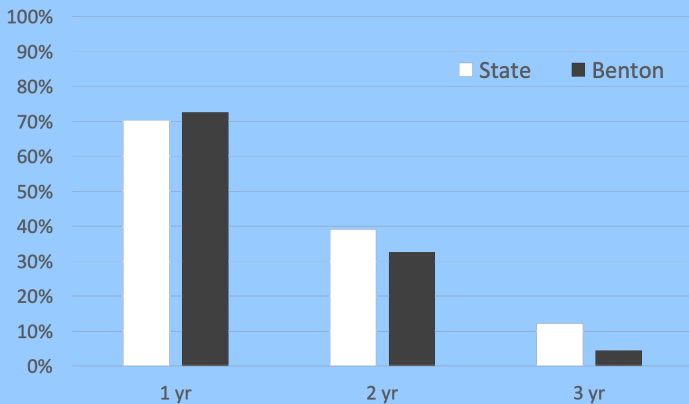
WERE TESTED FOR LEAD

OF ALL BENTON COUNTY CHILDREN 0 TO 6 YEARS OLD ONLY

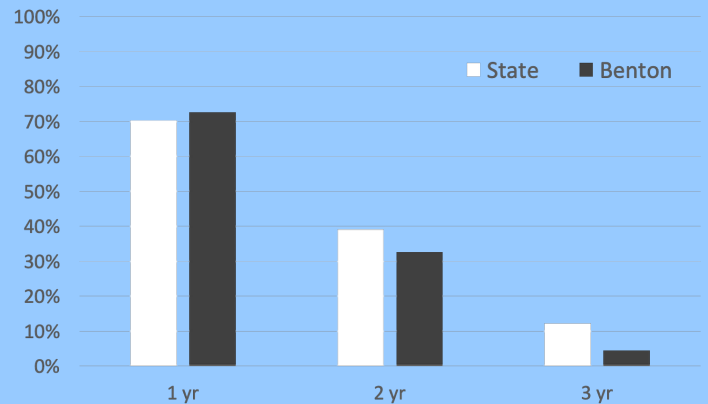
## 23.4%

WERE TESTED FOR LEAD

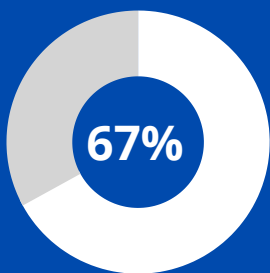
State vs County - Percent of Children Receiving a Blood Lead Test By Age



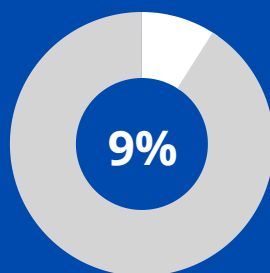
State vs County - Percent of Children Receiving a Blood Lead Test By Age



## RISK FACTORS

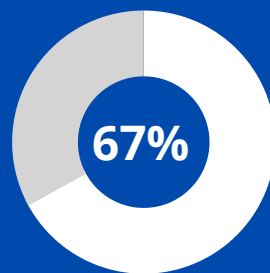


Pre-1979 Housing

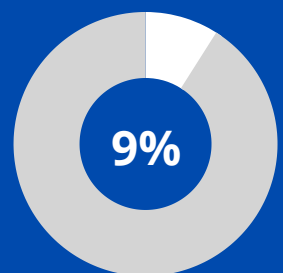


Population Below Poverty Level

## RISK FACTORS



Pre-1979 Housing



Population Below Poverty Level

\*Elevated Blood Lead Level is equal to or greater than 5 mcg/dL  
<https://www.cdc.gov/nceh/lead/data/blood-lead-reference-value.htm>  
 References:  
 Iowa Department of Public Health. (2018). Iowa Public Health Tracking Portal. Retrieved from <https://tracking.idph.iowa.gov/>  
 State Library of Iowa. (2018). American Community Survey: Poverty status in the past 12 months.  
 State Library of Iowa. (2018). American Community Survey: Year structure built.

\*Elevated Blood Lead Level is equal to or greater than 5 mcg/dL  
<https://www.cdc.gov/nceh/lead/data/blood-lead-reference-value.htm>  
 References:  
 Iowa Department of Public Health. (2018). Iowa Public Health Tracking Portal. Retrieved from <https://tracking.idph.iowa.gov/>  
 State Library of Iowa. (2018). American Community Survey: Poverty status in the past 12 months.  
 State Library of Iowa. (2018). American Community Survey: Year structure built.

890 children under 6 had a confirmed elevated blood lead level above 5 µg/dL in Iowa in 2018



That is enough to fill 12 school buses

Iowa Public Health Tracking Portal. (2018). Children Tested. Retrieved from <https://tracking.idph.iowa.gov/Health/Lead-Poisoning/Annual-Blood-Lead-Testing-Children-Under-6/Children-Tested>

890 children under 6 had a confirmed elevated blood lead level above 5 µg/dL in Iowa in 2018



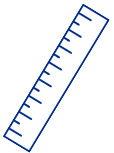
That is enough to fill 12 school buses

Iowa Public Health Tracking Portal. (2018). Children Tested. Retrieved from <https://tracking.idph.iowa.gov/Health/Lead-Poisoning/Annual-Blood-Lead-Testing-Children-Under-6/Children-Tested>

## HEALTH IMPACTS



Damage to brain & nervous system



Slowed growth & development



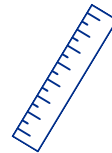
Hearing & speech problems



Learning & behavior problems



Damage to brain & nervous system



Slowed growth & development



Hearing & speech problems



Learning & behavior problems

# CHILDHOOD LEAD POISONING IS

100%

# PREVENTABLE

# CHILDHOOD LEAD POISONING IS

100%

# PREVENTABLE



# 2018 BLACK HAWK COUNTY IOWA LEAD REPORT CARD

# 2018 BLACK HAWK COUNTY IOWA LEAD REPORT CARD

OF ALL BLACK HAWK COUNTY CHILDREN 0 TO 6 YEARS OLD ONLY

## 25.6%

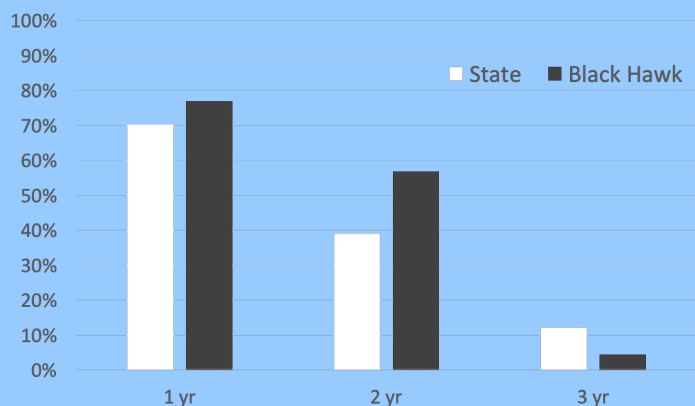
WERE TESTED FOR LEAD

OF ALL BLACK HAWK COUNTY CHILDREN 0 TO 6 YEARS OLD ONLY

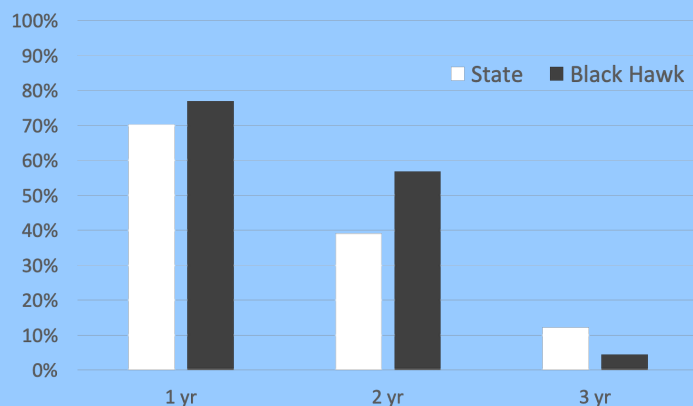
## 25.6%

WERE TESTED FOR LEAD

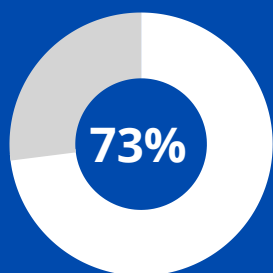
State vs County - Percent of Children Receiving a Blood Lead Test By Age



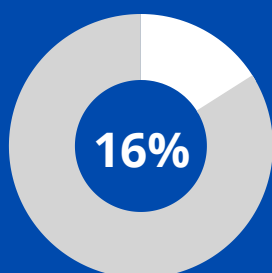
State vs County - Percent of Children Receiving a Blood Lead Test By Age



## RISK FACTORS

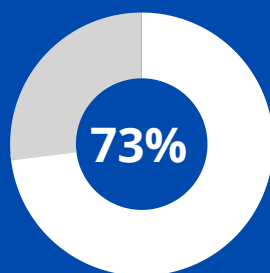


Pre-1979 Housing

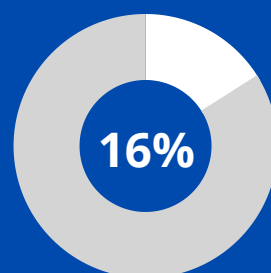


Population Below Poverty Level

## RISK FACTORS



Pre-1979 Housing



Population Below Poverty Level

\*Elevated Blood Lead Level is equal to or greater than 5 mcg/dL  
<https://www.cdc.gov/nceh/lead/data/blood-lead-reference-value.htm>  
 References:  
 Iowa Department of Public Health. (2018). Iowa Public Health Tracking Portal. Retrieved from <https://tracking.idph.iowa.gov/>  
 State Library of Iowa. (2018). American Community Survey: Poverty status in the past 12 months.  
 State Library of Iowa. (2018). American Community Survey: Year structure built.

\*Elevated Blood Lead Level is equal to or greater than 5 mcg/dL  
<https://www.cdc.gov/nceh/lead/data/blood-lead-reference-value.htm>  
 References:  
 Iowa Department of Public Health. (2018). Iowa Public Health Tracking Portal. Retrieved from <https://tracking.idph.iowa.gov/>  
 State Library of Iowa. (2018). American Community Survey: Poverty status in the past 12 months.  
 State Library of Iowa. (2018). American Community Survey: Year structure built.

890 children under 6 had a confirmed elevated blood lead level above 5 µg/dL in Iowa in 2018



That is enough to fill 12 school buses

Iowa Public Health Tracking Portal. (2018). Children Tested. Retrieved from <https://tracking.idph.iowa.gov/Health/Lead-Poisoning/Annual-Blood-Lead-Testing-Children-Under-6/Children-Tested>

890 children under 6 had a confirmed elevated blood lead level above 5 µg/dL in Iowa in 2018



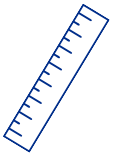
That is enough to fill 12 school buses

Iowa Public Health Tracking Portal. (2018). Children Tested. Retrieved from <https://tracking.idph.iowa.gov/Health/Lead-Poisoning/Annual-Blood-Lead-Testing-Children-Under-6/Children-Tested>

## HEALTH IMPACTS



Damage to brain & nervous system



Slowed growth & development



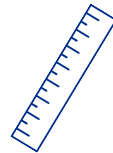
Hearing & speech problems



Learning & behavior problems



Damage to brain & nervous system



Slowed growth & development



Hearing & speech problems



Learning & behavior problems

# CHILDHOOD LEAD POISONING IS

100%

# PREVENTABLE

# CHILDHOOD LEAD POISONING IS

100%

# PREVENTABLE

# 2018 BOONE COUNTY IOWA LEAD REPORT CARD

# 2018 BOONE COUNTY IOWA LEAD REPORT CARD

OF ALL BOONE COUNTY CHILDREN  
0 TO 6 YEARS OLD ONLY

## 28.7%

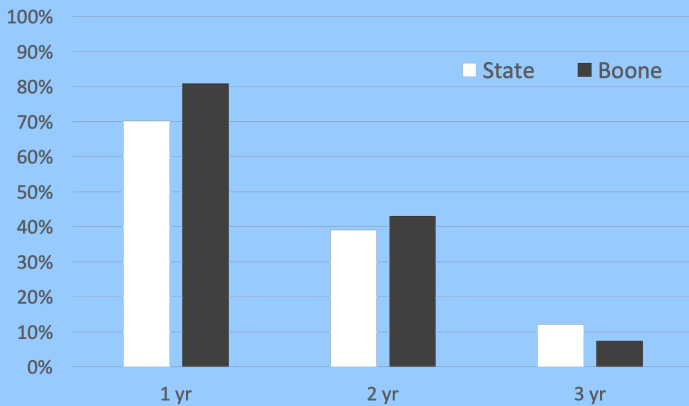
WERE TESTED FOR LEAD

OF ALL BOONE COUNTY CHILDREN  
0 TO 6 YEARS OLD ONLY

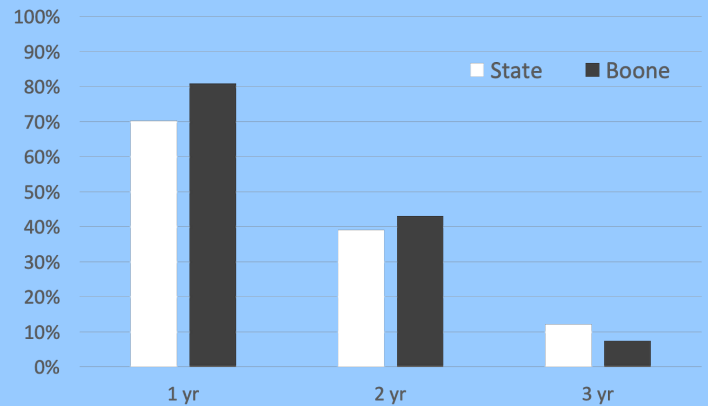
## 28.7%

WERE TESTED FOR LEAD

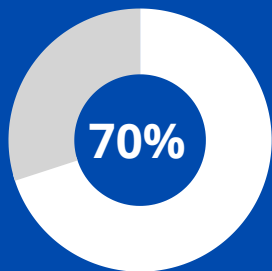
State vs County - Percent of Children Receiving a Blood Lead Test By Age



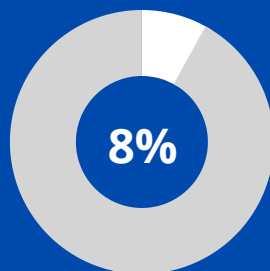
State vs County - Percent of Children Receiving a Blood Lead Test By Age



## RISK FACTORS

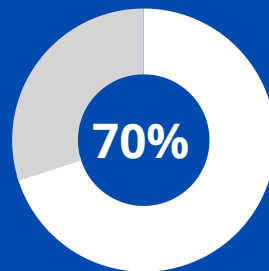


Pre-1979 Housing

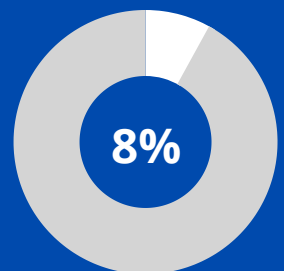


Population Below Poverty Level

## RISK FACTORS



Pre-1979 Housing



Population Below Poverty Level

\*Elevated Blood Lead Level is equal to or greater than 5 mcg/dL  
<https://www.cdc.gov/nceh/lead/data/blood-lead-reference-value.htm>  
 References:  
 Iowa Department of Public Health. (2018). Iowa Public Health Tracking Portal. Retrieved from <https://tracking.idph.iowa.gov/>  
 State Library of Iowa. (2018). American Community Survey: Poverty status in the past 12 months.  
 State Library of Iowa. (2018). American Community Survey: Year structure built.

\*Elevated Blood Lead Level is equal to or greater than 5 mcg/dL  
<https://www.cdc.gov/nceh/lead/data/blood-lead-reference-value.htm>  
 References:  
 Iowa Department of Public Health. (2018). Iowa Public Health Tracking Portal. Retrieved from <https://tracking.idph.iowa.gov/>  
 State Library of Iowa. (2018). American Community Survey: Poverty status in the past 12 months.  
 State Library of Iowa. (2018). American Community Survey: Year structure built.

890 children under 6 had a confirmed elevated blood lead level above 5 µg/dL in Iowa in 2018



That is enough to fill 12 school buses

Iowa Public Health Tracking Portal. (2018). Children Tested. Retrieved from <https://tracking.idph.iowa.gov/Health/Lead-Poisoning/Annual-Blood-Lead-Testing-Children-Under-6/Children-Tested>

890 children under 6 had a confirmed elevated blood lead level above 5 µg/dL in Iowa in 2018



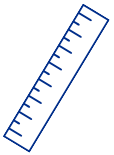
That is enough to fill 12 school buses

Iowa Public Health Tracking Portal. (2018). Children Tested. Retrieved from <https://tracking.idph.iowa.gov/Health/Lead-Poisoning/Annual-Blood-Lead-Testing-Children-Under-6/Children-Tested>

## HEALTH IMPACTS



Damage to brain & nervous system



Slowed growth & development



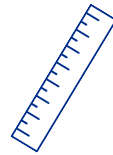
Hearing & speech problems



Learning & behavior problems



Damage to brain & nervous system



Slowed growth & development



Hearing & speech problems



Learning & behavior problems

# CHILDHOOD LEAD POISONING IS

100%

# PREVENTABLE

# CHILDHOOD LEAD POISONING IS

100%

# PREVENTABLE

# 2018 BREMER COUNTY IOWA LEAD REPORT CARD

# 2018 BREMER COUNTY IOWA LEAD REPORT CARD

OF ALL BREMER COUNTY CHILDREN 0 TO 6 YEARS OLD ONLY

## 30.9%

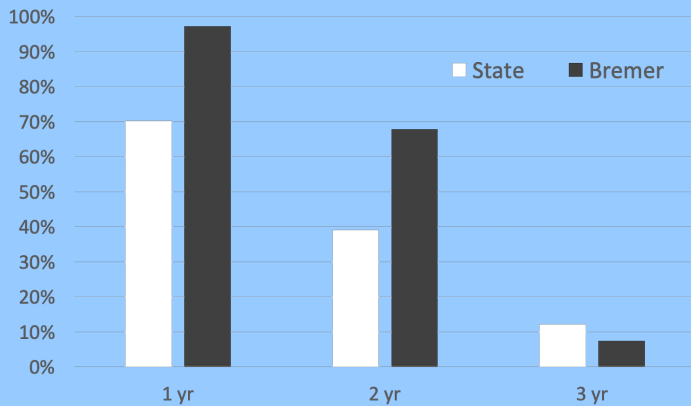
WERE TESTED FOR LEAD

OF ALL BREMER COUNTY CHILDREN 0 TO 6 YEARS OLD ONLY

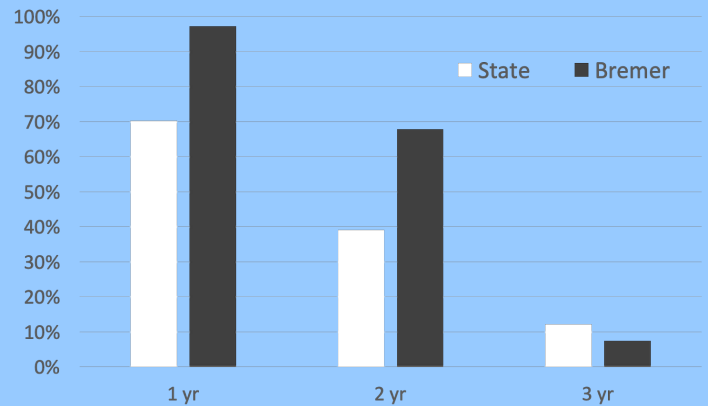
## 30.9%

WERE TESTED FOR LEAD

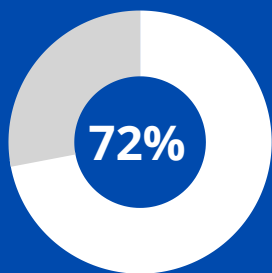
State vs County - Percent of Children Receiving a Blood Lead Test By Age



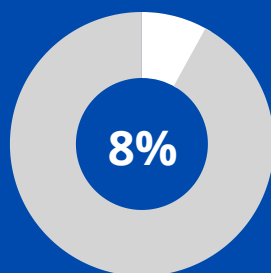
State vs County - Percent of Children Receiving a Blood Lead Test By Age



## RISK FACTORS

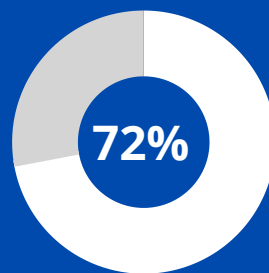


Pre-1979 Housing

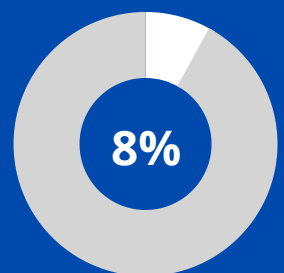


Population Below Poverty Level

## RISK FACTORS



Pre-1979 Housing



Population Below Poverty Level

\*Elevated Blood Lead Level is equal to or greater than 5 mcg/dL  
<https://www.cdc.gov/nceh/lead/data/blood-lead-reference-value.htm>  
 References:  
 Iowa Department of Public Health. (2018). Iowa Public Health Tracking Portal. Retrieved from <https://tracking.idph.iowa.gov/>  
 State Library of Iowa. (2018). American Community Survey: Poverty status in the past 12 months.  
 State Library of Iowa. (2018). American Community Survey: Year structure built.

\*Elevated Blood Lead Level is equal to or greater than 5 mcg/dL  
<https://www.cdc.gov/nceh/lead/data/blood-lead-reference-value.htm>  
 References:  
 Iowa Department of Public Health. (2018). Iowa Public Health Tracking Portal. Retrieved from <https://tracking.idph.iowa.gov/>  
 State Library of Iowa. (2018). American Community Survey: Poverty status in the past 12 months.  
 State Library of Iowa. (2018). American Community Survey: Year structure built.

890 children under 6 had a confirmed elevated blood lead level above 5 µg/dL in Iowa in 2018



That is enough to fill 12 school buses

Iowa Public Health Tracking Portal. (2018). Children Tested. Retrieved from <https://tracking.idph.iowa.gov/Health/Lead-Poisoning/Annual-Blood-Lead-Testing-Children-Under-6/Children-Tested>

890 children under 6 had a confirmed elevated blood lead level above 5 µg/dL in Iowa in 2018



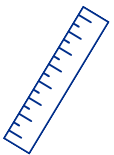
That is enough to fill 12 school buses

Iowa Public Health Tracking Portal. (2018). Children Tested. Retrieved from <https://tracking.idph.iowa.gov/Health/Lead-Poisoning/Annual-Blood-Lead-Testing-Children-Under-6/Children-Tested>

## HEALTH IMPACTS



Damage to brain & nervous system



Slowed growth & development



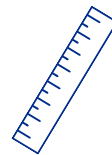
Hearing & speech problems



Learning & behavior problems



Damage to brain & nervous system



Slowed growth & development



Hearing & speech problems



Learning & behavior problems

# CHILDHOOD LEAD POISONING IS

100%

# PREVENTABLE

# CHILDHOOD LEAD POISONING IS

100%

# PREVENTABLE

# 2018 BUCHANAN COUNTY IOWA LEAD REPORT CARD

# 2018 BUCHANAN COUNTY IOWA LEAD REPORT CARD

OF ALL BUCHANAN COUNTY CHILDREN 0 TO 6 YEARS OLD ONLY

## 22.1%

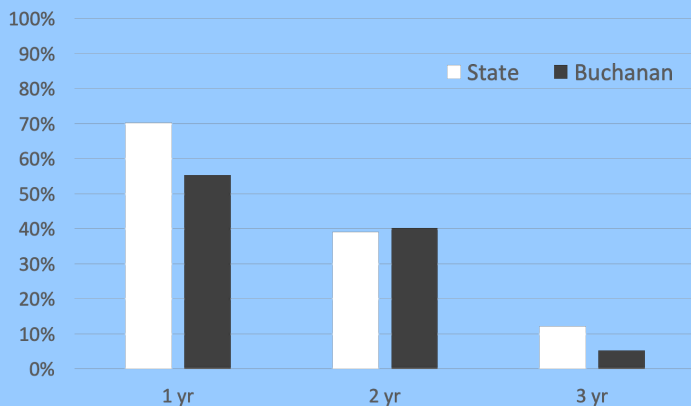
WERE TESTED FOR LEAD

OF ALL BUCHANAN COUNTY CHILDREN 0 TO 6 YEARS OLD ONLY

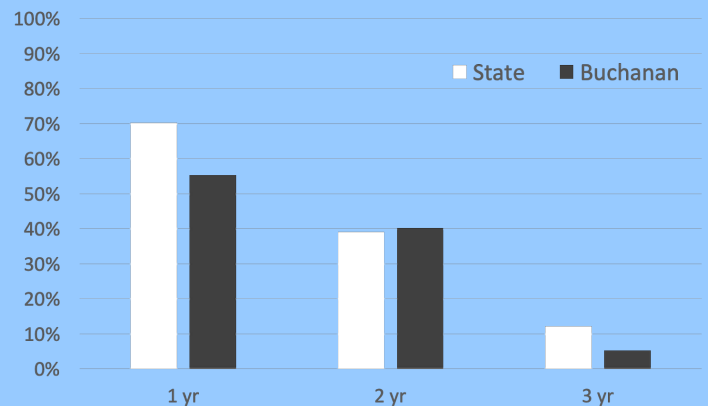
## 22.1%

WERE TESTED FOR LEAD

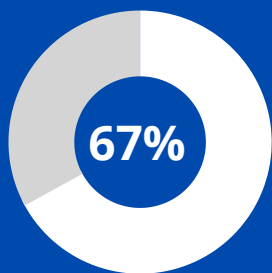
State vs County - Percent of Children Receiving a Blood Lead Test By Age



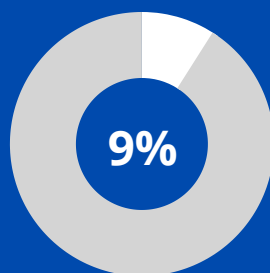
State vs County - Percent of Children Receiving a Blood Lead Test By Age



## RISK FACTORS

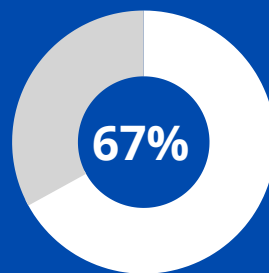


Pre-1979 Housing

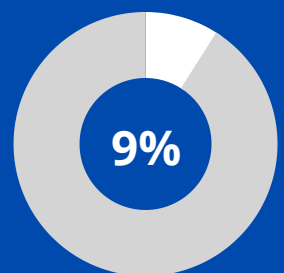


Population Below Poverty Level

## RISK FACTORS



Pre-1979 Housing



Population Below Poverty Level

\*Elevated Blood Lead Level is equal to or greater than 5 mcg/dL  
<https://www.cdc.gov/nceh/lead/data/blood-lead-reference-value.htm>  
 References:  
 Iowa Department of Public Health. (2018). Iowa Public Health Tracking Portal. Retrieved from <https://tracking.idph.iowa.gov/>  
 State Library of Iowa. (2018). American Community Survey: Poverty status in the past 12 months.  
 State Library of Iowa. (2018). American Community Survey: Year structure built.

\*Elevated Blood Lead Level is equal to or greater than 5 mcg/dL  
<https://www.cdc.gov/nceh/lead/data/blood-lead-reference-value.htm>  
 References:  
 Iowa Department of Public Health. (2018). Iowa Public Health Tracking Portal. Retrieved from <https://tracking.idph.iowa.gov/>  
 State Library of Iowa. (2018). American Community Survey: Poverty status in the past 12 months.  
 State Library of Iowa. (2018). American Community Survey: Year structure built.

890 children under 6 had a confirmed elevated blood lead level above 5 µg/dL in Iowa in 2018



That is enough to fill 12 school buses

Iowa Public Health Tracking Portal. (2018). Children Tested. Retrieved from <https://tracking.idph.iowa.gov/Health/Lead-Poisoning/Annual-Blood-Lead-Testing-Children-Under-6/Children-Tested>

890 children under 6 had a confirmed elevated blood lead level above 5 µg/dL in Iowa in 2018



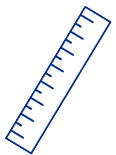
That is enough to fill 12 school buses

Iowa Public Health Tracking Portal. (2018). Children Tested. Retrieved from <https://tracking.idph.iowa.gov/Health/Lead-Poisoning/Annual-Blood-Lead-Testing-Children-Under-6/Children-Tested>

## HEALTH IMPACTS



Damage to brain & nervous system



Slowed growth & development



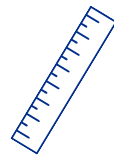
Hearing & speech problems



Learning & behavior problems



Damage to brain & nervous system



Slowed growth & development



Hearing & speech problems



Learning & behavior problems

# CHILDHOOD LEAD POISONING IS

100%

# PREVENTABLE

# CHILDHOOD LEAD POISONING IS

100%

# PREVENTABLE



# 2018 BUENA VISTA COUNTY IOWA LEAD REPORT CARD

# 2018 BUENA VISTA COUNTY IOWA LEAD REPORT CARD

OF ALL BUENA VISTA COUNTY CHILDREN 0 TO 6 YEARS OLD ONLY

## 34.5%

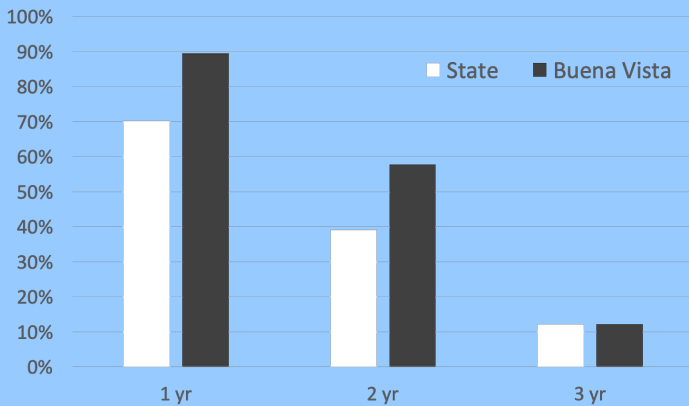
WERE TESTED FOR LEAD

OF ALL BUENA VISTA COUNTY CHILDREN 0 TO 6 YEARS OLD ONLY

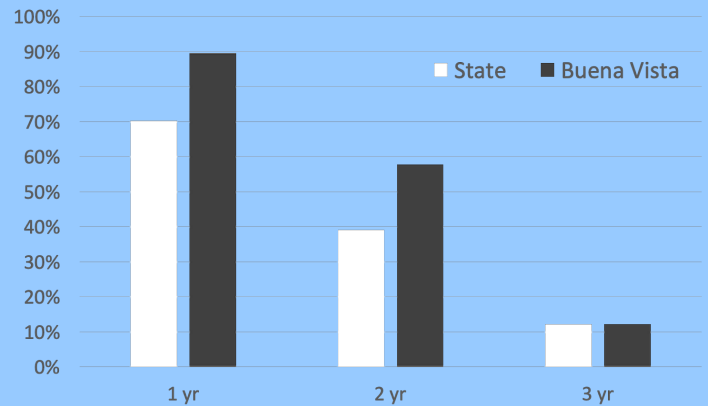
## 34.5%

WERE TESTED FOR LEAD

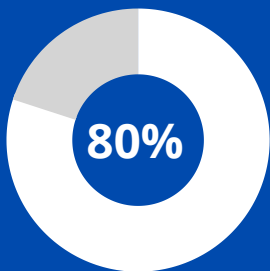
State vs County - Percent of Children Receiving a Blood Lead Test By Age



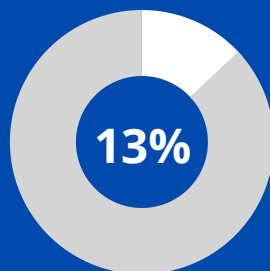
State vs County - Percent of Children Receiving a Blood Lead Test By Age



## RISK FACTORS

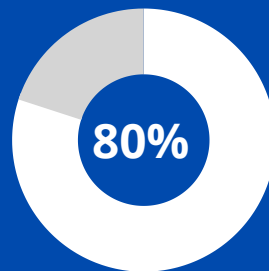


Pre-1979 Housing

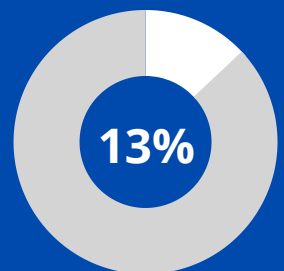


Population Below Poverty Level

## RISK FACTORS



Pre-1979 Housing



Population Below Poverty Level

\*Elevated Blood Lead Level is equal to or greater than 5 mcg/dL  
<https://www.cdc.gov/nceh/lead/data/blood-lead-reference-value.htm>  
 References:  
 Iowa Department of Public Health. (2018). Iowa Public Health Tracking Portal. Retrieved from <https://tracking.idph.iowa.gov/>  
 State Library of Iowa. (2018). American Community Survey: Poverty status in the past 12 months.  
 State Library of Iowa. (2018). American Community Survey: Year structure built.

\*Elevated Blood Lead Level is equal to or greater than 5 mcg/dL  
<https://www.cdc.gov/nceh/lead/data/blood-lead-reference-value.htm>  
 References:  
 Iowa Department of Public Health. (2018). Iowa Public Health Tracking Portal. Retrieved from <https://tracking.idph.iowa.gov/>  
 State Library of Iowa. (2018). American Community Survey: Poverty status in the past 12 months.  
 State Library of Iowa. (2018). American Community Survey: Year structure built.

890 children under 6 had a confirmed elevated blood lead level above 5 µg/dL in Iowa in 2018



That is enough to fill 12 school buses

Iowa Public Health Tracking Portal. (2018). Children Tested. Retrieved from <https://tracking.idph.iowa.gov/Health/Lead-Poisoning/Annual-Blood-Lead-Testing-Children-Under-6/Children-Tested>

890 children under 6 had a confirmed elevated blood lead level above 5 µg/dL in Iowa in 2018



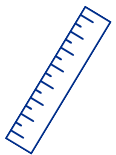
That is enough to fill 12 school buses

Iowa Public Health Tracking Portal. (2018). Children Tested. Retrieved from <https://tracking.idph.iowa.gov/Health/Lead-Poisoning/Annual-Blood-Lead-Testing-Children-Under-6/Children-Tested>

## HEALTH IMPACTS



Damage to brain & nervous system



Slowed growth & development



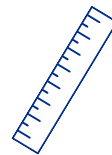
Hearing & speech problems



Learning & behavior problems



Damage to brain & nervous system



Slowed growth & development



Hearing & speech problems



Learning & behavior problems

# CHILDHOOD LEAD POISONING IS

100%

# PREVENTABLE

# CHILDHOOD LEAD POISONING IS

100%

# PREVENTABLE

# 2018 BUTLER COUNTY IOWA LEAD REPORT CARD

# 2018 BUTLER COUNTY IOWA LEAD REPORT CARD

OF ALL BUTLER COUNTY CHILDREN 0 TO 6 YEARS OLD ONLY

## 28.4%

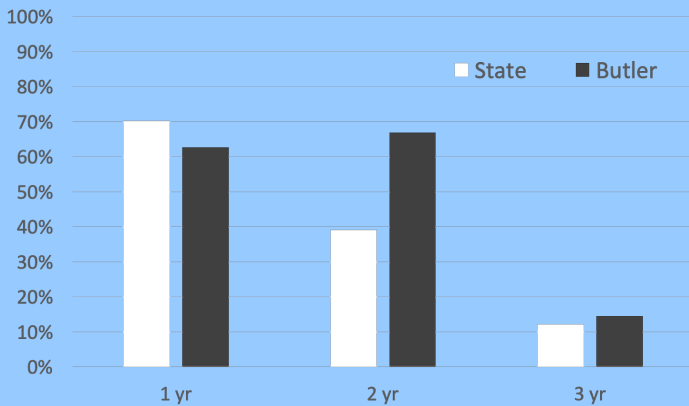
WERE TESTED FOR LEAD

OF ALL BUTLER COUNTY CHILDREN 0 TO 6 YEARS OLD ONLY

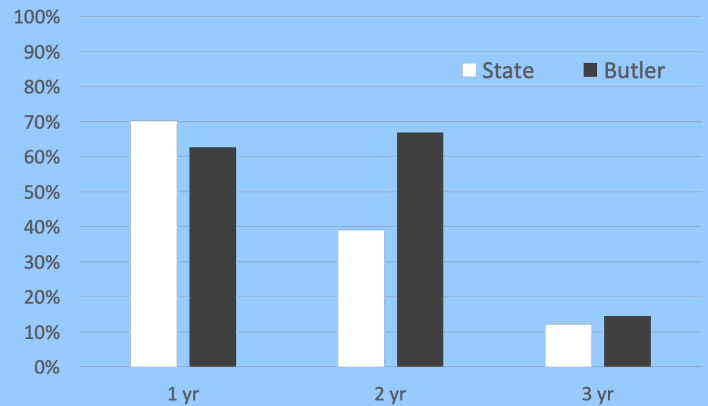
## 28.4%

WERE TESTED FOR LEAD

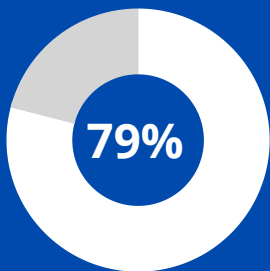
State vs County - Percent of Children Receiving a Blood Lead Test By Age



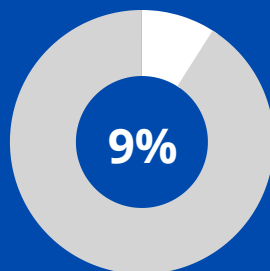
State vs County - Percent of Children Receiving a Blood Lead Test By Age



## RISK FACTORS

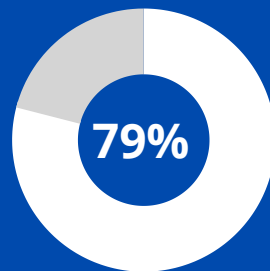


Pre-1979 Housing

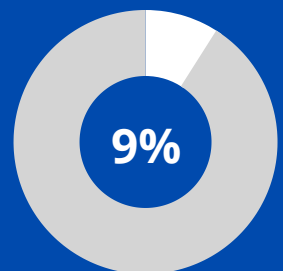


Population Below Poverty Level

## RISK FACTORS



Pre-1979 Housing



Population Below Poverty Level

\*Elevated Blood Lead Level is equal to or greater than 5 mcg/dL  
<https://www.cdc.gov/nceh/lead/data/blood-lead-reference-value.htm>  
 References:  
 Iowa Department of Public Health. (2018). Iowa Public Health Tracking Portal. Retrieved from <https://tracking.idph.iowa.gov/>  
 State Library of Iowa. (2018). American Community Survey: Poverty status in the past 12 months.  
 State Library of Iowa. (2018). American Community Survey: Year structure built.

\*Elevated Blood Lead Level is equal to or greater than 5 mcg/dL  
<https://www.cdc.gov/nceh/lead/data/blood-lead-reference-value.htm>  
 References:  
 Iowa Department of Public Health. (2018). Iowa Public Health Tracking Portal. Retrieved from <https://tracking.idph.iowa.gov/>  
 State Library of Iowa. (2018). American Community Survey: Poverty status in the past 12 months.  
 State Library of Iowa. (2018). American Community Survey: Year structure built.

890 children under 6 had a confirmed elevated blood lead level above 5 µg/dL in Iowa in 2018



That is enough to fill 12 school buses

Iowa Public Health Tracking Portal. (2018). Children Tested. Retrieved from <https://tracking.idph.iowa.gov/Health/Lead-Poisoning/Annual-Blood-Lead-Testing-Children-Under-6/Children-Tested>

890 children under 6 had a confirmed elevated blood lead level above 5 µg/dL in Iowa in 2018



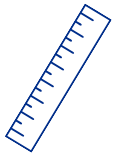
That is enough to fill 12 school buses

Iowa Public Health Tracking Portal. (2018). Children Tested. Retrieved from <https://tracking.idph.iowa.gov/Health/Lead-Poisoning/Annual-Blood-Lead-Testing-Children-Under-6/Children-Tested>

## HEALTH IMPACTS



Damage to brain & nervous system



Slowed growth & development



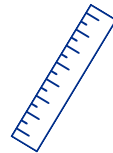
Hearing & speech problems



Learning & behavior problems



Damage to brain & nervous system



Slowed growth & development



Hearing & speech problems



Learning & behavior problems

# CHILDHOOD LEAD POISONING IS

100%

# PREVENTABLE

# CHILDHOOD LEAD POISONING IS

100%

# PREVENTABLE

# 2018 CALHOUN COUNTY IOWA LEAD REPORT CARD

# 2018 CALHOUN COUNTY IOWA LEAD REPORT CARD

OF ALL CALHOUN COUNTY CHILDREN 0 TO 6 YEARS OLD ONLY

## 34.4%

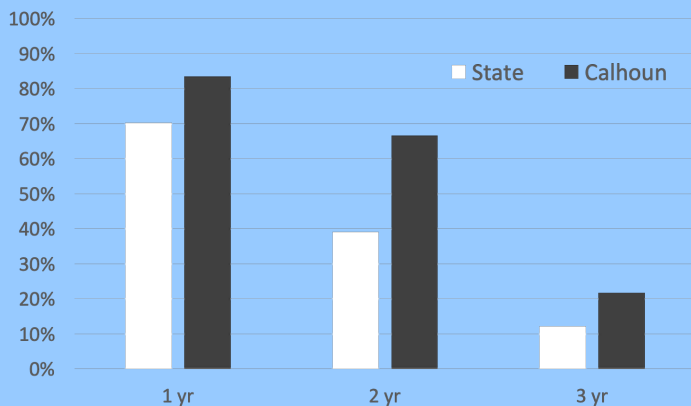
WERE TESTED FOR LEAD

OF ALL CALHOUN COUNTY CHILDREN 0 TO 6 YEARS OLD ONLY

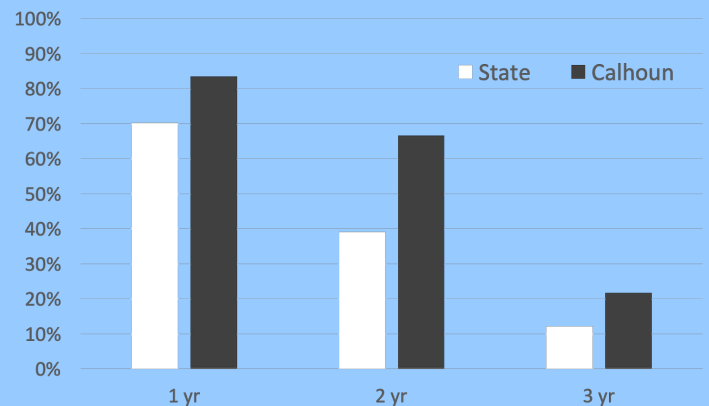
## 34.4%

WERE TESTED FOR LEAD

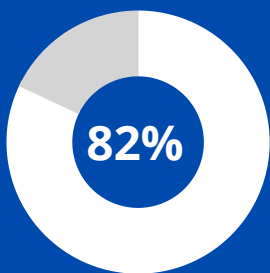
State vs County - Percent of Children Receiving a Blood Lead Test By Age



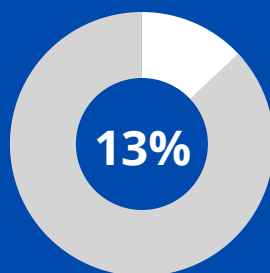
State vs County - Percent of Children Receiving a Blood Lead Test By Age



## RISK FACTORS

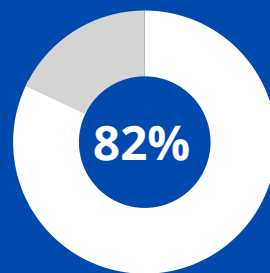


Pre-1979 Housing

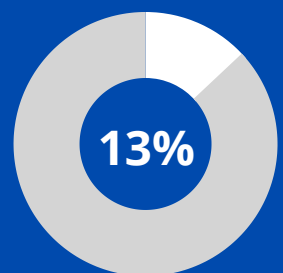


Population Below Poverty Level

## RISK FACTORS



Pre-1979 Housing



Population Below Poverty Level

\*Elevated Blood Lead Level is equal to or greater than 5 mcg/dL  
<https://www.cdc.gov/nceh/lead/data/blood-lead-reference-value.htm>  
 References:  
 Iowa Department of Public Health. (2018). Iowa Public Health Tracking Portal. Retrieved from <https://tracking.idph.iowa.gov/>  
 State Library of Iowa. (2018). American Community Survey: Poverty status in the past 12 months.  
 State Library of Iowa. (2018). American Community Survey: Year structure built.

\*Elevated Blood Lead Level is equal to or greater than 5 mcg/dL  
<https://www.cdc.gov/nceh/lead/data/blood-lead-reference-value.htm>  
 References:  
 Iowa Department of Public Health. (2018). Iowa Public Health Tracking Portal. Retrieved from <https://tracking.idph.iowa.gov/>  
 State Library of Iowa. (2018). American Community Survey: Poverty status in the past 12 months.  
 State Library of Iowa. (2018). American Community Survey: Year structure built.

890 children under 6 had a confirmed elevated blood lead level above 5 µg/dL in Iowa in 2018



That is enough to fill 12 school buses

Iowa Public Health Tracking Portal. (2018). Children Tested. Retrieved from <https://tracking.idph.iowa.gov/Health/Lead-Poisoning/Annual-Blood-Lead-Testing-Children-Under-6/Children-Tested>

890 children under 6 had a confirmed elevated blood lead level above 5 µg/dL in Iowa in 2018



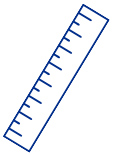
That is enough to fill 12 school buses

Iowa Public Health Tracking Portal. (2018). Children Tested. Retrieved from <https://tracking.idph.iowa.gov/Health/Lead-Poisoning/Annual-Blood-Lead-Testing-Children-Under-6/Children-Tested>

## HEALTH IMPACTS



Damage to brain & nervous system



Slowed growth & development



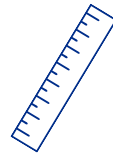
Hearing & speech problems



Learning & behavior problems



Damage to brain & nervous system



Slowed growth & development



Hearing & speech problems



Learning & behavior problems

# CHILDHOOD LEAD POISONING IS

100%

# PREVENTABLE

# CHILDHOOD LEAD POISONING IS

100%

# PREVENTABLE

# 2018 CARROLL COUNTY IOWA LEAD REPORT CARD

# 2018 CARROLL COUNTY IOWA LEAD REPORT CARD

OF ALL CARROLL COUNTY CHILDREN 0 TO 6 YEARS OLD ONLY

## 35.0%

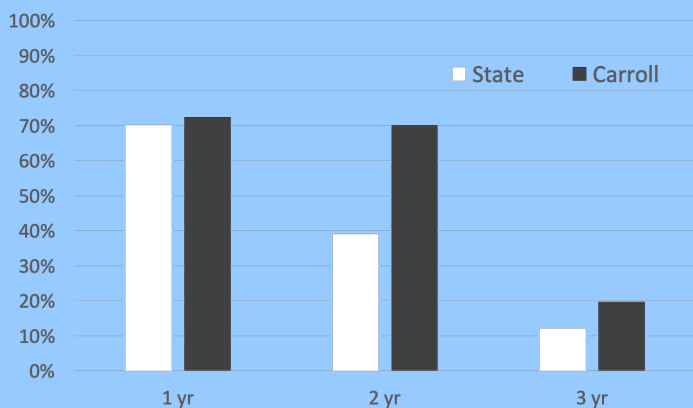
WERE TESTED FOR LEAD

OF ALL CARROLL COUNTY CHILDREN 0 TO 6 YEARS OLD ONLY

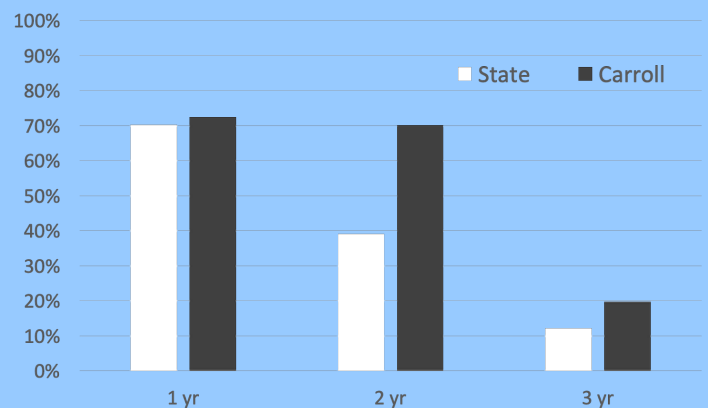
## 35.0%

WERE TESTED FOR LEAD

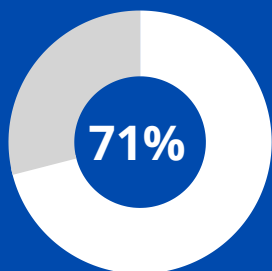
State vs County - Percent of Children Receiving a Blood Lead Test By Age



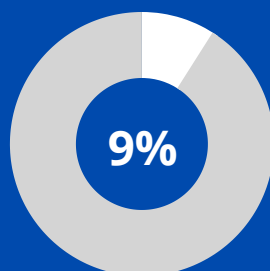
State vs County - Percent of Children Receiving a Blood Lead Test By Age



## RISK FACTORS

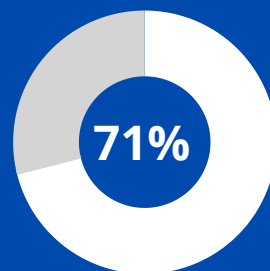


Pre-1979 Housing

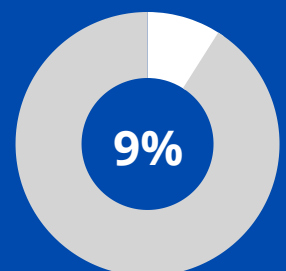


Population Below Poverty Level

## RISK FACTORS



Pre-1979 Housing



Population Below Poverty Level

\*Elevated Blood Lead Level is equal to or greater than 5 mcg/dL  
<https://www.cdc.gov/nceh/lead/data/blood-lead-reference-value.htm>  
 References:  
 Iowa Department of Public Health. (2018). Iowa Public Health Tracking Portal. Retrieved from <https://tracking.idph.iowa.gov/>  
 State Library of Iowa. (2018). American Community Survey: Poverty status in the past 12 months.  
 State Library of Iowa. (2018). American Community Survey: Year structure built.

\*Elevated Blood Lead Level is equal to or greater than 5 mcg/dL  
<https://www.cdc.gov/nceh/lead/data/blood-lead-reference-value.htm>  
 References:  
 Iowa Department of Public Health. (2018). Iowa Public Health Tracking Portal. Retrieved from <https://tracking.idph.iowa.gov/>  
 State Library of Iowa. (2018). American Community Survey: Poverty status in the past 12 months.  
 State Library of Iowa. (2018). American Community Survey: Year structure built.

890 children under 6 had a confirmed elevated blood lead level above 5 µg/dL in Iowa in 2018



That is enough to fill 12 school buses

Iowa Public Health Tracking Portal. (2018). Children Tested. Retrieved from <https://tracking.idph.iowa.gov/Health/Lead-Poisoning/Annual-Blood-Lead-Testing-Children-Under-6/Children-Tested>

890 children under 6 had a confirmed elevated blood lead level above 5 µg/dL in Iowa in 2018



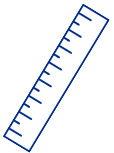
That is enough to fill 12 school buses

Iowa Public Health Tracking Portal. (2018). Children Tested. Retrieved from <https://tracking.idph.iowa.gov/Health/Lead-Poisoning/Annual-Blood-Lead-Testing-Children-Under-6/Children-Tested>

## HEALTH IMPACTS



Damage to brain & nervous system



Slowed growth & development



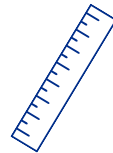
Hearing & speech problems



Learning & behavior problems



Damage to brain & nervous system



Slowed growth & development



Hearing & speech problems



Learning & behavior problems

# CHILDHOOD LEAD POISONING IS

100%

# PREVENTABLE

# CHILDHOOD LEAD POISONING IS

100%

# PREVENTABLE



# 2018 CASS COUNTY IOWA LEAD REPORT CARD

# 2018 CASS COUNTY IOWA LEAD REPORT CARD

OF ALL CASS COUNTY CHILDREN  
0 TO 6 YEARS OLD ONLY

## 21.9%

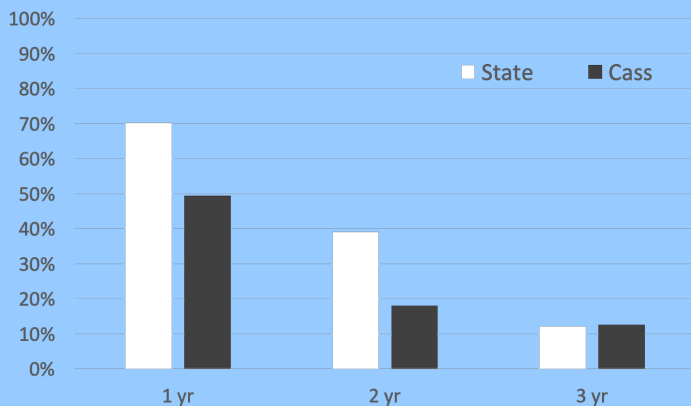
WERE TESTED FOR LEAD

OF ALL CASS COUNTY CHILDREN  
0 TO 6 YEARS OLD ONLY

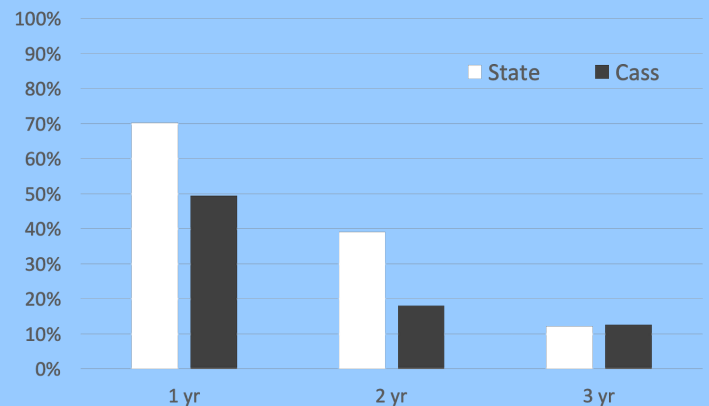
## 21.9%

WERE TESTED FOR LEAD

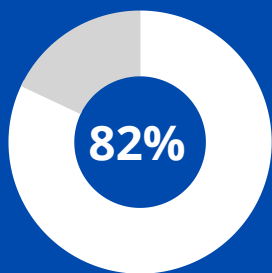
State vs County - Percent of Children Receiving a Blood Lead Test By Age



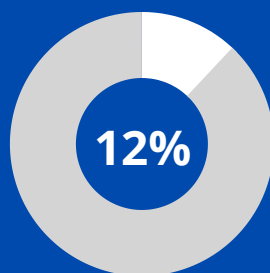
State vs County - Percent of Children Receiving a Blood Lead Test By Age



## RISK FACTORS

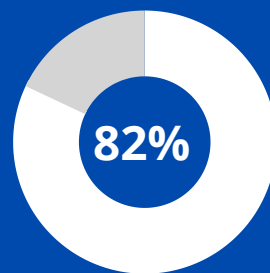


Pre-1979 Housing

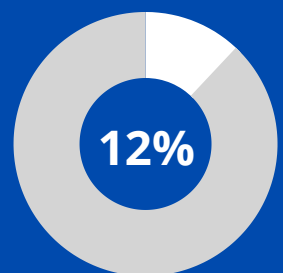


Population Below Poverty Level

## RISK FACTORS



Pre-1979 Housing



Population Below Poverty Level

\*Elevated Blood Lead Level is equal to or greater than 5 mcg/dL  
<https://www.cdc.gov/nceh/lead/data/blood-lead-reference-value.htm>  
 References:  
 Iowa Department of Public Health. (2018). Iowa Public Health Tracking Portal. Retrieved from <https://tracking.idph.iowa.gov/>  
 State Library of Iowa. (2018). American Community Survey: Poverty status in the past 12 months.  
 State Library of Iowa. (2018). American Community Survey: Year structure built.

\*Elevated Blood Lead Level is equal to or greater than 5 mcg/dL  
<https://www.cdc.gov/nceh/lead/data/blood-lead-reference-value.htm>  
 References:  
 Iowa Department of Public Health. (2018). Iowa Public Health Tracking Portal. Retrieved from <https://tracking.idph.iowa.gov/>  
 State Library of Iowa. (2018). American Community Survey: Poverty status in the past 12 months.  
 State Library of Iowa. (2018). American Community Survey: Year structure built.

890 children under 6 had a confirmed elevated blood lead level above 5 µg/dL in Iowa in 2018



That is enough to fill 12 school buses

Iowa Public Health Tracking Portal. (2018). Children Tested. Retrieved from <https://tracking.idph.iowa.gov/Health/Lead-Poisoning/Annual-Blood-Lead-Testing-Children-Under-6/Children-Tested>

890 children under 6 had a confirmed elevated blood lead level above 5 µg/dL in Iowa in 2018



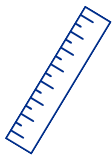
That is enough to fill 12 school buses

Iowa Public Health Tracking Portal. (2018). Children Tested. Retrieved from <https://tracking.idph.iowa.gov/Health/Lead-Poisoning/Annual-Blood-Lead-Testing-Children-Under-6/Children-Tested>

## HEALTH IMPACTS



Damage to brain & nervous system



Slowed growth & development



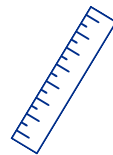
Hearing & speech problems



Learning & behavior problems



Damage to brain & nervous system



Slowed growth & development



Hearing & speech problems



Learning & behavior problems

# CHILDHOOD LEAD POISONING IS

100%

# PREVENTABLE

# CHILDHOOD LEAD POISONING IS

100%

# PREVENTABLE

# 2018 CEDAR COUNTY IOWA LEAD REPORT CARD

# 2018 CEDAR COUNTY IOWA LEAD REPORT CARD

OF ALL CEDAR COUNTY CHILDREN  
0 TO 6 YEARS OLD ONLY

## 21.7%

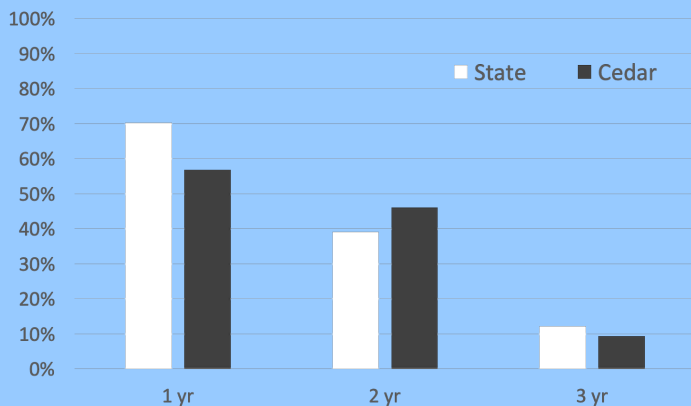
WERE TESTED FOR LEAD

OF ALL CEDAR COUNTY CHILDREN  
0 TO 6 YEARS OLD ONLY

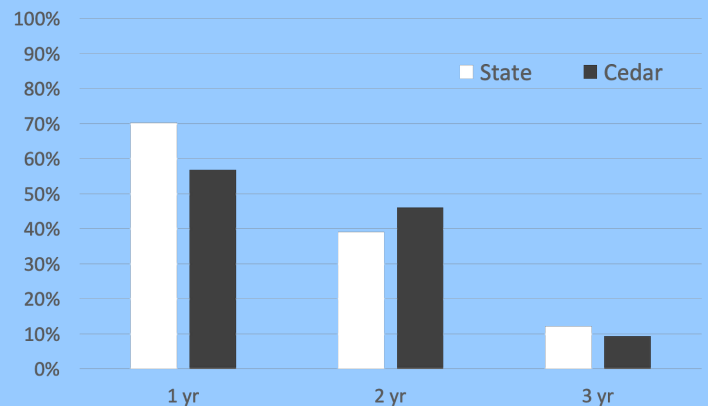
## 21.7%

WERE TESTED FOR LEAD

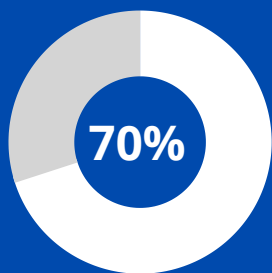
State vs County - Percent of Children Receiving a Blood Lead Test By Age



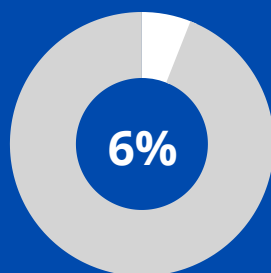
State vs County - Percent of Children Receiving a Blood Lead Test By Age



## RISK FACTORS

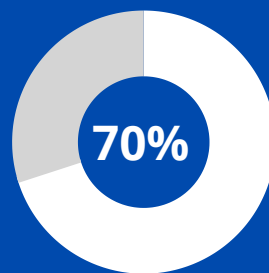


Pre-1979 Housing

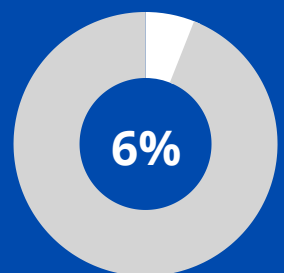


Population Below Poverty Level

## RISK FACTORS



Pre-1979 Housing



Population Below Poverty Level

\*Elevated Blood Lead Level is equal to or greater than 5 mcg/dL  
<https://www.cdc.gov/nceh/lead/data/blood-lead-reference-value.htm>  
 References:  
 Iowa Department of Public Health. (2018). Iowa Public Health Tracking Portal. Retrieved from <https://tracking.idph.iowa.gov/>  
 State Library of Iowa. (2018). American Community Survey: Poverty status in the past 12 months.  
 State Library of Iowa. (2018). American Community Survey: Year structure built.

\*Elevated Blood Lead Level is equal to or greater than 5 mcg/dL  
<https://www.cdc.gov/nceh/lead/data/blood-lead-reference-value.htm>  
 References:  
 Iowa Department of Public Health. (2018). Iowa Public Health Tracking Portal. Retrieved from <https://tracking.idph.iowa.gov/>  
 State Library of Iowa. (2018). American Community Survey: Poverty status in the past 12 months.  
 State Library of Iowa. (2018). American Community Survey: Year structure built.

890 children under 6 had a confirmed elevated blood lead level above 5 µg/dL in Iowa in 2018



That is enough to fill 12 school buses

Iowa Public Health Tracking Portal. (2018). Children Tested. Retrieved from <https://tracking.idph.iowa.gov/Health/Lead-Poisoning/Annual-Blood-Lead-Testing-Children-Under-6/Children-Tested>

890 children under 6 had a confirmed elevated blood lead level above 5 µg/dL in Iowa in 2018



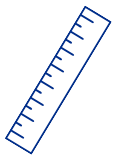
That is enough to fill 12 school buses

Iowa Public Health Tracking Portal. (2018). Children Tested. Retrieved from <https://tracking.idph.iowa.gov/Health/Lead-Poisoning/Annual-Blood-Lead-Testing-Children-Under-6/Children-Tested>

## HEALTH IMPACTS



Damage to brain & nervous system



Slowed growth & development



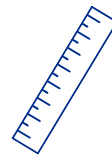
Hearing & speech problems



Learning & behavior problems



Damage to brain & nervous system



Slowed growth & development



Hearing & speech problems



Learning & behavior problems

# CHILDHOOD LEAD POISONING IS

100%

# PREVENTABLE

# CHILDHOOD LEAD POISONING IS

100%

# PREVENTABLE

# 2018 CERRO GORDO COUNTY IOWA LEAD REPORT CARD

# 2018 CERRO GORDO COUNTY IOWA LEAD REPORT CARD

OF ALL CERRO GORDO COUNTY CHILDREN 0 TO 6 YEARS OLD ONLY

## 28.0%

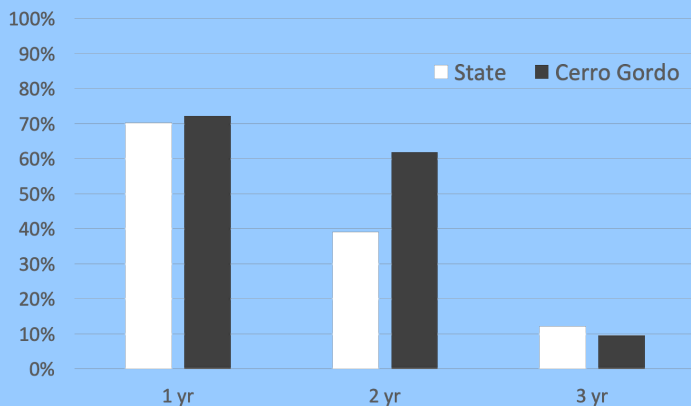
WERE TESTED FOR LEAD

OF ALL CERRO GORDO COUNTY CHILDREN 0 TO 6 YEARS OLD ONLY

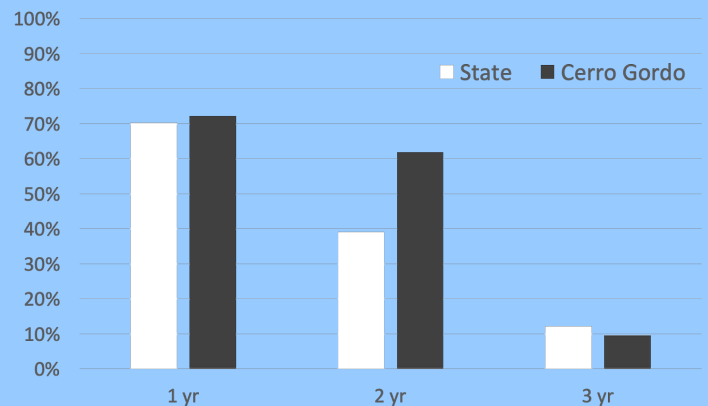
## 28.0%

WERE TESTED FOR LEAD

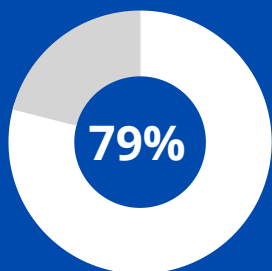
State vs County - Percent of Children Receiving a Blood Lead Test By Age



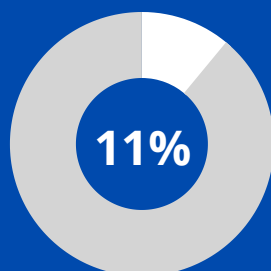
State vs County - Percent of Children Receiving a Blood Lead Test By Age



## RISK FACTORS

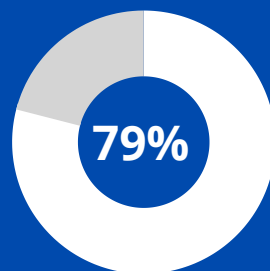


Pre-1979 Housing

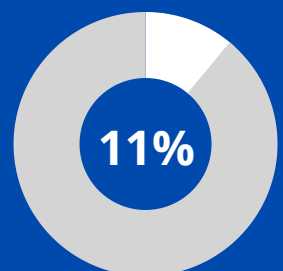


Population Below Poverty Level

## RISK FACTORS



Pre-1979 Housing



Population Below Poverty Level

\*Elevated Blood Lead Level is equal to or greater than 5 mcg/dL  
<https://www.cdc.gov/nceh/lead/data/blood-lead-reference-value.htm>  
 References:  
 Iowa Department of Public Health. (2018). Iowa Public Health Tracking Portal. Retrieved from <https://tracking.idph.iowa.gov/>  
 State Library of Iowa. (2018). American Community Survey: Poverty status in the past 12 months.  
 State Library of Iowa. (2018). American Community Survey: Year structure built.

\*Elevated Blood Lead Level is equal to or greater than 5 mcg/dL  
<https://www.cdc.gov/nceh/lead/data/blood-lead-reference-value.htm>  
 References:  
 Iowa Department of Public Health. (2018). Iowa Public Health Tracking Portal. Retrieved from <https://tracking.idph.iowa.gov/>  
 State Library of Iowa. (2018). American Community Survey: Poverty status in the past 12 months.  
 State Library of Iowa. (2018). American Community Survey: Year structure built.

890 children under 6 had a confirmed elevated blood lead level above 5 µg/dL in Iowa in 2018



That is enough to fill 12 school buses

Iowa Public Health Tracking Portal. (2018). Children Tested. Retrieved from <https://tracking.idph.iowa.gov/Health/Lead-Poisoning/Annual-Blood-Lead-Testing-Children-Under-6/Children-Tested>

890 children under 6 had a confirmed elevated blood lead level above 5 µg/dL in Iowa in 2018



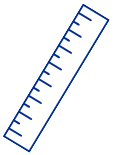
That is enough to fill 12 school buses

Iowa Public Health Tracking Portal. (2018). Children Tested. Retrieved from <https://tracking.idph.iowa.gov/Health/Lead-Poisoning/Annual-Blood-Lead-Testing-Children-Under-6/Children-Tested>

## HEALTH IMPACTS



Damage to brain & nervous system



Slowed growth & development



Hearing & speech problems



Learning & behavior problems



Damage to brain & nervous system



Slowed growth & development



Hearing & speech problems



Learning & behavior problems

# CHILDHOOD LEAD POISONING IS

100%

# PREVENTABLE

# CHILDHOOD LEAD POISONING IS

100%

# PREVENTABLE

# 2018 CHEROKEE COUNTY IOWA LEAD REPORT CARD

# 2018 CHEROKEE COUNTY IOWA LEAD REPORT CARD

OF ALL CHEROKEE COUNTY CHILDREN 0 TO 6 YEARS OLD ONLY

## 32.4%

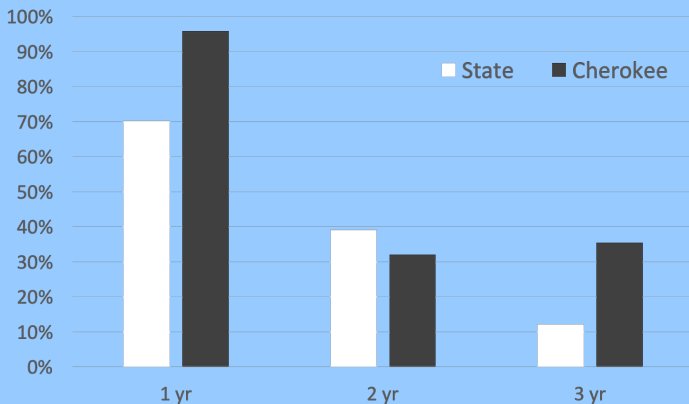
WERE TESTED FOR LEAD

OF ALL CHEROKEE COUNTY CHILDREN 0 TO 6 YEARS OLD ONLY

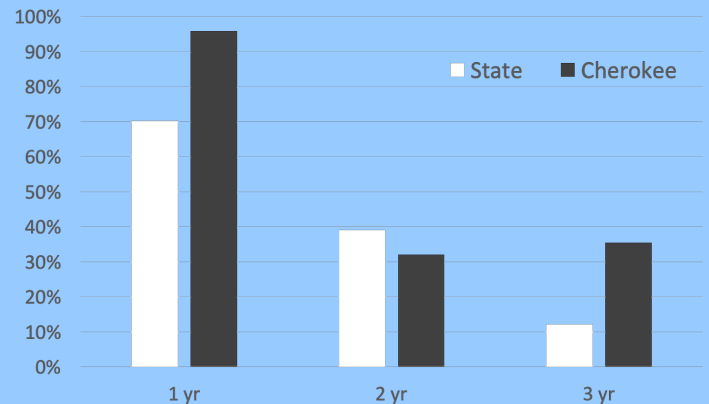
## 32.4%

WERE TESTED FOR LEAD

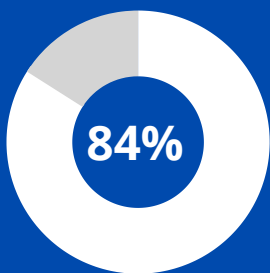
State vs County - Percent of Children Receiving a Blood Lead Test By Age



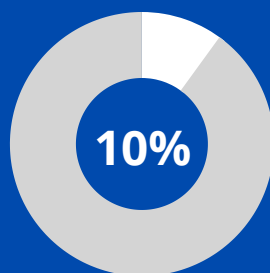
State vs County - Percent of Children Receiving a Blood Lead Test By Age



## RISK FACTORS

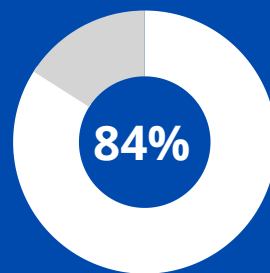


Pre-1979 Housing

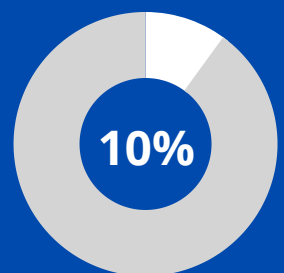


Population Below Poverty Level

## RISK FACTORS



Pre-1979 Housing



Population Below Poverty Level

\*Elevated Blood Lead Level is equal to or greater than 5 mcg/dL  
<https://www.cdc.gov/nceh/lead/data/blood-lead-reference-value.htm>  
 References:  
 Iowa Department of Public Health. (2018). Iowa Public Health Tracking Portal. Retrieved from <https://tracking.idph.iowa.gov/>  
 State Library of Iowa. (2018). American Community Survey: Poverty status in the past 12 months.  
 State Library of Iowa. (2018). American Community Survey: Year structure built.

\*Elevated Blood Lead Level is equal to or greater than 5 mcg/dL  
<https://www.cdc.gov/nceh/lead/data/blood-lead-reference-value.htm>  
 References:  
 Iowa Department of Public Health. (2018). Iowa Public Health Tracking Portal. Retrieved from <https://tracking.idph.iowa.gov/>  
 State Library of Iowa. (2018). American Community Survey: Poverty status in the past 12 months.  
 State Library of Iowa. (2018). American Community Survey: Year structure built.

890 children under 6 had a confirmed elevated blood lead level above 5 µg/dL in Iowa in 2018



That is enough to fill 12 school buses

Iowa Public Health Tracking Portal. (2018). Children Tested. Retrieved from <https://tracking.idph.iowa.gov/Health/Lead-Poisoning/Annual-Blood-Lead-Testing-Children-Under-6/Children-Tested>

890 children under 6 had a confirmed elevated blood lead level above 5 µg/dL in Iowa in 2018



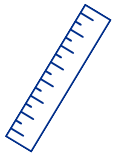
That is enough to fill 12 school buses

Iowa Public Health Tracking Portal. (2018). Children Tested. Retrieved from <https://tracking.idph.iowa.gov/Health/Lead-Poisoning/Annual-Blood-Lead-Testing-Children-Under-6/Children-Tested>

## HEALTH IMPACTS



Damage to brain & nervous system



Slowed growth & development



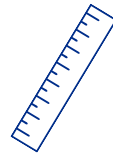
Hearing & speech problems



Learning & behavior problems



Damage to brain & nervous system



Slowed growth & development



Hearing & speech problems



Learning & behavior problems

# CHILDHOOD LEAD POISONING IS

100%

# PREVENTABLE

# CHILDHOOD LEAD POISONING IS

100%

# PREVENTABLE



# 2018 CHICKASAW COUNTY IOWA LEAD REPORT CARD

# 2018 CHICKASAW COUNTY IOWA LEAD REPORT CARD

OF ALL CHICKASAW COUNTY CHILDREN 0 TO 6 YEARS OLD ONLY

## 20.8%

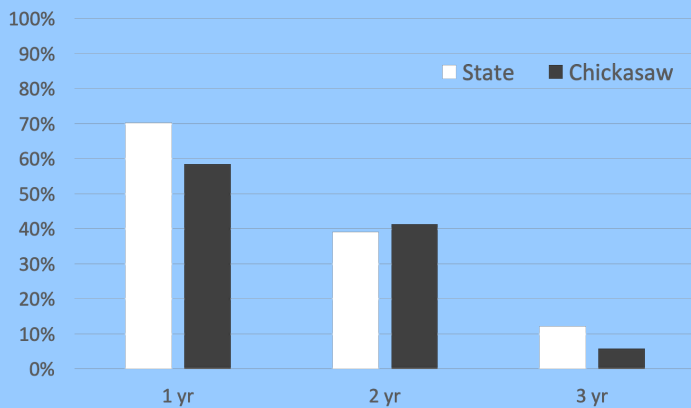
WERE TESTED FOR LEAD

OF ALL CHICKASAW COUNTY CHILDREN 0 TO 6 YEARS OLD ONLY

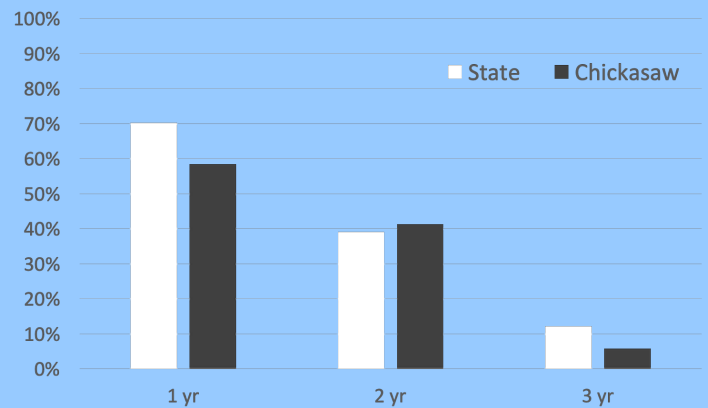
## 20.8%

WERE TESTED FOR LEAD

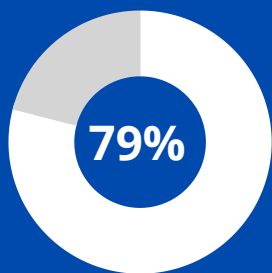
State vs County - Percent of Children Receiving a Blood Lead Test By Age



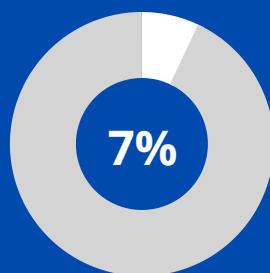
State vs County - Percent of Children Receiving a Blood Lead Test By Age



## RISK FACTORS

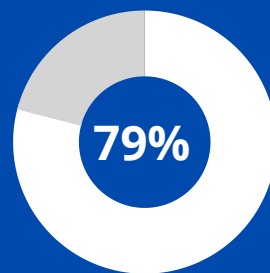


Pre-1979 Housing

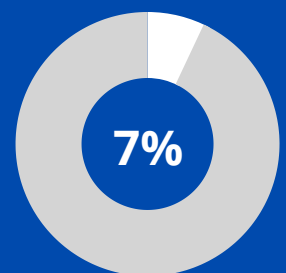


Population Below Poverty Level

## RISK FACTORS



Pre-1979 Housing



Population Below Poverty Level

\*Elevated Blood Lead Level is equal to or greater than 5 mcg/dL  
<https://www.cdc.gov/nceh/lead/data/blood-lead-reference-value.htm>  
 References:  
 Iowa Department of Public Health. (2018). Iowa Public Health Tracking Portal. Retrieved from <https://tracking.idph.iowa.gov/>  
 State Library of Iowa. (2018). American Community Survey: Poverty status in the past 12 months.  
 State Library of Iowa. (2018). American Community Survey: Year structure built.

\*Elevated Blood Lead Level is equal to or greater than 5 mcg/dL  
<https://www.cdc.gov/nceh/lead/data/blood-lead-reference-value.htm>  
 References:  
 Iowa Department of Public Health. (2018). Iowa Public Health Tracking Portal. Retrieved from <https://tracking.idph.iowa.gov/>  
 State Library of Iowa. (2018). American Community Survey: Poverty status in the past 12 months.  
 State Library of Iowa. (2018). American Community Survey: Year structure built.

890 children under 6 had a confirmed elevated blood lead level above 5 µg/dL in Iowa in 2018



That is enough to fill 12 school buses

Iowa Public Health Tracking Portal. (2018). Children Tested. Retrieved from <https://tracking.idph.iowa.gov/Health/Lead-Poisoning/Annual-Blood-Lead-Testing-Children-Under-6/Children-Tested>

890 children under 6 had a confirmed elevated blood lead level above 5 µg/dL in Iowa in 2018



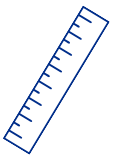
That is enough to fill 12 school buses

Iowa Public Health Tracking Portal. (2018). Children Tested. Retrieved from <https://tracking.idph.iowa.gov/Health/Lead-Poisoning/Annual-Blood-Lead-Testing-Children-Under-6/Children-Tested>

## HEALTH IMPACTS



Damage to brain & nervous system



Slowed growth & development



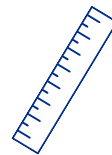
Hearing & speech problems



Learning & behavior problems



Damage to brain & nervous system



Slowed growth & development



Hearing & speech problems



Learning & behavior problems

# CHILDHOOD LEAD POISONING IS

100%

# PREVENTABLE

# CHILDHOOD LEAD POISONING IS

100%

# PREVENTABLE

# 2018 CLARKE COUNTY IOWA LEAD REPORT CARD

# 2018 CLARKE COUNTY IOWA LEAD REPORT CARD

OF ALL CLARKE COUNTY CHILDREN 0 TO 6 YEARS OLD ONLY

## 32.8%

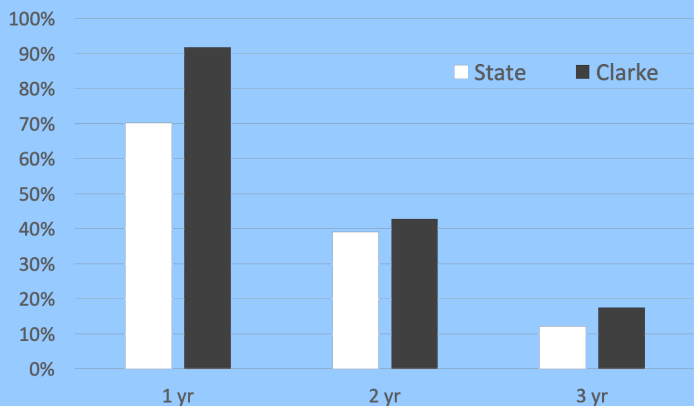
WERE TESTED FOR LEAD

OF ALL CLARKE COUNTY CHILDREN 0 TO 6 YEARS OLD ONLY

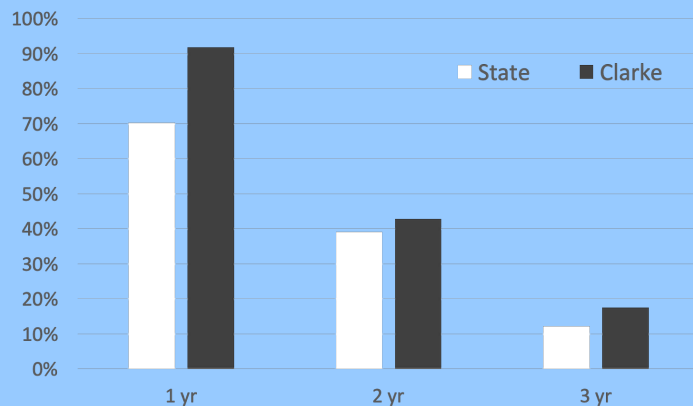
## 32.8%

WERE TESTED FOR LEAD

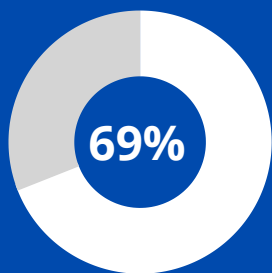
State vs County - Percent of Children Receiving a Blood Lead Test By Age



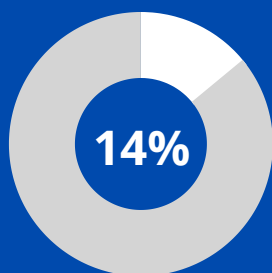
State vs County - Percent of Children Receiving a Blood Lead Test By Age



## RISK FACTORS

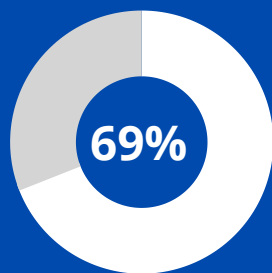


Pre-1979 Housing

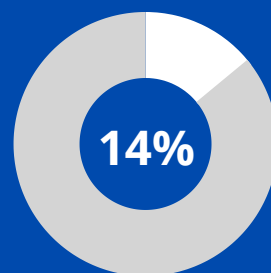


Population Below Poverty Level

## RISK FACTORS



Pre-1979 Housing



Population Below Poverty Level

\*Elevated Blood Lead Level is equal to or greater than 5 mcg/dL  
<https://www.cdc.gov/nceh/lead/data/blood-lead-reference-value.htm>  
 References:  
 Iowa Department of Public Health. (2018). Iowa Public Health Tracking Portal. Retrieved from <https://tracking.idph.iowa.gov/>  
 State Library of Iowa. (2018). American Community Survey: Poverty status in the past 12 months.  
 State Library of Iowa. (2018). American Community Survey: Year structure built.

\*Elevated Blood Lead Level is equal to or greater than 5 mcg/dL  
<https://www.cdc.gov/nceh/lead/data/blood-lead-reference-value.htm>  
 References:  
 Iowa Department of Public Health. (2018). Iowa Public Health Tracking Portal. Retrieved from <https://tracking.idph.iowa.gov/>  
 State Library of Iowa. (2018). American Community Survey: Poverty status in the past 12 months.  
 State Library of Iowa. (2018). American Community Survey: Year structure built.

890 children under 6 had a confirmed elevated blood lead level above 5 µg/dL in Iowa in 2018



That is enough to fill 12 school buses

Iowa Public Health Tracking Portal. (2018). Children Tested. Retrieved from <https://tracking.idph.iowa.gov/Health/Lead-Poisoning/Annual-Blood-Lead-Testing-Children-Under-6/Children-Tested>

890 children under 6 had a confirmed elevated blood lead level above 5 µg/dL in Iowa in 2018



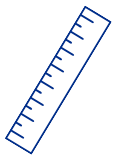
That is enough to fill 12 school buses

Iowa Public Health Tracking Portal. (2018). Children Tested. Retrieved from <https://tracking.idph.iowa.gov/Health/Lead-Poisoning/Annual-Blood-Lead-Testing-Children-Under-6/Children-Tested>

## HEALTH IMPACTS



Damage to brain & nervous system



Slowed growth & development



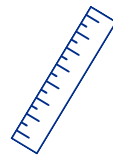
Hearing & speech problems



Learning & behavior problems



Damage to brain & nervous system



Slowed growth & development



Hearing & speech problems



Learning & behavior problems

# CHILDHOOD LEAD POISONING IS

100%

# PREVENTABLE

# CHILDHOOD LEAD POISONING IS

100%

# PREVENTABLE

# 2018 CLAY COUNTY IOWA LEAD REPORT CARD

# 2018 CLAY COUNTY IOWA LEAD REPORT CARD

OF ALL CLAY COUNTY CHILDREN 0 TO 6 YEARS OLD ONLY

## 17.6%

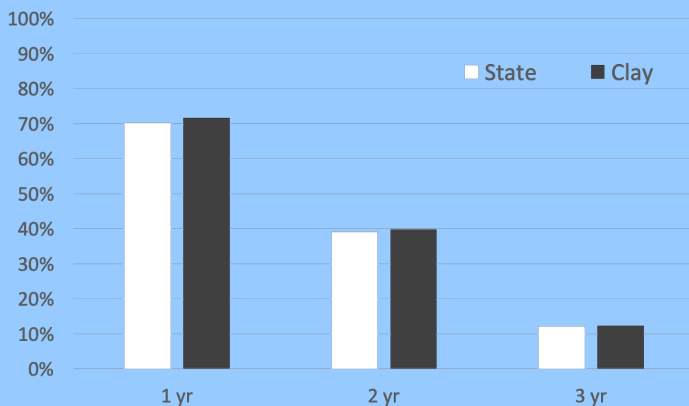
WERE TESTED FOR LEAD

OF ALL CLAY COUNTY CHILDREN 0 TO 6 YEARS OLD ONLY

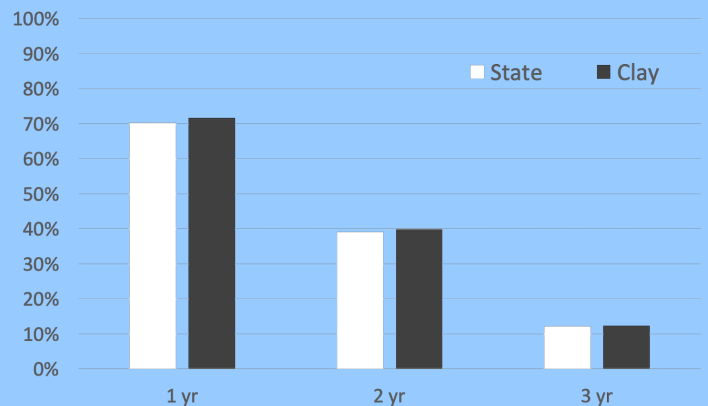
## 17.6%

WERE TESTED FOR LEAD

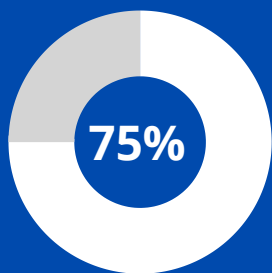
State vs County - Percent of Children Receiving a Blood Lead Test By Age



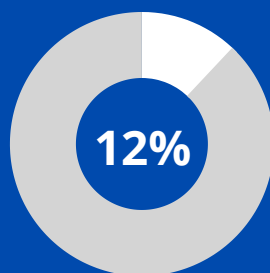
State vs County - Percent of Children Receiving a Blood Lead Test By Age



## RISK FACTORS

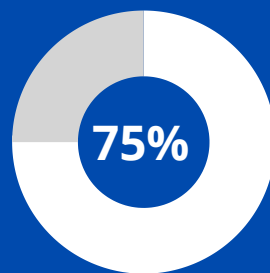


Pre-1979 Housing

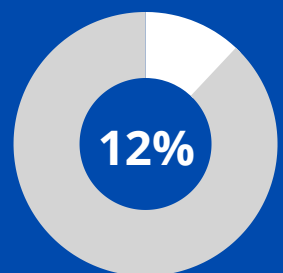


Population Below Poverty Level

## RISK FACTORS



Pre-1979 Housing



Population Below Poverty Level

\*Elevated Blood Lead Level is equal to or greater than 5 mcg/dL  
<https://www.cdc.gov/nceh/lead/data/blood-lead-reference-value.htm>  
 References:  
 Iowa Department of Public Health. (2018). Iowa Public Health Tracking Portal. Retrieved from <https://tracking.idph.iowa.gov/>  
 State Library of Iowa. (2018). American Community Survey: Poverty status in the past 12 months.  
 State Library of Iowa. (2018). American Community Survey: Year structure built.

\*Elevated Blood Lead Level is equal to or greater than 5 mcg/dL  
<https://www.cdc.gov/nceh/lead/data/blood-lead-reference-value.htm>  
 References:  
 Iowa Department of Public Health. (2018). Iowa Public Health Tracking Portal. Retrieved from <https://tracking.idph.iowa.gov/>  
 State Library of Iowa. (2018). American Community Survey: Poverty status in the past 12 months.  
 State Library of Iowa. (2018). American Community Survey: Year structure built.

890 children under 6 had a confirmed elevated blood lead level above 5 µg/dL in Iowa in 2018



That is enough to fill 12 school buses

Iowa Public Health Tracking Portal. (2018). Children Tested. Retrieved from <https://tracking.idph.iowa.gov/Health/Lead-Poisoning/Annual-Blood-Lead-Testing-Children-Under-6/Children-Tested>

890 children under 6 had a confirmed elevated blood lead level above 5 µg/dL in Iowa in 2018



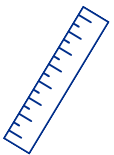
That is enough to fill 12 school buses

Iowa Public Health Tracking Portal. (2018). Children Tested. Retrieved from <https://tracking.idph.iowa.gov/Health/Lead-Poisoning/Annual-Blood-Lead-Testing-Children-Under-6/Children-Tested>

## HEALTH IMPACTS



Damage to brain & nervous system



Slowed growth & development



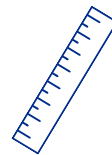
Hearing & speech problems



Learning & behavior problems



Damage to brain & nervous system



Slowed growth & development



Hearing & speech problems



Learning & behavior problems

# CHILDHOOD LEAD POISONING IS

100%

# PREVENTABLE

# CHILDHOOD LEAD POISONING IS

100%

# PREVENTABLE

# 2018 CLAYTON COUNTY IOWA LEAD REPORT CARD

# 2018 CLAYTON COUNTY IOWA LEAD REPORT CARD

OF ALL CLAYTON COUNTY CHILDREN 0 TO 6 YEARS OLD ONLY

## 41.3%

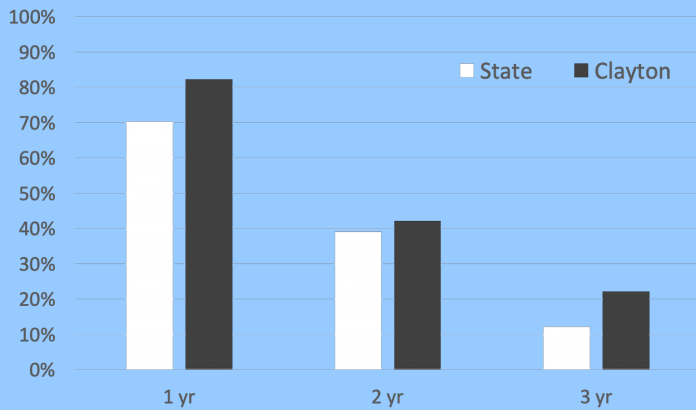
WERE TESTED FOR LEAD

OF ALL CLAYTON COUNTY CHILDREN 0 TO 6 YEARS OLD ONLY

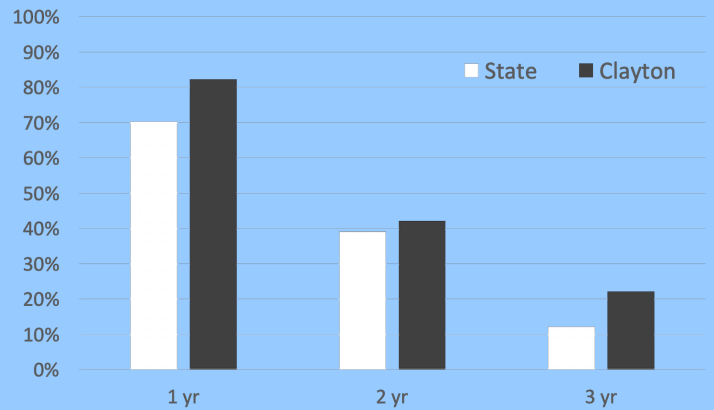
## 41.3%

WERE TESTED FOR LEAD

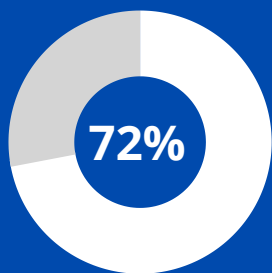
State vs County - Percent of Children Receiving a Blood Lead Test By Age



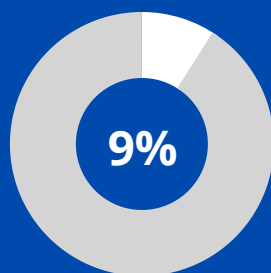
State vs County - Percent of Children Receiving a Blood Lead Test By Age



## RISK FACTORS

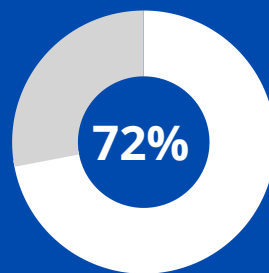


Pre-1979 Housing

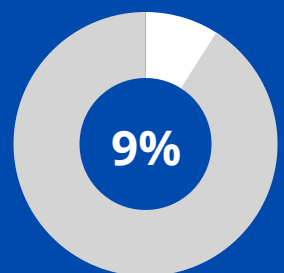


Population Below Poverty Level

## RISK FACTORS



Pre-1979 Housing



Population Below Poverty Level

\*Elevated Blood Lead Level is equal to or greater than 5 mcg/dL  
<https://www.cdc.gov/nceh/lead/data/blood-lead-reference-value.htm>  
 References:  
 Iowa Department of Public Health. (2018). Iowa Public Health Tracking Portal. Retrieved from <https://tracking.idph.iowa.gov/>  
 State Library of Iowa. (2018). American Community Survey: Poverty status in the past 12 months.  
 State Library of Iowa. (2018). American Community Survey: Year structure built.

\*Elevated Blood Lead Level is equal to or greater than 5 mcg/dL  
<https://www.cdc.gov/nceh/lead/data/blood-lead-reference-value.htm>  
 References:  
 Iowa Department of Public Health. (2018). Iowa Public Health Tracking Portal. Retrieved from <https://tracking.idph.iowa.gov/>  
 State Library of Iowa. (2018). American Community Survey: Poverty status in the past 12 months.  
 State Library of Iowa. (2018). American Community Survey: Year structure built.

890 children under 6 had a confirmed elevated blood lead level above 5 µg/dL in Iowa in 2018



That is enough to fill 12 school buses

Iowa Public Health Tracking Portal. (2018). Children Tested. Retrieved from <https://tracking.idph.iowa.gov/Health/Lead-Poisoning/Annual-Blood-Lead-Testing-Children-Under-6/Children-Tested>

890 children under 6 had a confirmed elevated blood lead level above 5 µg/dL in Iowa in 2018



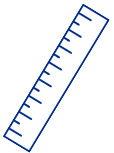
That is enough to fill 12 school buses

Iowa Public Health Tracking Portal. (2018). Children Tested. Retrieved from <https://tracking.idph.iowa.gov/Health/Lead-Poisoning/Annual-Blood-Lead-Testing-Children-Under-6/Children-Tested>

## HEALTH IMPACTS



Damage to brain & nervous system



Slowed growth & development



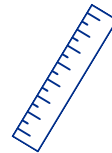
Hearing & speech problems



Learning & behavior problems



Damage to brain & nervous system



Slowed growth & development



Hearing & speech problems



Learning & behavior problems

# CHILDHOOD LEAD POISONING IS

100%

# PREVENTABLE

# CHILDHOOD LEAD POISONING IS

100%

# PREVENTABLE



# 2018 CLINTON COUNTY IOWA LEAD REPORT CARD

# 2018 CLINTON COUNTY IOWA LEAD REPORT CARD

OF ALL CLINTON COUNTY CHILDREN 0 TO 6 YEARS OLD ONLY

## 34.3%

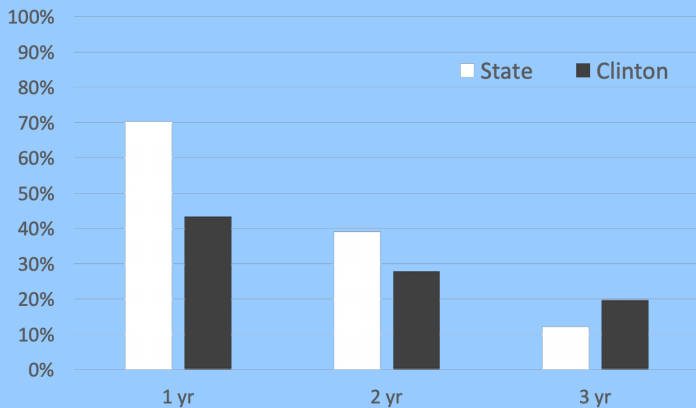
WERE TESTED FOR LEAD

OF ALL CLINTON COUNTY CHILDREN 0 TO 6 YEARS OLD ONLY

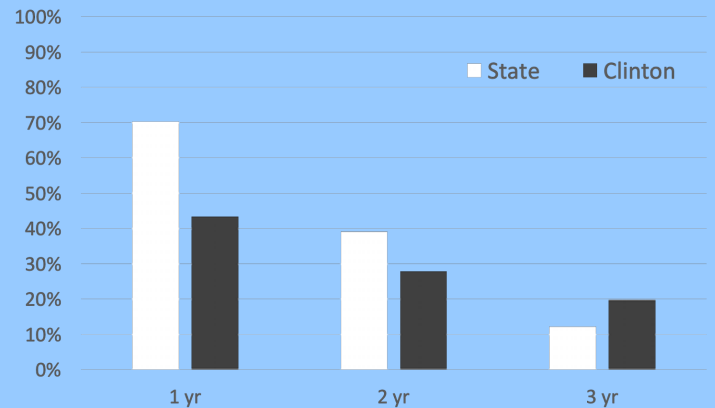
## 34.3%

WERE TESTED FOR LEAD

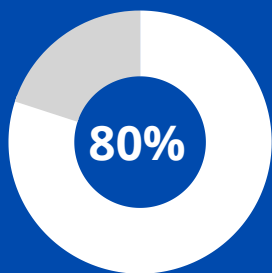
State vs County - Percent of Children Receiving a Blood Lead Test By Age



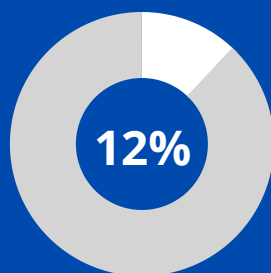
State vs County - Percent of Children Receiving a Blood Lead Test By Age



## RISK FACTORS

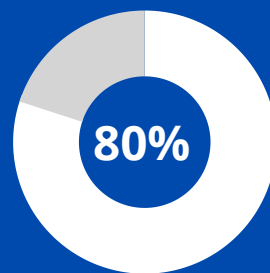


Pre-1979 Housing

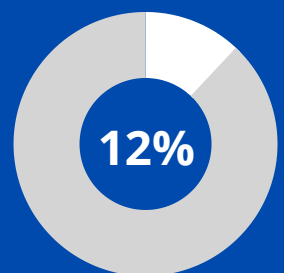


Population Below Poverty Level

## RISK FACTORS



Pre-1979 Housing



Population Below Poverty Level

\*Elevated Blood Lead Level is equal to or greater than 5 mcg/dL  
<https://www.cdc.gov/nceh/lead/data/blood-lead-reference-value.htm>  
 References:  
 Iowa Department of Public Health. (2018). Iowa Public Health Tracking Portal. Retrieved from <https://tracking.idph.iowa.gov/>  
 State Library of Iowa. (2018). American Community Survey: Poverty status in the past 12 months.  
 State Library of Iowa. (2018). American Community Survey: Year structure built.

\*Elevated Blood Lead Level is equal to or greater than 5 mcg/dL  
<https://www.cdc.gov/nceh/lead/data/blood-lead-reference-value.htm>  
 References:  
 Iowa Department of Public Health. (2018). Iowa Public Health Tracking Portal. Retrieved from <https://tracking.idph.iowa.gov/>  
 State Library of Iowa. (2018). American Community Survey: Poverty status in the past 12 months.  
 State Library of Iowa. (2018). American Community Survey: Year structure built.

890 children under 6 had a confirmed elevated blood lead level above 5 µg/dL in Iowa in 2018



That is enough to fill 12 school buses

Iowa Public Health Tracking Portal. (2018). Children Tested. Retrieved from <https://tracking.idph.iowa.gov/Health/Lead-Poisoning/Annual-Blood-Lead-Testing-Children-Under-6/Children-Tested>

890 children under 6 had a confirmed elevated blood lead level above 5 µg/dL in Iowa in 2018



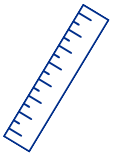
That is enough to fill 12 school buses

Iowa Public Health Tracking Portal. (2018). Children Tested. Retrieved from <https://tracking.idph.iowa.gov/Health/Lead-Poisoning/Annual-Blood-Lead-Testing-Children-Under-6/Children-Tested>

## HEALTH IMPACTS



Damage to brain & nervous system



Slowed growth & development



Hearing & speech problems



Learning & behavior problems



Damage to brain & nervous system



Slowed growth & development



Hearing & speech problems



Learning & behavior problems

# CHILDHOOD LEAD POISONING IS

100%

# PREVENTABLE

# CHILDHOOD LEAD POISONING IS

100%

# PREVENTABLE

# 2018 CRAWFORD COUNTY IOWA LEAD REPORT CARD

# 2018 CRAWFORD COUNTY IOWA LEAD REPORT CARD

OF ALL CRAWFORD COUNTY CHILDREN 0 TO 6 YEARS OLD ONLY

## 16.5%

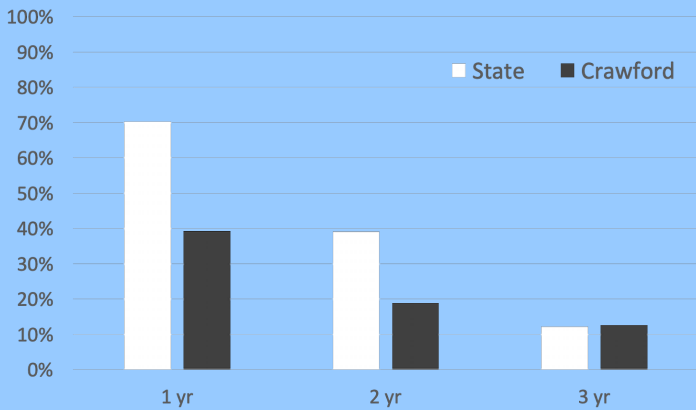
WERE TESTED FOR LEAD

OF ALL CRAWFORD COUNTY CHILDREN 0 TO 6 YEARS OLD ONLY

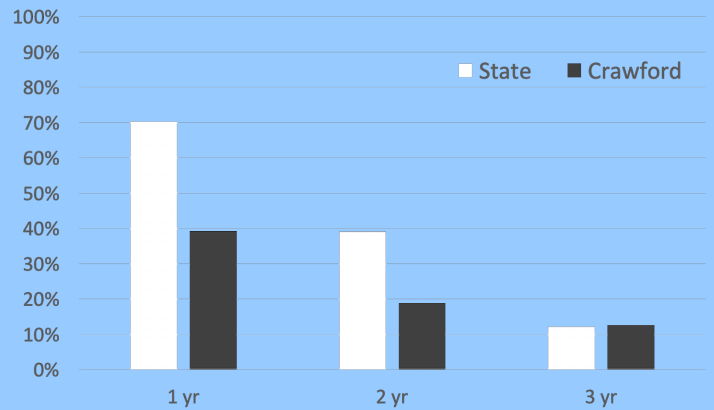
## 16.5%

WERE TESTED FOR LEAD

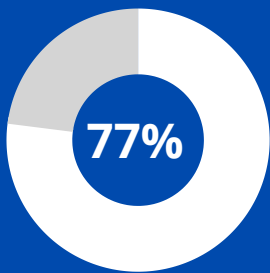
State vs County - Percent of Children Receiving a Blood Lead Test By Age



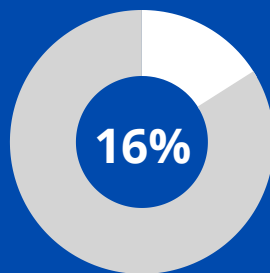
State vs County - Percent of Children Receiving a Blood Lead Test By Age



## RISK FACTORS

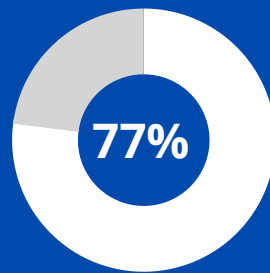


Pre-1979 Housing

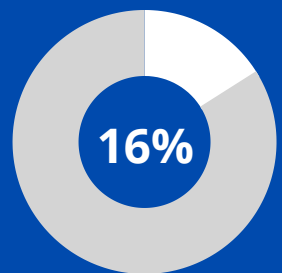


Population Below Poverty Level

## RISK FACTORS



Pre-1979 Housing



Population Below Poverty Level

\*Elevated Blood Lead Level is equal to or greater than 5 mcg/dL  
<https://www.cdc.gov/nceh/lead/data/blood-lead-reference-value.htm>  
 References:  
 Iowa Department of Public Health. (2018). Iowa Public Health Tracking Portal. Retrieved from <https://tracking.idph.iowa.gov/>  
 State Library of Iowa. (2018). American Community Survey: Poverty status in the past 12 months.  
 State Library of Iowa. (2018). American Community Survey: Year structure built.

\*Elevated Blood Lead Level is equal to or greater than 5 mcg/dL  
<https://www.cdc.gov/nceh/lead/data/blood-lead-reference-value.htm>  
 References:  
 Iowa Department of Public Health. (2018). Iowa Public Health Tracking Portal. Retrieved from <https://tracking.idph.iowa.gov/>  
 State Library of Iowa. (2018). American Community Survey: Poverty status in the past 12 months.  
 State Library of Iowa. (2018). American Community Survey: Year structure built.

890 children under 6 had a confirmed elevated blood lead level above 5 µg/dL in Iowa in 2018



That is enough to fill 12 school buses

Iowa Public Health Tracking Portal. (2018). Children Tested. Retrieved from <https://tracking.idph.iowa.gov/Health/Lead-Poisoning/Annual-Blood-Lead-Testing-Children-Under-6/Children-Tested>

890 children under 6 had a confirmed elevated blood lead level above 5 µg/dL in Iowa in 2018



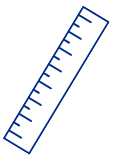
That is enough to fill 12 school buses

Iowa Public Health Tracking Portal. (2018). Children Tested. Retrieved from <https://tracking.idph.iowa.gov/Health/Lead-Poisoning/Annual-Blood-Lead-Testing-Children-Under-6/Children-Tested>

## HEALTH IMPACTS



Damage to brain & nervous system



Slowed growth & development



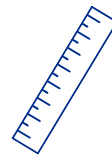
Hearing & speech problems



Learning & behavior problems



Damage to brain & nervous system



Slowed growth & development



Hearing & speech problems



Learning & behavior problems

# CHILDHOOD LEAD POISONING IS

100%

# PREVENTABLE

# CHILDHOOD LEAD POISONING IS

100%

# PREVENTABLE

# 2018 DALLAS COUNTY IOWA LEAD REPORT CARD

# 2018 DALLAS COUNTY IOWA LEAD REPORT CARD

OF ALL DALLAS COUNTY CHILDREN  
0 TO 6 YEARS OLD ONLY

## 23.3%

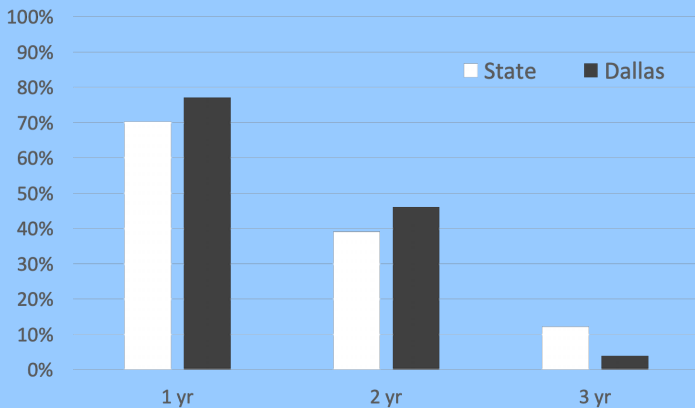
WERE TESTED FOR LEAD

OF ALL DALLAS COUNTY CHILDREN  
0 TO 6 YEARS OLD ONLY

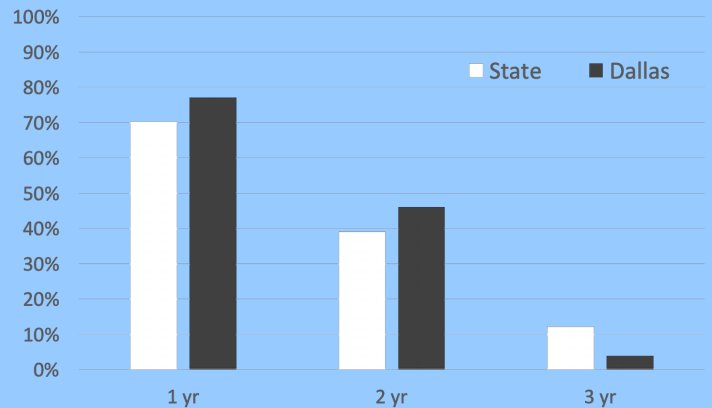
## 23.3%

WERE TESTED FOR LEAD

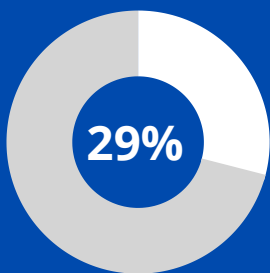
State vs County - Percent of Children Receiving a Blood Lead Test By Age



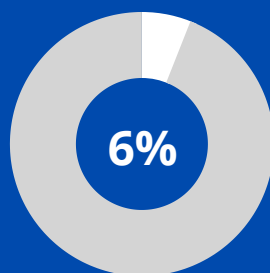
State vs County - Percent of Children Receiving a Blood Lead Test By Age



## RISK FACTORS

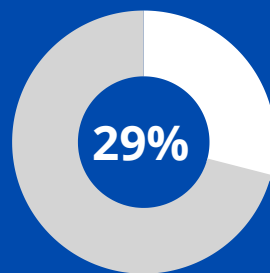


Pre-1979 Housing

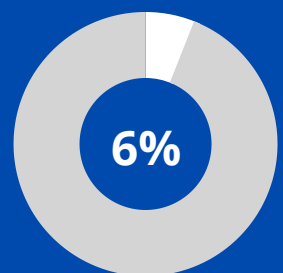


Population Below Poverty Level

## RISK FACTORS



Pre-1979 Housing



Population Below Poverty Level

\*Elevated Blood Lead Level is equal to or greater than 5 mcg/dL  
<https://www.cdc.gov/nceh/lead/data/blood-lead-reference-value.htm>  
 References:  
 Iowa Department of Public Health. (2018). Iowa Public Health Tracking Portal. Retrieved from <https://tracking.idph.iowa.gov/>  
 State Library of Iowa. (2018). American Community Survey: Poverty status in the past 12 months.  
 State Library of Iowa. (2018). American Community Survey: Year structure built.

\*Elevated Blood Lead Level is equal to or greater than 5 mcg/dL  
<https://www.cdc.gov/nceh/lead/data/blood-lead-reference-value.htm>  
 References:  
 Iowa Department of Public Health. (2018). Iowa Public Health Tracking Portal. Retrieved from <https://tracking.idph.iowa.gov/>  
 State Library of Iowa. (2018). American Community Survey: Poverty status in the past 12 months.  
 State Library of Iowa. (2018). American Community Survey: Year structure built.

890 children under 6 had a confirmed elevated blood lead level above 5 µg/dL in Iowa in 2018



That is enough to fill 12 school buses

Iowa Public Health Tracking Portal. (2018). Children Tested. Retrieved from <https://tracking.idph.iowa.gov/Health/Lead-Poisoning/Annual-Blood-Lead-Testing-Children-Under-6/Children-Tested>

890 children under 6 had a confirmed elevated blood lead level above 5 µg/dL in Iowa in 2018



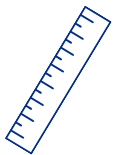
That is enough to fill 12 school buses

Iowa Public Health Tracking Portal. (2018). Children Tested. Retrieved from <https://tracking.idph.iowa.gov/Health/Lead-Poisoning/Annual-Blood-Lead-Testing-Children-Under-6/Children-Tested>

## HEALTH IMPACTS



Damage to brain & nervous system



Slowed growth & development



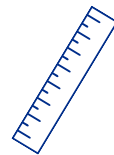
Hearing & speech problems



Learning & behavior problems



Damage to brain & nervous system



Slowed growth & development



Hearing & speech problems



Learning & behavior problems

# CHILDHOOD LEAD POISONING IS

100%

# PREVENTABLE

# CHILDHOOD LEAD POISONING IS

100%

# PREVENTABLE

# 2018 DAVIS COUNTY IOWA LEAD REPORT CARD

# 2018 DAVIS COUNTY IOWA LEAD REPORT CARD

OF ALL DAVIS COUNTY CHILDREN  
0 TO 6 YEARS OLD ONLY

# 17.5%

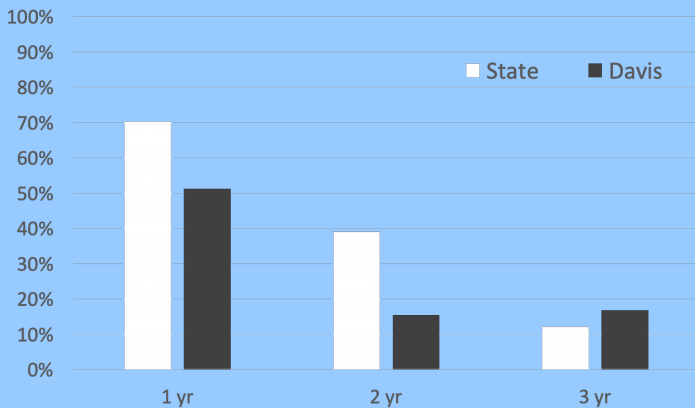
WERE TESTED FOR LEAD

OF ALL DAVIS COUNTY CHILDREN  
0 TO 6 YEARS OLD ONLY

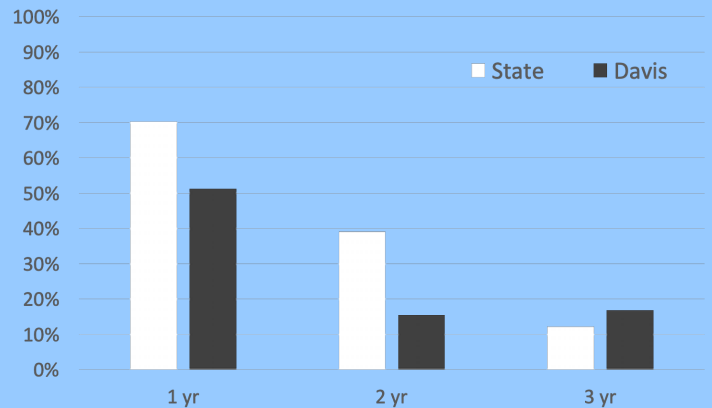
# 17.5%

WERE TESTED FOR LEAD

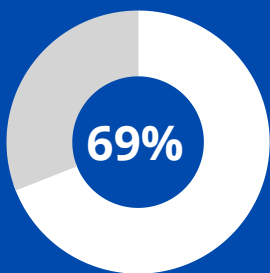
State vs County - Percent of Children Receiving a Blood Lead Test By Age



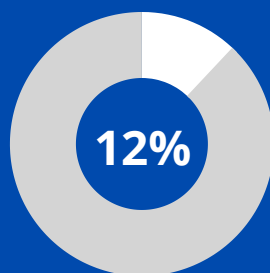
State vs County - Percent of Children Receiving a Blood Lead Test By Age



## RISK FACTORS

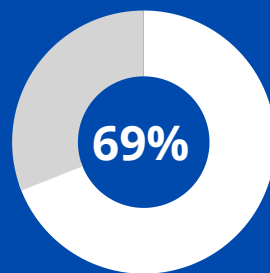


Pre-1979 Housing

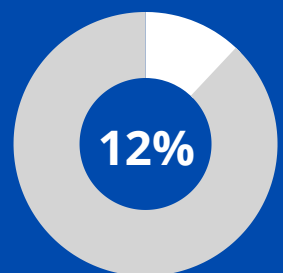


Population Below Poverty Level

## RISK FACTORS



Pre-1979 Housing



Population Below Poverty Level

\*Elevated Blood Lead Level is equal to or greater than 5 mcg/dL  
<https://www.cdc.gov/nceh/lead/data/blood-lead-reference-value.htm>  
 References:  
 Iowa Department of Public Health. (2018). Iowa Public Health Tracking Portal. Retrieved from <https://tracking.idph.iowa.gov/>  
 State Library of Iowa. (2018). American Community Survey: Poverty status in the past 12 months.  
 State Library of Iowa. (2018). American Community Survey: Year structure built.

\*Elevated Blood Lead Level is equal to or greater than 5 mcg/dL  
<https://www.cdc.gov/nceh/lead/data/blood-lead-reference-value.htm>  
 References:  
 Iowa Department of Public Health. (2018). Iowa Public Health Tracking Portal. Retrieved from <https://tracking.idph.iowa.gov/>  
 State Library of Iowa. (2018). American Community Survey: Poverty status in the past 12 months.  
 State Library of Iowa. (2018). American Community Survey: Year structure built.

890 children under 6 had a confirmed elevated blood lead level above 5 µg/dL in Iowa in 2018



That is enough to fill 12 school buses

Iowa Public Health Tracking Portal. (2018). Children Tested. Retrieved from <https://tracking.idph.iowa.gov/Health/Lead-Poisoning/Annual-Blood-Lead-Testing-Children-Under-6/Children-Tested>

890 children under 6 had a confirmed elevated blood lead level above 5 µg/dL in Iowa in 2018



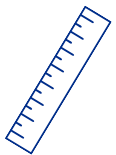
That is enough to fill 12 school buses

Iowa Public Health Tracking Portal. (2018). Children Tested. Retrieved from <https://tracking.idph.iowa.gov/Health/Lead-Poisoning/Annual-Blood-Lead-Testing-Children-Under-6/Children-Tested>

## HEALTH IMPACTS



Damage to brain & nervous system



Slowed growth & development



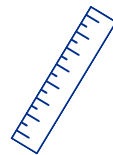
Hearing & speech problems



Learning & behavior problems



Damage to brain & nervous system



Slowed growth & development



Hearing & speech problems



Learning & behavior problems

# CHILDHOOD LEAD POISONING IS

100%

# PREVENTABLE

# CHILDHOOD LEAD POISONING IS

100%

# PREVENTABLE



# 2018 DECATUR COUNTY IOWA LEAD REPORT CARD

# 2018 DECATUR COUNTY IOWA LEAD REPORT CARD

OF ALL DECATUR COUNTY CHILDREN 0 TO 6 YEARS OLD ONLY

## 17.5%

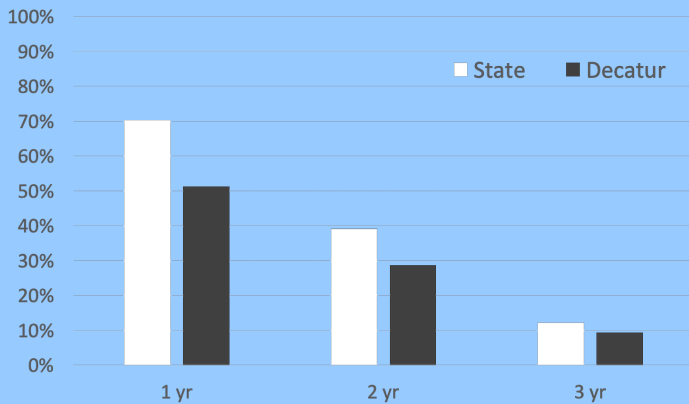
WERE TESTED FOR LEAD

OF ALL DECATUR COUNTY CHILDREN 0 TO 6 YEARS OLD ONLY

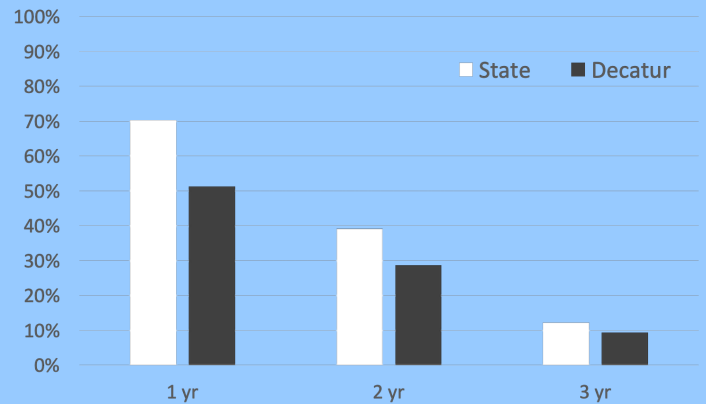
## 17.5%

WERE TESTED FOR LEAD

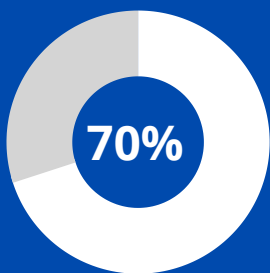
State vs County - Percent of Children Receiving a Blood Lead Test By Age



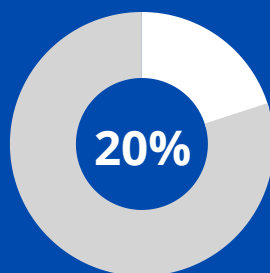
State vs County - Percent of Children Receiving a Blood Lead Test By Age



## RISK FACTORS

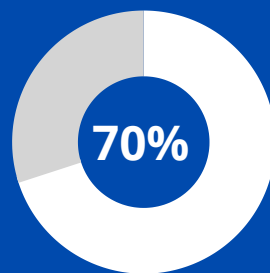


Pre-1979 Housing

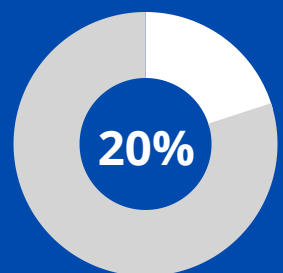


Population Below Poverty Level

## RISK FACTORS



Pre-1979 Housing



Population Below Poverty Level

\*Elevated Blood Lead Level is equal to or greater than 5 mcg/dL  
<https://www.cdc.gov/nceh/lead/data/blood-lead-reference-value.htm>  
 References:  
 Iowa Department of Public Health. (2018). Iowa Public Health Tracking Portal. Retrieved from <https://tracking.idph.iowa.gov/>  
 State Library of Iowa. (2018). American Community Survey: Poverty status in the past 12 months.  
 State Library of Iowa. (2018). American Community Survey: Year structure built.

\*Elevated Blood Lead Level is equal to or greater than 5 mcg/dL  
<https://www.cdc.gov/nceh/lead/data/blood-lead-reference-value.htm>  
 References:  
 Iowa Department of Public Health. (2018). Iowa Public Health Tracking Portal. Retrieved from <https://tracking.idph.iowa.gov/>  
 State Library of Iowa. (2018). American Community Survey: Poverty status in the past 12 months.  
 State Library of Iowa. (2018). American Community Survey: Year structure built.

890 children under 6 had a confirmed elevated blood lead level above 5 µg/dL in Iowa in 2018



That is enough to fill 12 school buses

Iowa Public Health Tracking Portal. (2018). Children Tested. Retrieved from <https://tracking.idph.iowa.gov/Health/Lead-Poisoning/Annual-Blood-Lead-Testing-Children-Under-6/Children-Tested>

890 children under 6 had a confirmed elevated blood lead level above 5 µg/dL in Iowa in 2018



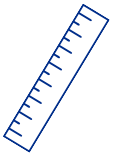
That is enough to fill 12 school buses

Iowa Public Health Tracking Portal. (2018). Children Tested. Retrieved from <https://tracking.idph.iowa.gov/Health/Lead-Poisoning/Annual-Blood-Lead-Testing-Children-Under-6/Children-Tested>

## HEALTH IMPACTS



Damage to brain & nervous system



Slowed growth & development



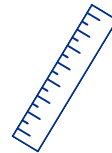
Hearing & speech problems



Learning & behavior problems



Damage to brain & nervous system



Slowed growth & development



Hearing & speech problems



Learning & behavior problems

# CHILDHOOD LEAD POISONING IS

100%

# PREVENTABLE

# CHILDHOOD LEAD POISONING IS

100%

# PREVENTABLE

# 2018 DELAWARE COUNTY IOWA LEAD REPORT CARD

# 2018 DELAWARE COUNTY IOWA LEAD REPORT CARD

OF ALL DELAWARE COUNTY CHILDREN 0 TO 6 YEARS OLD ONLY

## 27.7%

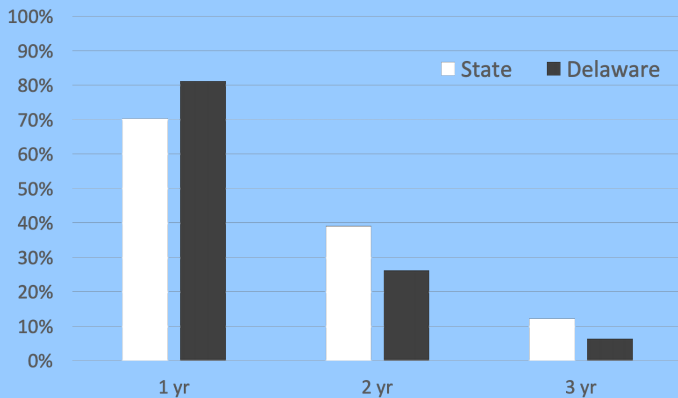
WERE TESTED FOR LEAD

OF ALL DELAWARE COUNTY CHILDREN 0 TO 6 YEARS OLD ONLY

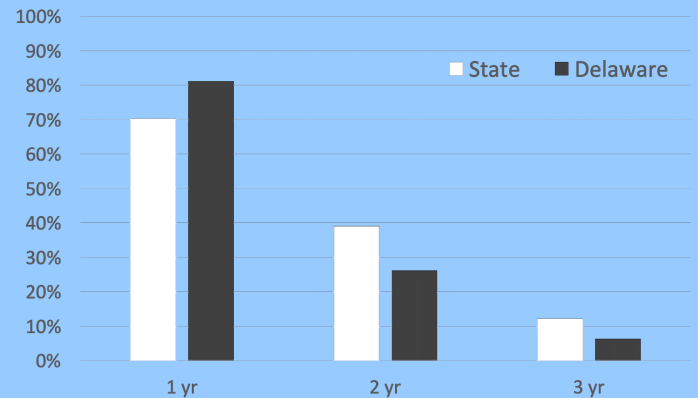
## 27.7%

WERE TESTED FOR LEAD

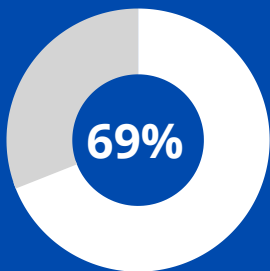
State vs County - Percent of Children Receiving a Blood Lead Test By Age



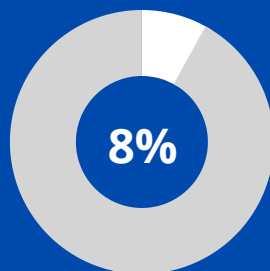
State vs County - Percent of Children Receiving a Blood Lead Test By Age



## RISK FACTORS

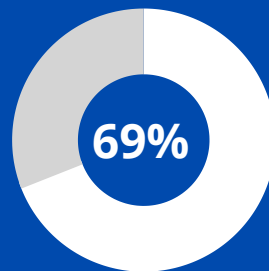


Pre-1979 Housing

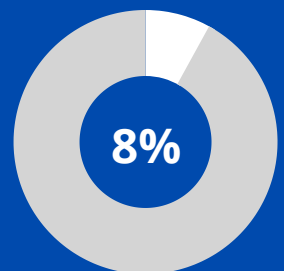


Population Below Poverty Level

## RISK FACTORS



Pre-1979 Housing



Population Below Poverty Level

\*Elevated Blood Lead Level is equal to or greater than 5 mcg/dL  
<https://www.cdc.gov/nceh/lead/data/blood-lead-reference-value.htm>  
 References:  
 Iowa Department of Public Health. (2018). Iowa Public Health Tracking Portal. Retrieved from <https://tracking.idph.iowa.gov/>  
 State Library of Iowa. (2018). American Community Survey: Poverty status in the past 12 months.  
 State Library of Iowa. (2018). American Community Survey: Year structure built.

\*Elevated Blood Lead Level is equal to or greater than 5 mcg/dL  
<https://www.cdc.gov/nceh/lead/data/blood-lead-reference-value.htm>  
 References:  
 Iowa Department of Public Health. (2018). Iowa Public Health Tracking Portal. Retrieved from <https://tracking.idph.iowa.gov/>  
 State Library of Iowa. (2018). American Community Survey: Poverty status in the past 12 months.  
 State Library of Iowa. (2018). American Community Survey: Year structure built.

890 children under 6 had a confirmed elevated blood lead level above 5 µg/dL in Iowa in 2018



That is enough to fill 12 school buses

Iowa Public Health Tracking Portal. (2018). Children Tested. Retrieved from <https://tracking.idph.iowa.gov/Health/Lead-Poisoning/Annual-Blood-Lead-Testing-Children-Under-6/Children-Tested>

890 children under 6 had a confirmed elevated blood lead level above 5 µg/dL in Iowa in 2018



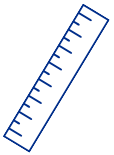
That is enough to fill 12 school buses

Iowa Public Health Tracking Portal. (2018). Children Tested. Retrieved from <https://tracking.idph.iowa.gov/Health/Lead-Poisoning/Annual-Blood-Lead-Testing-Children-Under-6/Children-Tested>

## HEALTH IMPACTS



Damage to brain & nervous system



Slowed growth & development



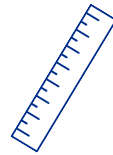
Hearing & speech problems



Learning & behavior problems



Damage to brain & nervous system



Slowed growth & development



Hearing & speech problems



Learning & behavior problems

# CHILDHOOD LEAD POISONING IS

100%

# PREVENTABLE

# CHILDHOOD LEAD POISONING IS

100%

# PREVENTABLE

# 2018 DES MOINES COUNTY IOWA LEAD REPORT CARD

# 2018 DES MOINES COUNTY IOWA LEAD REPORT CARD

OF ALL DES MOINES COUNTY CHILDREN 0 TO 6 YEARS OLD ONLY

## 28.7%

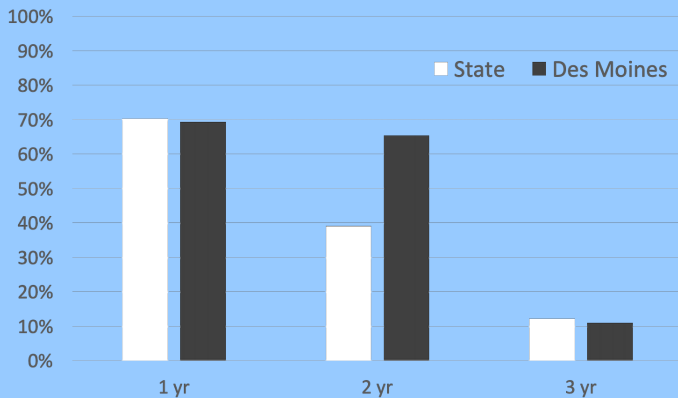
WERE TESTED FOR LEAD

OF ALL DES MOINES COUNTY CHILDREN 0 TO 6 YEARS OLD ONLY

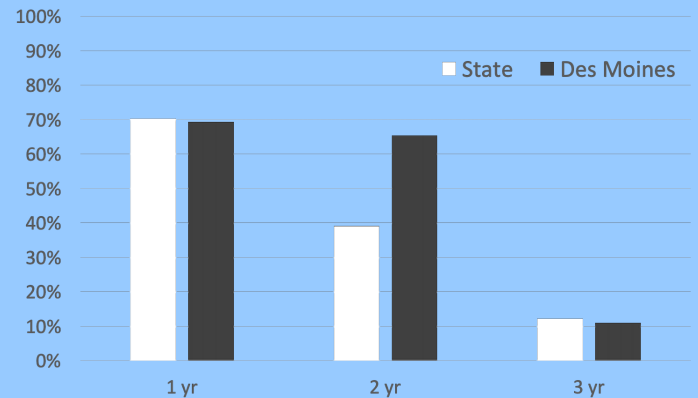
## 28.7%

WERE TESTED FOR LEAD

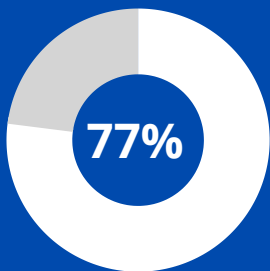
State vs County - Percent of Children Receiving a Blood Lead Test By Age



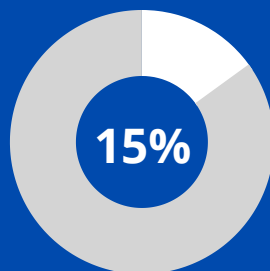
State vs County - Percent of Children Receiving a Blood Lead Test By Age



## RISK FACTORS

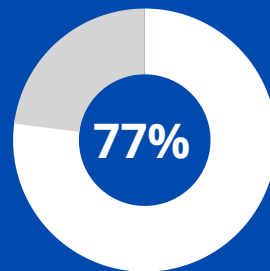


Pre-1979 Housing

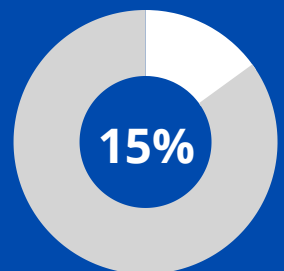


Population Below Poverty Level

## RISK FACTORS



Pre-1979 Housing



Population Below Poverty Level

\*Elevated Blood Lead Level is equal to or greater than 5 mcg/dL  
<https://www.cdc.gov/nceh/lead/data/blood-lead-reference-value.htm>  
 References:  
 Iowa Department of Public Health. (2018). Iowa Public Health Tracking Portal. Retrieved from <https://tracking.idph.iowa.gov/>  
 State Library of Iowa. (2018). American Community Survey: Poverty status in the past 12 months.  
 State Library of Iowa. (2018). American Community Survey: Year structure built.

\*Elevated Blood Lead Level is equal to or greater than 5 mcg/dL  
<https://www.cdc.gov/nceh/lead/data/blood-lead-reference-value.htm>  
 References:  
 Iowa Department of Public Health. (2018). Iowa Public Health Tracking Portal. Retrieved from <https://tracking.idph.iowa.gov/>  
 State Library of Iowa. (2018). American Community Survey: Poverty status in the past 12 months.  
 State Library of Iowa. (2018). American Community Survey: Year structure built.

890 children under 6 had a confirmed elevated blood lead level above 5 µg/dL in Iowa in 2018



That is enough to fill 12 school buses

Iowa Public Health Tracking Portal. (2018). Children Tested. Retrieved from <https://tracking.idph.iowa.gov/Health/Lead-Poisoning/Annual-Blood-Lead-Testing-Children-Under-6/Children-Tested>

890 children under 6 had a confirmed elevated blood lead level above 5 µg/dL in Iowa in 2018



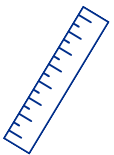
That is enough to fill 12 school buses

Iowa Public Health Tracking Portal. (2018). Children Tested. Retrieved from <https://tracking.idph.iowa.gov/Health/Lead-Poisoning/Annual-Blood-Lead-Testing-Children-Under-6/Children-Tested>

## HEALTH IMPACTS



Damage to brain & nervous system



Slowed growth & development



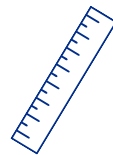
Hearing & speech problems



Learning & behavior problems



Damage to brain & nervous system



Slowed growth & development



Hearing & speech problems



Learning & behavior problems

# CHILDHOOD LEAD POISONING IS

100%

# PREVENTABLE

# CHILDHOOD LEAD POISONING IS

100%

# PREVENTABLE

# 2018 DICKINSON COUNTY IOWA LEAD REPORT CARD

# 2018 DICKINSON COUNTY IOWA LEAD REPORT CARD

OF ALL DICKINSON COUNTY CHILDREN 0 TO 6 YEARS OLD ONLY

## 24.1%

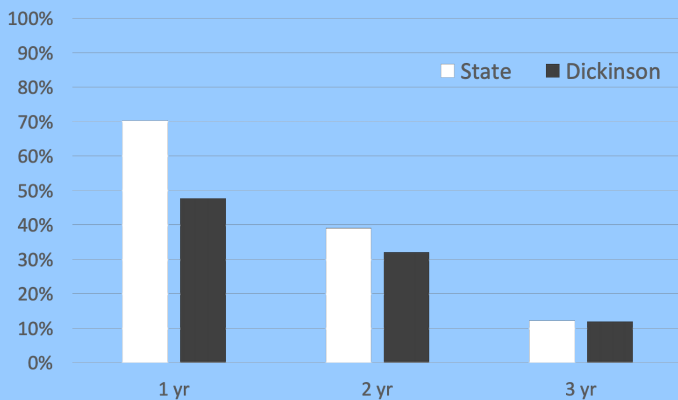
WERE TESTED FOR LEAD

OF ALL DICKINSON COUNTY CHILDREN 0 TO 6 YEARS OLD ONLY

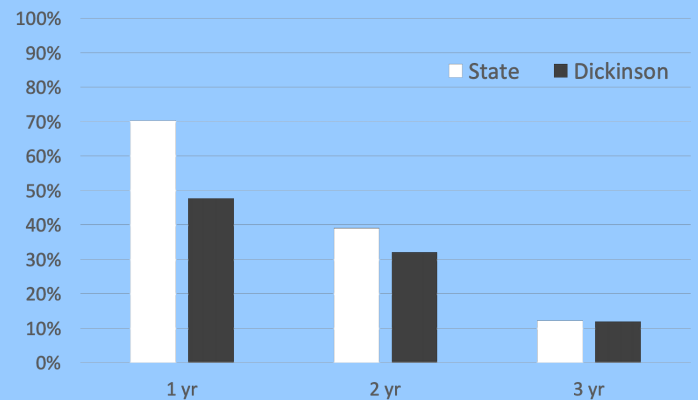
## 24.1%

WERE TESTED FOR LEAD

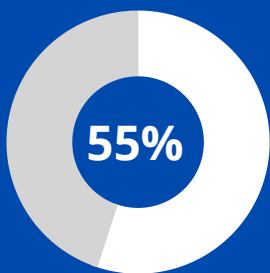
State vs County - Percent of Children Receiving a Blood Lead Test By Age



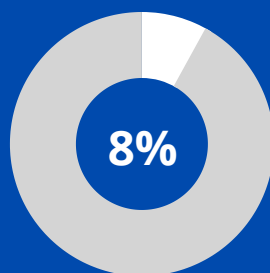
State vs County - Percent of Children Receiving a Blood Lead Test By Age



## RISK FACTORS

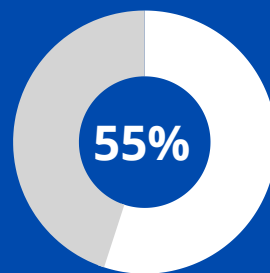


Pre-1979 Housing

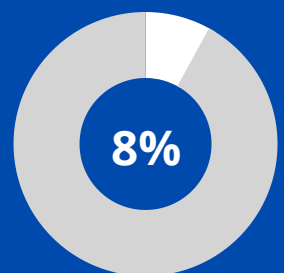


Population Below Poverty Level

## RISK FACTORS



Pre-1979 Housing



Population Below Poverty Level

\*Elevated Blood Lead Level is equal to or greater than 5 mcg/dL  
<https://www.cdc.gov/nceh/lead/data/blood-lead-reference-value.htm>  
 References:  
 Iowa Department of Public Health. (2018). Iowa Public Health Tracking Portal. Retrieved from <https://tracking.idph.iowa.gov/>  
 State Library of Iowa. (2018). American Community Survey: Poverty status in the past 12 months.  
 State Library of Iowa. (2018). American Community Survey: Year structure built.

\*Elevated Blood Lead Level is equal to or greater than 5 mcg/dL  
<https://www.cdc.gov/nceh/lead/data/blood-lead-reference-value.htm>  
 References:  
 Iowa Department of Public Health. (2018). Iowa Public Health Tracking Portal. Retrieved from <https://tracking.idph.iowa.gov/>  
 State Library of Iowa. (2018). American Community Survey: Poverty status in the past 12 months.  
 State Library of Iowa. (2018). American Community Survey: Year structure built.

890 children under 6 had a confirmed elevated blood lead level above 5 µg/dL in Iowa in 2018



That is enough to fill 12 school buses

Iowa Public Health Tracking Portal. (2018). Children Tested. Retrieved from <https://tracking.idph.iowa.gov/Health/Lead-Poisoning/Annual-Blood-Lead-Testing-Children-Under-6/Children-Tested>

890 children under 6 had a confirmed elevated blood lead level above 5 µg/dL in Iowa in 2018



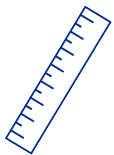
That is enough to fill 12 school buses

Iowa Public Health Tracking Portal. (2018). Children Tested. Retrieved from <https://tracking.idph.iowa.gov/Health/Lead-Poisoning/Annual-Blood-Lead-Testing-Children-Under-6/Children-Tested>

## HEALTH IMPACTS



Damage to brain & nervous system



Slowed growth & development



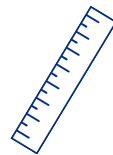
Hearing & speech problems



Learning & behavior problems



Damage to brain & nervous system



Slowed growth & development



Hearing & speech problems



Learning & behavior problems

# CHILDHOOD LEAD POISONING IS

100%

# PREVENTABLE

# CHILDHOOD LEAD POISONING IS

100%

# PREVENTABLE



# 2018 DUBUQUE COUNTY IOWA LEAD REPORT CARD

# 2018 DUBUQUE COUNTY IOWA LEAD REPORT CARD

OF ALL DUBUQUE COUNTY CHILDREN 0 TO 6 YEARS OLD ONLY

## 25.9%

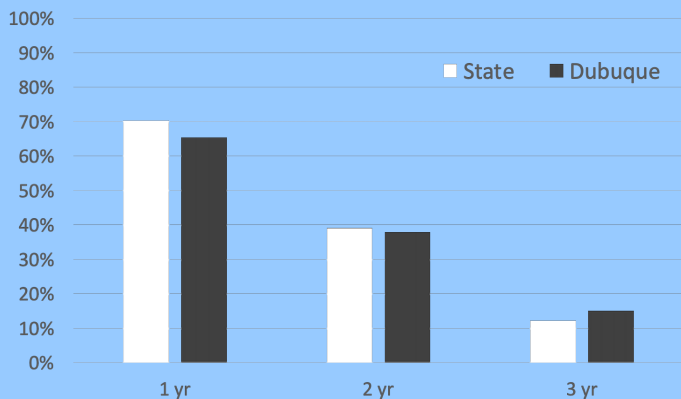
WERE TESTED FOR LEAD

OF ALL DUBUQUE COUNTY CHILDREN 0 TO 6 YEARS OLD ONLY

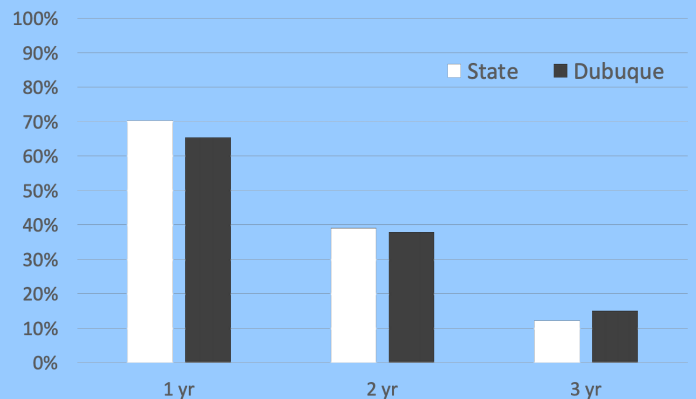
## 25.9%

WERE TESTED FOR LEAD

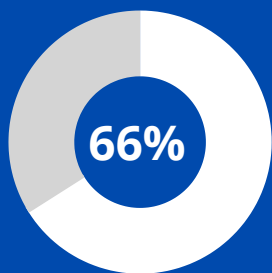
State vs County - Percent of Children Receiving a Blood Lead Test By Age



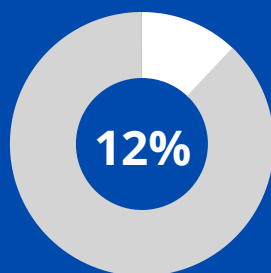
State vs County - Percent of Children Receiving a Blood Lead Test By Age



## RISK FACTORS

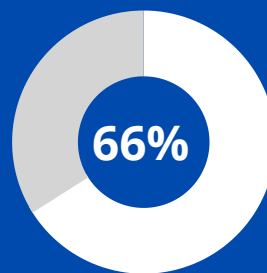


Pre-1979 Housing

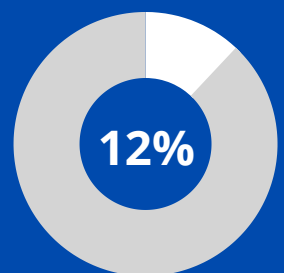


Population Below Poverty Level

## RISK FACTORS



Pre-1979 Housing



Population Below Poverty Level

\*Elevated Blood Lead Level is equal to or greater than 5 mcg/dL  
<https://www.cdc.gov/nceh/lead/data/blood-lead-reference-value.htm>  
 References:  
 Iowa Department of Public Health. (2018). Iowa Public Health Tracking Portal. Retrieved from <https://tracking.idph.iowa.gov/>  
 State Library of Iowa. (2018). American Community Survey: Poverty status in the past 12 months.  
 State Library of Iowa. (2018). American Community Survey: Year structure built.

\*Elevated Blood Lead Level is equal to or greater than 5 mcg/dL  
<https://www.cdc.gov/nceh/lead/data/blood-lead-reference-value.htm>  
 References:  
 Iowa Department of Public Health. (2018). Iowa Public Health Tracking Portal. Retrieved from <https://tracking.idph.iowa.gov/>  
 State Library of Iowa. (2018). American Community Survey: Poverty status in the past 12 months.  
 State Library of Iowa. (2018). American Community Survey: Year structure built.

890 children under 6 had a confirmed elevated blood lead level above 5 µg/dL in Iowa in 2018



That is enough to fill 12 school buses

Iowa Public Health Tracking Portal. (2018). Children Tested. Retrieved from <https://tracking.idph.iowa.gov/Health/Lead-Poisoning/Annual-Blood-Lead-Testing-Children-Under-6/Children-Tested>

890 children under 6 had a confirmed elevated blood lead level above 5 µg/dL in Iowa in 2018



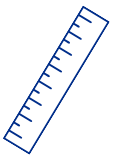
That is enough to fill 12 school buses

Iowa Public Health Tracking Portal. (2018). Children Tested. Retrieved from <https://tracking.idph.iowa.gov/Health/Lead-Poisoning/Annual-Blood-Lead-Testing-Children-Under-6/Children-Tested>

## HEALTH IMPACTS



Damage to brain & nervous system



Slowed growth & development



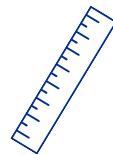
Hearing & speech problems



Learning & behavior problems



Damage to brain & nervous system



Slowed growth & development



Hearing & speech problems



Learning & behavior problems

# CHILDHOOD LEAD POISONING IS

100%

# PREVENTABLE

# CHILDHOOD LEAD POISONING IS

100%

# PREVENTABLE

# 2018 EMMET COUNTY IOWA LEAD REPORT CARD

# 2018 EMMET COUNTY IOWA LEAD REPORT CARD

OF ALL EMMET COUNTY CHILDREN 0 TO 6 YEARS OLD ONLY

## 38.4%

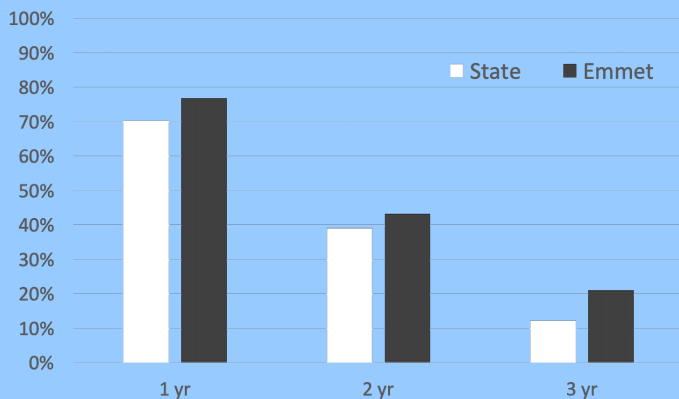
WERE TESTED FOR LEAD

OF ALL EMMET COUNTY CHILDREN 0 TO 6 YEARS OLD ONLY

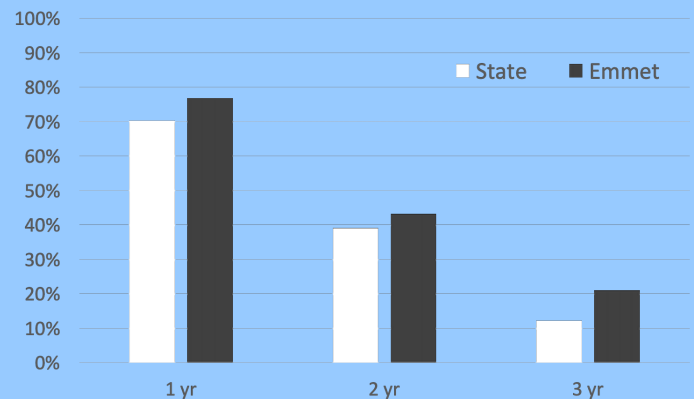
## 38.4%

WERE TESTED FOR LEAD

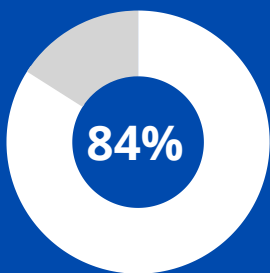
State vs County - Percent of Children Receiving a Blood Lead Test By Age



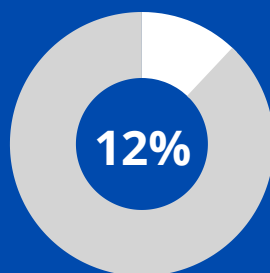
State vs County - Percent of Children Receiving a Blood Lead Test By Age



## RISK FACTORS

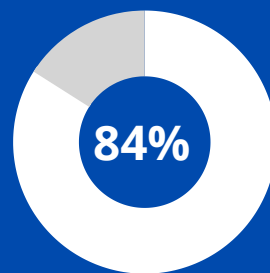


Pre-1979 Housing

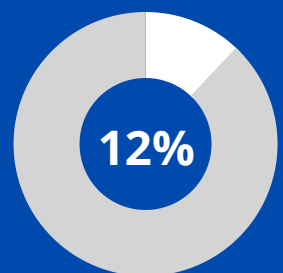


Population Below Poverty Level

## RISK FACTORS



Pre-1979 Housing



Population Below Poverty Level

\*Elevated Blood Lead Level is equal to or greater than 5 mcg/dL  
<https://www.cdc.gov/nceh/lead/data/blood-lead-reference-value.htm>  
 References:  
 Iowa Department of Public Health. (2018). Iowa Public Health Tracking Portal. Retrieved from <https://tracking.idph.iowa.gov/>  
 State Library of Iowa. (2018). American Community Survey: Poverty status in the past 12 months.  
 State Library of Iowa. (2018). American Community Survey: Year structure built.

\*Elevated Blood Lead Level is equal to or greater than 5 mcg/dL  
<https://www.cdc.gov/nceh/lead/data/blood-lead-reference-value.htm>  
 References:  
 Iowa Department of Public Health. (2018). Iowa Public Health Tracking Portal. Retrieved from <https://tracking.idph.iowa.gov/>  
 State Library of Iowa. (2018). American Community Survey: Poverty status in the past 12 months.  
 State Library of Iowa. (2018). American Community Survey: Year structure built.

890 children under 6 had a confirmed elevated blood lead level above 5 µg/dL in Iowa in 2018



That is enough to fill 12 school buses

Iowa Public Health Tracking Portal. (2018). Children Tested. Retrieved from <https://tracking.idph.iowa.gov/Health/Lead-Poisoning/Annual-Blood-Lead-Testing-Children-Under-6/Children-Tested>

890 children under 6 had a confirmed elevated blood lead level above 5 µg/dL in Iowa in 2018



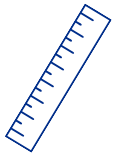
That is enough to fill 12 school buses

Iowa Public Health Tracking Portal. (2018). Children Tested. Retrieved from <https://tracking.idph.iowa.gov/Health/Lead-Poisoning/Annual-Blood-Lead-Testing-Children-Under-6/Children-Tested>

## HEALTH IMPACTS



Damage to brain & nervous system



Slowed growth & development



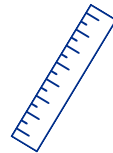
Hearing & speech problems



Learning & behavior problems



Damage to brain & nervous system



Slowed growth & development



Hearing & speech problems



Learning & behavior problems

# CHILDHOOD LEAD POISONING IS

100%

# PREVENTABLE

# CHILDHOOD LEAD POISONING IS

100%

# PREVENTABLE

# 2018 FAYETTE COUNTY IOWA LEAD REPORT CARD

# 2018 FAYETTE COUNTY IOWA LEAD REPORT CARD

OF ALL FAYETTE COUNTY CHILDREN 0 TO 6 YEARS OLD ONLY

## 35.4%

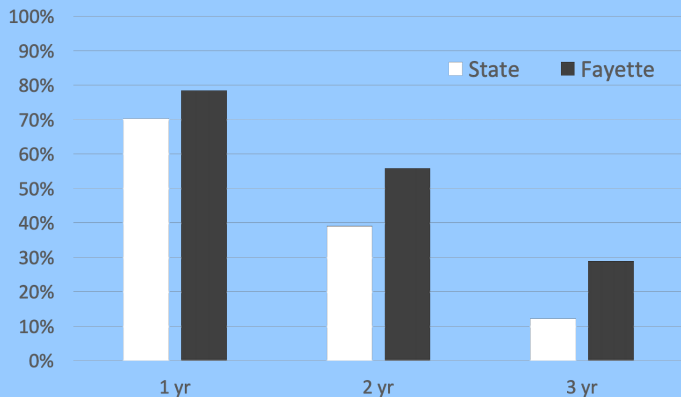
WERE TESTED FOR LEAD

OF ALL FAYETTE COUNTY CHILDREN 0 TO 6 YEARS OLD ONLY

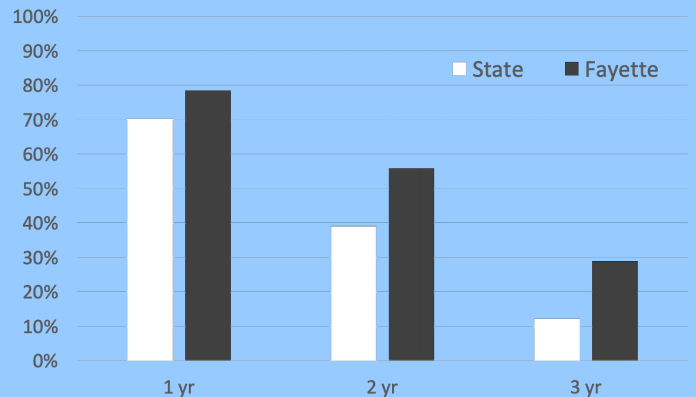
## 35.4%

WERE TESTED FOR LEAD

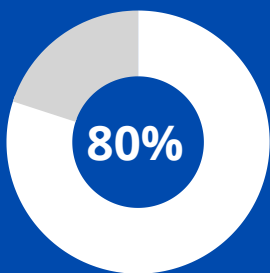
State vs County - Percent of Children Receiving a Blood Lead Test By Age



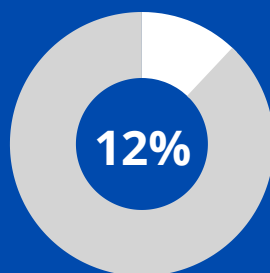
State vs County - Percent of Children Receiving a Blood Lead Test By Age



## RISK FACTORS

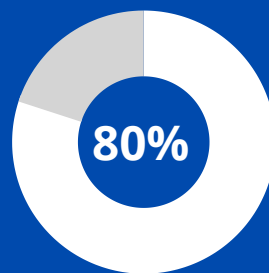


Pre-1979 Housing

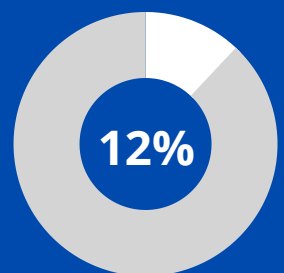


Population Below Poverty Level

## RISK FACTORS



Pre-1979 Housing



Population Below Poverty Level

\*Elevated Blood Lead Level is equal to or greater than 5 mcg/dL  
<https://www.cdc.gov/nceh/lead/data/blood-lead-reference-value.htm>  
 References:  
 Iowa Department of Public Health. (2018). Iowa Public Health Tracking Portal. Retrieved from <https://tracking.idph.iowa.gov/>  
 State Library of Iowa. (2018). American Community Survey: Poverty status in the past 12 months.  
 State Library of Iowa. (2018). American Community Survey: Year structure built.

\*Elevated Blood Lead Level is equal to or greater than 5 mcg/dL  
<https://www.cdc.gov/nceh/lead/data/blood-lead-reference-value.htm>  
 References:  
 Iowa Department of Public Health. (2018). Iowa Public Health Tracking Portal. Retrieved from <https://tracking.idph.iowa.gov/>  
 State Library of Iowa. (2018). American Community Survey: Poverty status in the past 12 months.  
 State Library of Iowa. (2018). American Community Survey: Year structure built.

890 children under 6 had a confirmed elevated blood lead level above 5 µg/dL in Iowa in 2018



That is enough to fill 12 school buses

Iowa Public Health Tracking Portal. (2018). Children Tested. Retrieved from <https://tracking.idph.iowa.gov/Health/Lead-Poisoning/Annual-Blood-Lead-Testing-Children-Under-6/Children-Tested>

890 children under 6 had a confirmed elevated blood lead level above 5 µg/dL in Iowa in 2018



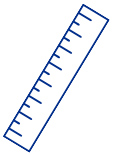
That is enough to fill 12 school buses

Iowa Public Health Tracking Portal. (2018). Children Tested. Retrieved from <https://tracking.idph.iowa.gov/Health/Lead-Poisoning/Annual-Blood-Lead-Testing-Children-Under-6/Children-Tested>

## HEALTH IMPACTS



Damage to brain & nervous system



Slowed growth & development



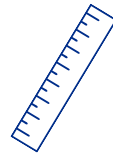
Hearing & speech problems



Learning & behavior problems



Damage to brain & nervous system



Slowed growth & development



Hearing & speech problems



Learning & behavior problems

# CHILDHOOD LEAD POISONING IS

100%

# PREVENTABLE

# CHILDHOOD LEAD POISONING IS

100%

# PREVENTABLE

# 2018 FLOYD COUNTY IOWA LEAD REPORT CARD

# 2018 FLOYD COUNTY IOWA LEAD REPORT CARD

OF ALL FLOYD COUNTY CHILDREN  
0 TO 6 YEARS OLD ONLY

## 24.0%

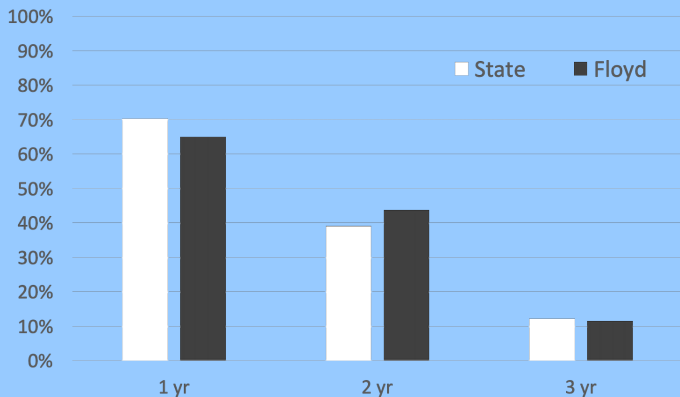
WERE TESTED FOR LEAD

OF ALL FLOYD COUNTY CHILDREN  
0 TO 6 YEARS OLD ONLY

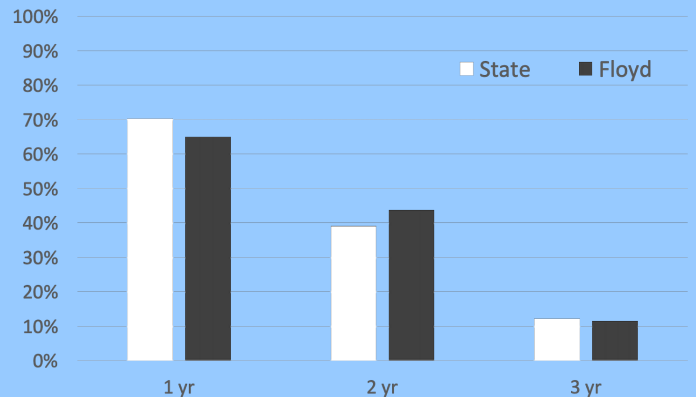
## 24.0%

WERE TESTED FOR LEAD

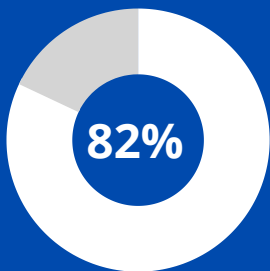
State vs County - Percent of Children Receiving a Blood Lead Test By Age



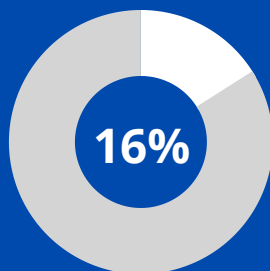
State vs County - Percent of Children Receiving a Blood Lead Test By Age



## RISK FACTORS

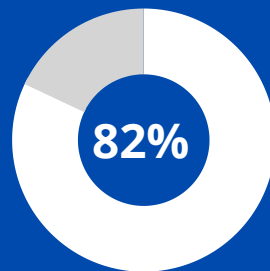


Pre-1979 Housing

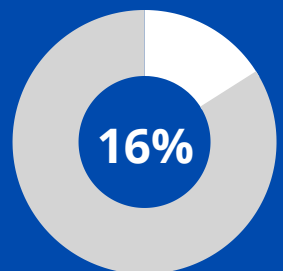


Population Below Poverty Level

## RISK FACTORS



Pre-1979 Housing



Population Below Poverty Level

\*Elevated Blood Lead Level is equal to or greater than 5 mcg/dL  
<https://www.cdc.gov/nceh/lead/data/blood-lead-reference-value.htm>  
 References:  
 Iowa Department of Public Health. (2018). Iowa Public Health Tracking Portal. Retrieved from <https://tracking.idph.iowa.gov/>  
 State Library of Iowa. (2018). American Community Survey: Poverty status in the past 12 months.  
 State Library of Iowa. (2018). American Community Survey: Year structure built.

\*Elevated Blood Lead Level is equal to or greater than 5 mcg/dL  
<https://www.cdc.gov/nceh/lead/data/blood-lead-reference-value.htm>  
 References:  
 Iowa Department of Public Health. (2018). Iowa Public Health Tracking Portal. Retrieved from <https://tracking.idph.iowa.gov/>  
 State Library of Iowa. (2018). American Community Survey: Poverty status in the past 12 months.  
 State Library of Iowa. (2018). American Community Survey: Year structure built.

890 children under 6 had a confirmed elevated blood lead level above 5 µg/dL in Iowa in 2018



That is enough to fill 12 school buses

Iowa Public Health Tracking Portal. (2018). Children Tested. Retrieved from <https://tracking.idph.iowa.gov/Health/Lead-Poisoning/Annual-Blood-Lead-Testing-Children-Under-6/Children-Tested>

890 children under 6 had a confirmed elevated blood lead level above 5 µg/dL in Iowa in 2018



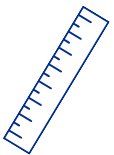
That is enough to fill 12 school buses

Iowa Public Health Tracking Portal. (2018). Children Tested. Retrieved from <https://tracking.idph.iowa.gov/Health/Lead-Poisoning/Annual-Blood-Lead-Testing-Children-Under-6/Children-Tested>

## HEALTH IMPACTS



Damage to brain & nervous system



Slowed growth & development



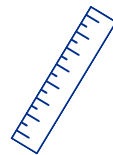
Hearing & speech problems



Learning & behavior problems



Damage to brain & nervous system



Slowed growth & development



Hearing & speech problems



Learning & behavior problems

# CHILDHOOD LEAD POISONING IS

100%

# PREVENTABLE

# CHILDHOOD LEAD POISONING IS

100%

# PREVENTABLE



# 2018 FRANKLIN COUNTY IOWA LEAD REPORT CARD

# 2018 FRANKLIN COUNTY IOWA LEAD REPORT CARD

OF ALL FRANKLIN COUNTY CHILDREN 0 TO 6 YEARS OLD ONLY

## 24.0%

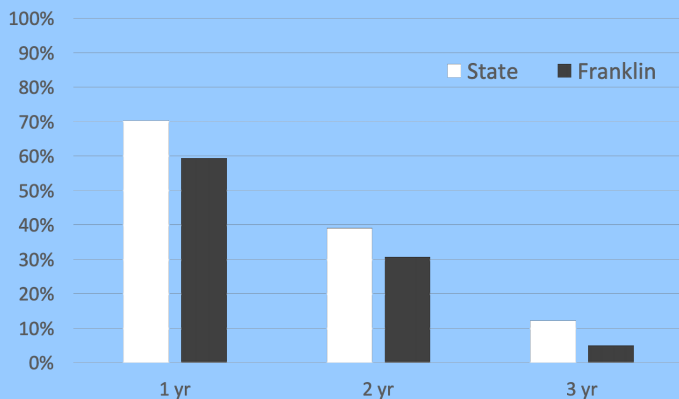
WERE TESTED FOR LEAD

OF ALL FRANKLIN COUNTY CHILDREN 0 TO 6 YEARS OLD ONLY

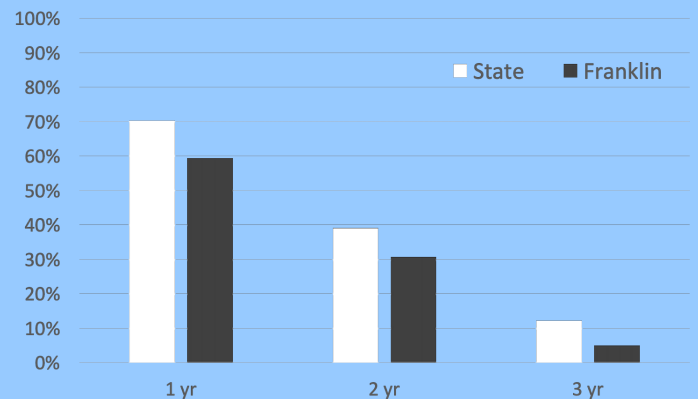
## 24.0%

WERE TESTED FOR LEAD

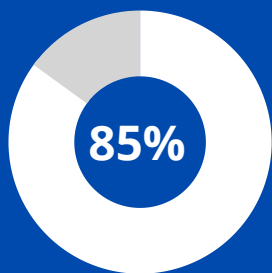
State vs County - Percent of Children Receiving a Blood Lead Test By Age



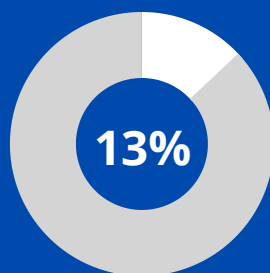
State vs County - Percent of Children Receiving a Blood Lead Test By Age



## RISK FACTORS

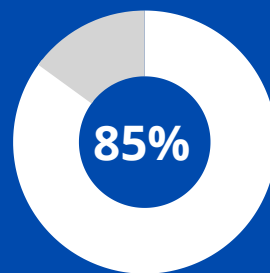


Pre-1979 Housing

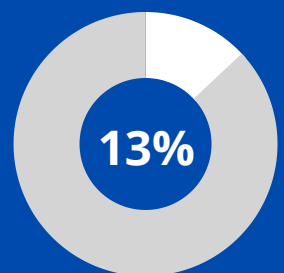


Population Below Poverty Level

## RISK FACTORS



Pre-1979 Housing



Population Below Poverty Level

\*Elevated Blood Lead Level is equal to or greater than 5 mcg/dL  
<https://www.cdc.gov/nceh/lead/data/blood-lead-reference-value.htm>  
 References:  
 Iowa Department of Public Health. (2018). Iowa Public Health Tracking Portal. Retrieved from <https://tracking.idph.iowa.gov/>  
 State Library of Iowa. (2018). American Community Survey: Poverty status in the past 12 months.  
 State Library of Iowa. (2018). American Community Survey: Year structure built.

\*Elevated Blood Lead Level is equal to or greater than 5 mcg/dL  
<https://www.cdc.gov/nceh/lead/data/blood-lead-reference-value.htm>  
 References:  
 Iowa Department of Public Health. (2018). Iowa Public Health Tracking Portal. Retrieved from <https://tracking.idph.iowa.gov/>  
 State Library of Iowa. (2018). American Community Survey: Poverty status in the past 12 months.  
 State Library of Iowa. (2018). American Community Survey: Year structure built.

890 children under 6 had a confirmed elevated blood lead level above 5 µg/dL in Iowa in 2018



That is enough to fill 12 school buses

Iowa Public Health Tracking Portal. (2018). Children Tested. Retrieved from <https://tracking.idph.iowa.gov/Health/Lead-Poisoning/Annual-Blood-Lead-Testing-Children-Under-6/Children-Tested>

890 children under 6 had a confirmed elevated blood lead level above 5 µg/dL in Iowa in 2018



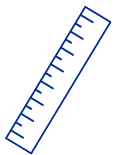
That is enough to fill 12 school buses

Iowa Public Health Tracking Portal. (2018). Children Tested. Retrieved from <https://tracking.idph.iowa.gov/Health/Lead-Poisoning/Annual-Blood-Lead-Testing-Children-Under-6/Children-Tested>

## HEALTH IMPACTS



Damage to brain & nervous system



Slowed growth & development



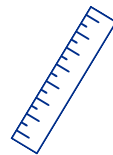
Hearing & speech problems



Learning & behavior problems



Damage to brain & nervous system



Slowed growth & development



Hearing & speech problems



Learning & behavior problems

# CHILDHOOD LEAD POISONING IS

100%

# PREVENTABLE

# CHILDHOOD LEAD POISONING IS

100%

# PREVENTABLE

# 2018 FREMONT COUNTY IOWA LEAD REPORT CARD

# 2018 FREMONT COUNTY IOWA LEAD REPORT CARD

OF ALL FREMONT COUNTY CHILDREN 0 TO 6 YEARS OLD ONLY

## 26.3%

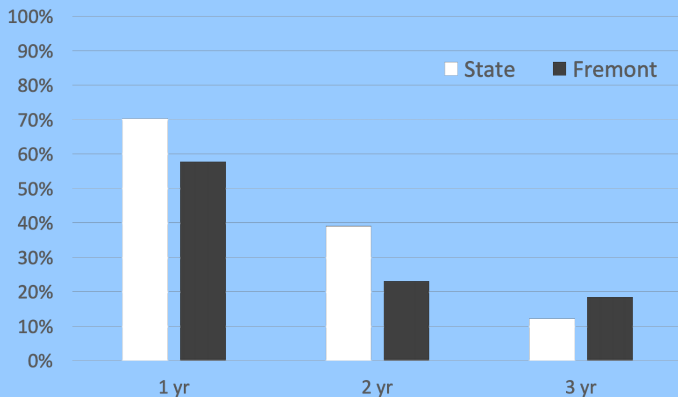
WERE TESTED FOR LEAD

OF ALL FREMONT COUNTY CHILDREN 0 TO 6 YEARS OLD ONLY

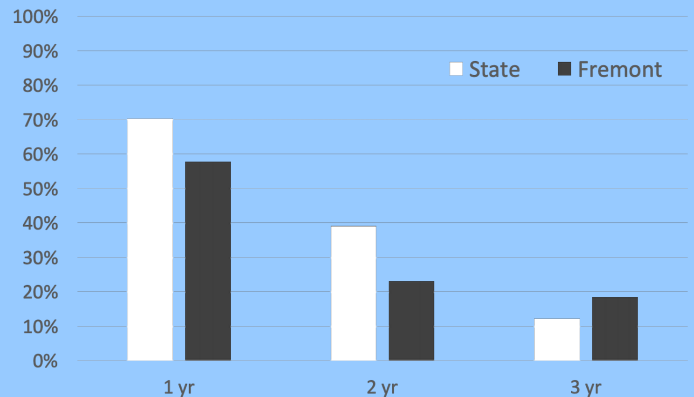
## 26.3%

WERE TESTED FOR LEAD

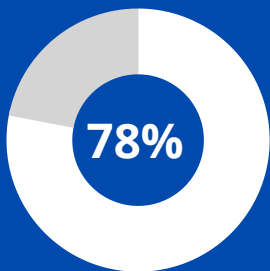
State vs County - Percent of Children Receiving a Blood Lead Test By Age



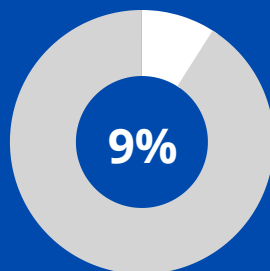
State vs County - Percent of Children Receiving a Blood Lead Test By Age



## RISK FACTORS

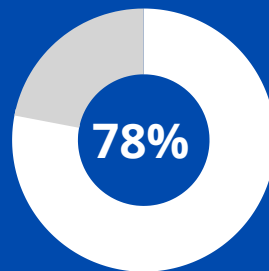


Pre-1979 Housing

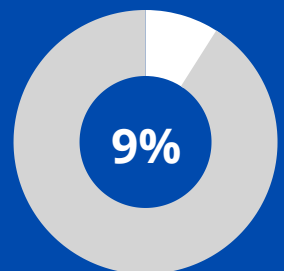


Population Below Poverty Level

## RISK FACTORS



Pre-1979 Housing



Population Below Poverty Level

\*Elevated Blood Lead Level is equal to or greater than 5 mcg/dL  
<https://www.cdc.gov/nceh/lead/data/blood-lead-reference-value.htm>  
 References:  
 Iowa Department of Public Health. (2018). Iowa Public Health Tracking Portal. Retrieved from <https://tracking.idph.iowa.gov/>  
 State Library of Iowa. (2018). American Community Survey: Poverty status in the past 12 months.  
 State Library of Iowa. (2018). American Community Survey: Year structure built.

\*Elevated Blood Lead Level is equal to or greater than 5 mcg/dL  
<https://www.cdc.gov/nceh/lead/data/blood-lead-reference-value.htm>  
 References:  
 Iowa Department of Public Health. (2018). Iowa Public Health Tracking Portal. Retrieved from <https://tracking.idph.iowa.gov/>  
 State Library of Iowa. (2018). American Community Survey: Poverty status in the past 12 months.  
 State Library of Iowa. (2018). American Community Survey: Year structure built.

890 children under 6 had a confirmed elevated blood lead level above 5 µg/dL in Iowa in 2018



That is enough to fill 12 school buses

Iowa Public Health Tracking Portal. (2018). Children Tested. Retrieved from <https://tracking.idph.iowa.gov/Health/Lead-Poisoning/Annual-Blood-Lead-Testing-Children-Under-6/Children-Tested>

890 children under 6 had a confirmed elevated blood lead level above 5 µg/dL in Iowa in 2018



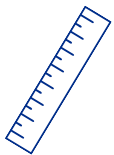
That is enough to fill 12 school buses

Iowa Public Health Tracking Portal. (2018). Children Tested. Retrieved from <https://tracking.idph.iowa.gov/Health/Lead-Poisoning/Annual-Blood-Lead-Testing-Children-Under-6/Children-Tested>

## HEALTH IMPACTS



Damage to brain & nervous system



Slowed growth & development



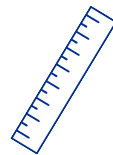
Hearing & speech problems



Learning & behavior problems



Damage to brain & nervous system



Slowed growth & development



Hearing & speech problems



Learning & behavior problems

# CHILDHOOD LEAD POISONING IS

100%

# PREVENTABLE

# CHILDHOOD LEAD POISONING IS

100%

# PREVENTABLE

# 2018 GREENE COUNTY IOWA LEAD REPORT CARD

# 2018 GREENE COUNTY IOWA LEAD REPORT CARD

OF ALL GREENE COUNTY CHILDREN 0 TO 6 YEARS OLD ONLY

## 26.3%

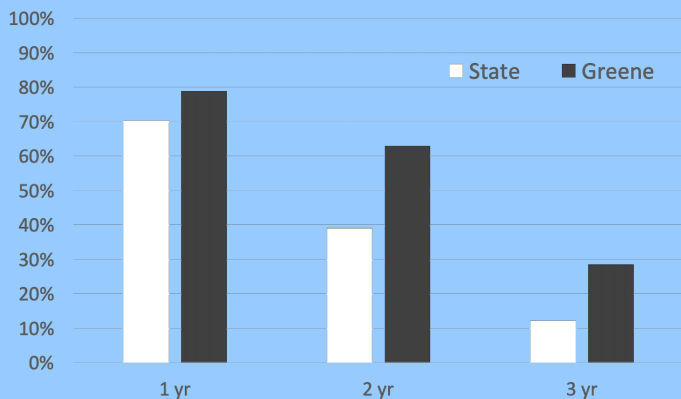
WERE TESTED FOR LEAD

OF ALL GREENE COUNTY CHILDREN 0 TO 6 YEARS OLD ONLY

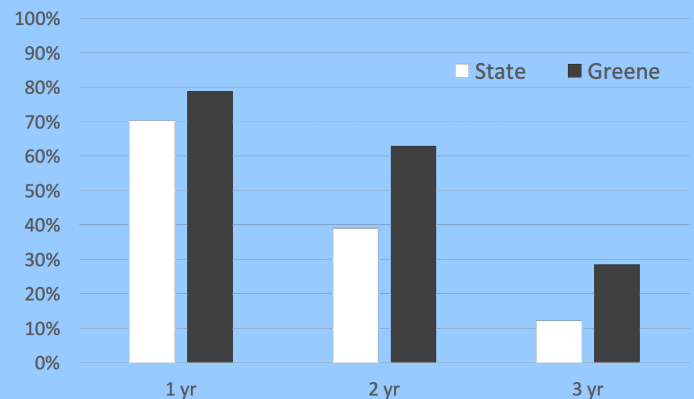
## 26.3%

WERE TESTED FOR LEAD

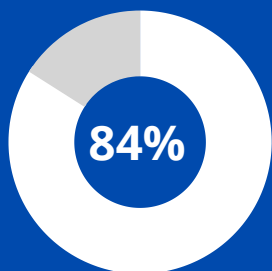
State vs County - Percent of Children Receiving a Blood Lead Test By Age



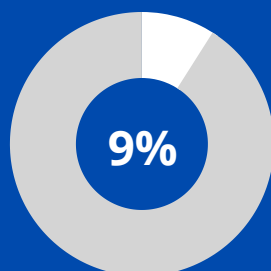
State vs County - Percent of Children Receiving a Blood Lead Test By Age



## RISK FACTORS

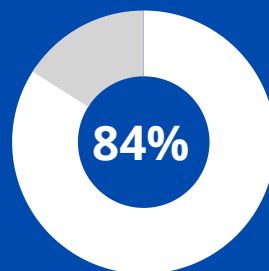


Pre-1979 Housing

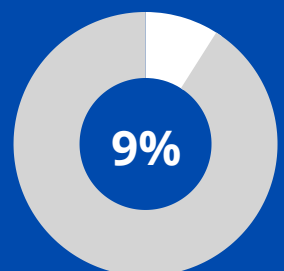


Population Below Poverty Level

## RISK FACTORS



Pre-1979 Housing



Population Below Poverty Level

\*Elevated Blood Lead Level is equal to or greater than 5 mcg/dL  
<https://www.cdc.gov/nceh/lead/data/blood-lead-reference-value.htm>  
 References:  
 Iowa Department of Public Health. (2018). Iowa Public Health Tracking Portal. Retrieved from <https://tracking.idph.iowa.gov/>  
 State Library of Iowa. (2018). American Community Survey: Poverty status in the past 12 months.  
 State Library of Iowa. (2018). American Community Survey: Year structure built.

\*Elevated Blood Lead Level is equal to or greater than 5 mcg/dL  
<https://www.cdc.gov/nceh/lead/data/blood-lead-reference-value.htm>  
 References:  
 Iowa Department of Public Health. (2018). Iowa Public Health Tracking Portal. Retrieved from <https://tracking.idph.iowa.gov/>  
 State Library of Iowa. (2018). American Community Survey: Poverty status in the past 12 months.  
 State Library of Iowa. (2018). American Community Survey: Year structure built.

890 children under 6 had a confirmed elevated blood lead level above 5 µg/dL in Iowa in 2018



That is enough to fill 12 school buses

Iowa Public Health Tracking Portal. (2018). Children Tested. Retrieved from <https://tracking.idph.iowa.gov/Health/Lead-Poisoning/Annual-Blood-Lead-Testing-Children-Under-6/Children-Tested>

890 children under 6 had a confirmed elevated blood lead level above 5 µg/dL in Iowa in 2018



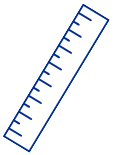
That is enough to fill 12 school buses

Iowa Public Health Tracking Portal. (2018). Children Tested. Retrieved from <https://tracking.idph.iowa.gov/Health/Lead-Poisoning/Annual-Blood-Lead-Testing-Children-Under-6/Children-Tested>

## HEALTH IMPACTS



Damage to brain & nervous system



Slowed growth & development



Hearing & speech problems



Learning & behavior problems



Damage to brain & nervous system



Slowed growth & development



Hearing & speech problems



Learning & behavior problems

# CHILDHOOD LEAD POISONING IS

100%

# PREVENTABLE

# CHILDHOOD LEAD POISONING IS

100%

# PREVENTABLE

# 2018 GRUNDY COUNTY IOWA LEAD REPORT CARD

# 2018 GRUNDY COUNTY IOWA LEAD REPORT CARD

OF ALL GRUNDY COUNTY CHILDREN 0 TO 6 YEARS OLD ONLY

## 31.8%

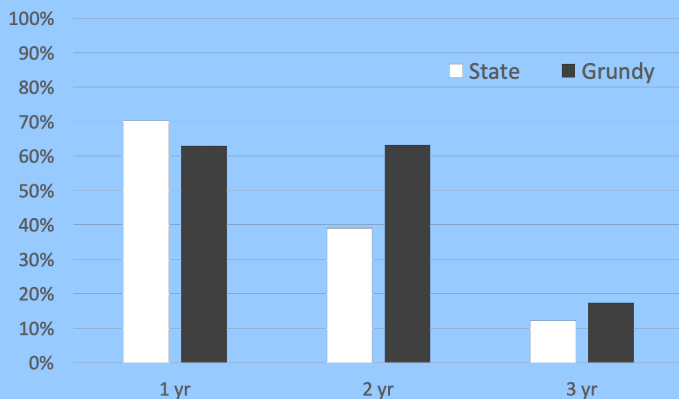
WERE TESTED FOR LEAD

OF ALL GRUNDY COUNTY CHILDREN 0 TO 6 YEARS OLD ONLY

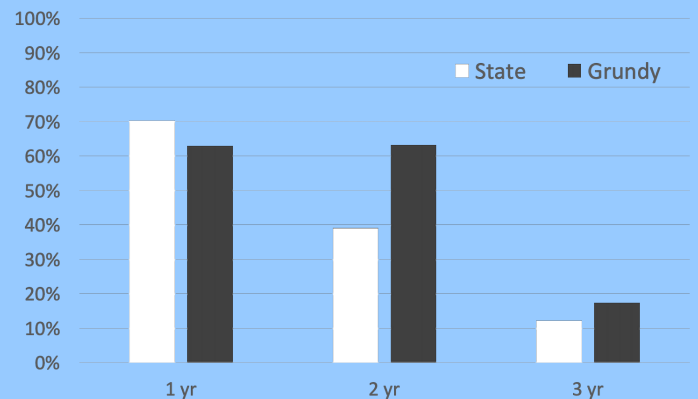
## 31.8%

WERE TESTED FOR LEAD

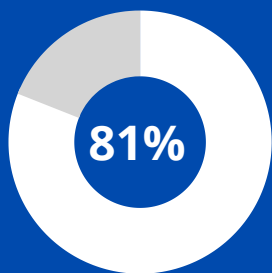
State vs County - Percent of Children Receiving a Blood Lead Test By Age



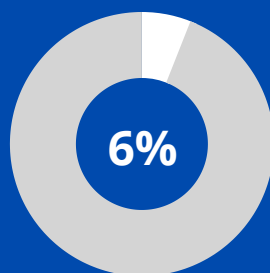
State vs County - Percent of Children Receiving a Blood Lead Test By Age



## RISK FACTORS

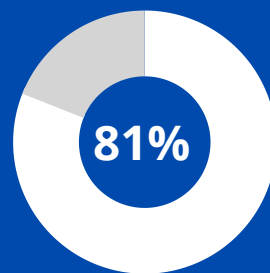


Pre-1979 Housing

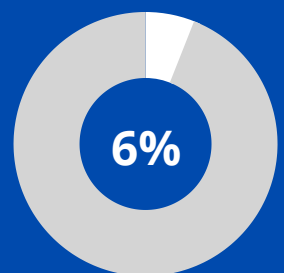


Population Below Poverty Level

## RISK FACTORS



Pre-1979 Housing



Population Below Poverty Level

\*Elevated Blood Lead Level is equal to or greater than 5 mcg/dL  
<https://www.cdc.gov/nceh/lead/data/blood-lead-reference-value.htm>  
 References:  
 Iowa Department of Public Health. (2018). Iowa Public Health Tracking Portal. Retrieved from <https://tracking.idph.iowa.gov/>  
 State Library of Iowa. (2018). American Community Survey: Poverty status in the past 12 months.  
 State Library of Iowa. (2018). American Community Survey: Year structure built.

\*Elevated Blood Lead Level is equal to or greater than 5 mcg/dL  
<https://www.cdc.gov/nceh/lead/data/blood-lead-reference-value.htm>  
 References:  
 Iowa Department of Public Health. (2018). Iowa Public Health Tracking Portal. Retrieved from <https://tracking.idph.iowa.gov/>  
 State Library of Iowa. (2018). American Community Survey: Poverty status in the past 12 months.  
 State Library of Iowa. (2018). American Community Survey: Year structure built.

890 children under 6 had a confirmed elevated blood lead level above 5 µg/dL in Iowa in 2018



That is enough to fill 12 school buses

Iowa Public Health Tracking Portal. (2018). Children Tested. Retrieved from <https://tracking.idph.iowa.gov/Health/Lead-Poisoning/Annual-Blood-Lead-Testing-Children-Under-6/Children-Tested>

890 children under 6 had a confirmed elevated blood lead level above 5 µg/dL in Iowa in 2018



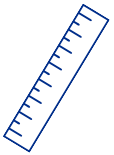
That is enough to fill 12 school buses

Iowa Public Health Tracking Portal. (2018). Children Tested. Retrieved from <https://tracking.idph.iowa.gov/Health/Lead-Poisoning/Annual-Blood-Lead-Testing-Children-Under-6/Children-Tested>

## HEALTH IMPACTS



Damage to brain & nervous system



Slowed growth & development



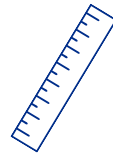
Hearing & speech problems



Learning & behavior problems



Damage to brain & nervous system



Slowed growth & development



Hearing & speech problems



Learning & behavior problems

# CHILDHOOD LEAD POISONING IS

100%

# PREVENTABLE

# CHILDHOOD LEAD POISONING IS

100%

# PREVENTABLE



# 2018 GUTHRIE COUNTY IOWA LEAD REPORT CARD

# 2018 GUTHRIE COUNTY IOWA LEAD REPORT CARD

OF ALL GUTHRIE COUNTY CHILDREN 0 TO 6 YEARS OLD ONLY

## 28.4%

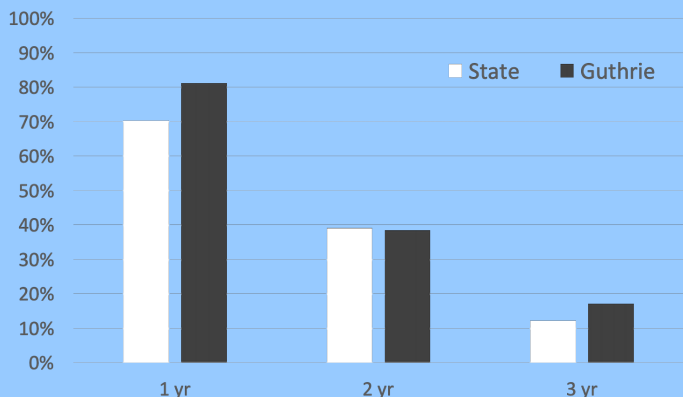
WERE TESTED FOR LEAD

OF ALL GUTHRIE COUNTY CHILDREN 0 TO 6 YEARS OLD ONLY

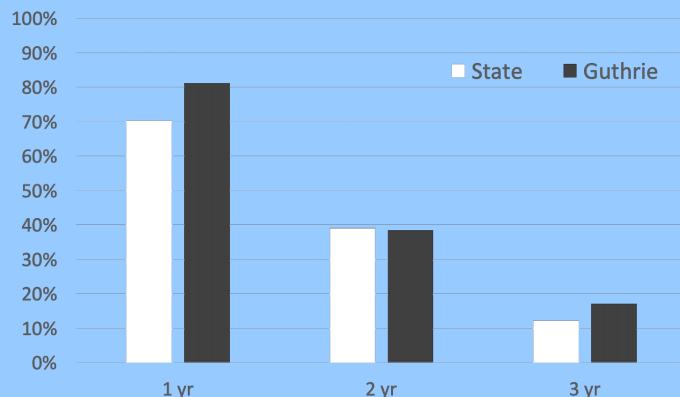
## 28.4%

WERE TESTED FOR LEAD

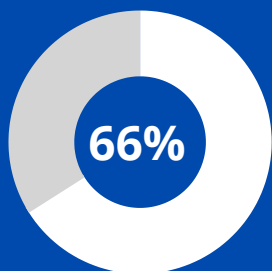
State vs County - Percent of Children Receiving a Blood Lead Test By Age



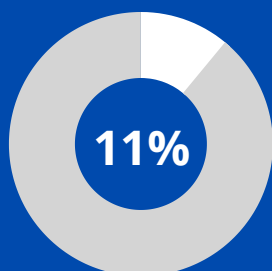
State vs County - Percent of Children Receiving a Blood Lead Test By Age



## RISK FACTORS

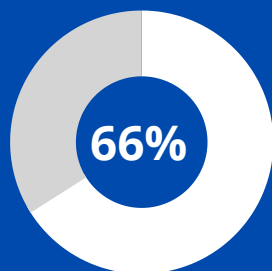


Pre-1979 Housing

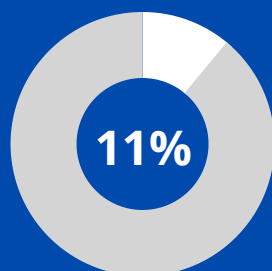


Population Below Poverty Level

## RISK FACTORS



Pre-1979 Housing



Population Below Poverty Level

\*Elevated Blood Lead Level is equal to or greater than 5 mcg/dL  
<https://www.cdc.gov/nceh/lead/data/blood-lead-reference-value.htm>  
 References:  
 Iowa Department of Public Health. (2018). Iowa Public Health Tracking Portal. Retrieved from <https://tracking.idph.iowa.gov/>  
 State Library of Iowa. (2018). American Community Survey: Poverty status in the past 12 months.  
 State Library of Iowa. (2018). American Community Survey: Year structure built.

\*Elevated Blood Lead Level is equal to or greater than 5 mcg/dL  
<https://www.cdc.gov/nceh/lead/data/blood-lead-reference-value.htm>  
 References:  
 Iowa Department of Public Health. (2018). Iowa Public Health Tracking Portal. Retrieved from <https://tracking.idph.iowa.gov/>  
 State Library of Iowa. (2018). American Community Survey: Poverty status in the past 12 months.  
 State Library of Iowa. (2018). American Community Survey: Year structure built.

890 children under 6 had a confirmed elevated blood lead level above 5 µg/dL in Iowa in 2018



That is enough to fill 12 school buses

Iowa Public Health Tracking Portal. (2018). Children Tested. Retrieved from <https://tracking.idph.iowa.gov/Health/Lead-Poisoning/Annual-Blood-Lead-Testing-Children-Under-6/Children-Tested>

890 children under 6 had a confirmed elevated blood lead level above 5 µg/dL in Iowa in 2018



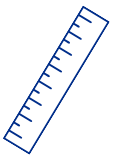
That is enough to fill 12 school buses

Iowa Public Health Tracking Portal. (2018). Children Tested. Retrieved from <https://tracking.idph.iowa.gov/Health/Lead-Poisoning/Annual-Blood-Lead-Testing-Children-Under-6/Children-Tested>

## HEALTH IMPACTS



Damage to brain & nervous system



Slowed growth & development



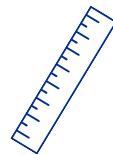
Hearing & speech problems



Learning & behavior problems



Damage to brain & nervous system



Slowed growth & development



Hearing & speech problems



Learning & behavior problems

# CHILDHOOD LEAD POISONING IS

100%

# PREVENTABLE

# CHILDHOOD LEAD POISONING IS

100%

# PREVENTABLE

# 2018 HAMILTON COUNTY IOWA LEAD REPORT CARD

# 2018 HAMILTON COUNTY IOWA LEAD REPORT CARD

OF ALL HAMILTON COUNTY CHILDREN 0 TO 6 YEARS OLD ONLY

## 30.2%

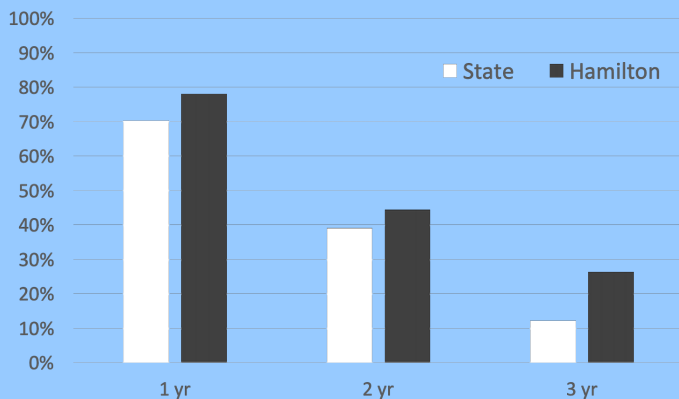
WERE TESTED FOR LEAD

OF ALL HAMILTON COUNTY CHILDREN 0 TO 6 YEARS OLD ONLY

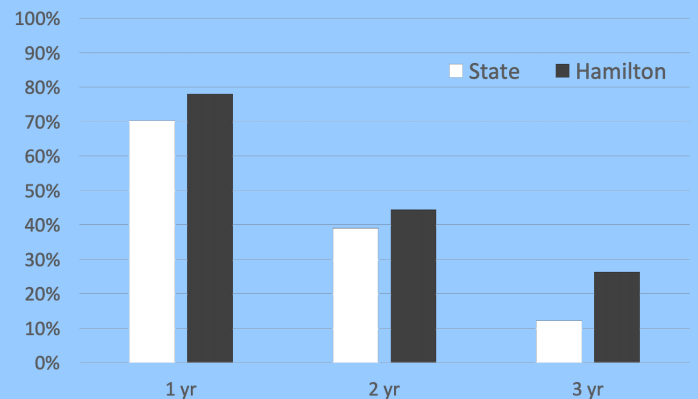
## 30.2%

WERE TESTED FOR LEAD

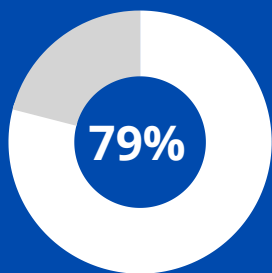
State vs County - Percent of Children Receiving a Blood Lead Test By Age



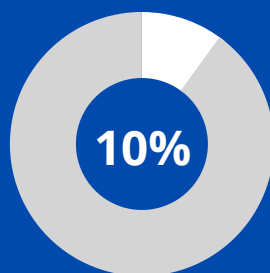
State vs County - Percent of Children Receiving a Blood Lead Test By Age



## RISK FACTORS

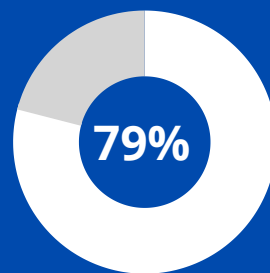


Pre-1979 Housing

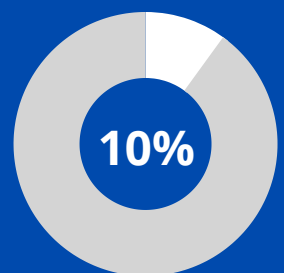


Population Below Poverty Level

## RISK FACTORS



Pre-1979 Housing



Population Below Poverty Level

\*Elevated Blood Lead Level is equal to or greater than 5 mcg/dL  
<https://www.cdc.gov/nceh/lead/data/blood-lead-reference-value.htm>  
 References:  
 Iowa Department of Public Health. (2018). Iowa Public Health Tracking Portal. Retrieved from <https://tracking.idph.iowa.gov/>  
 State Library of Iowa. (2018). American Community Survey: Poverty status in the past 12 months.  
 State Library of Iowa. (2018). American Community Survey: Year structure built.

\*Elevated Blood Lead Level is equal to or greater than 5 mcg/dL  
<https://www.cdc.gov/nceh/lead/data/blood-lead-reference-value.htm>  
 References:  
 Iowa Department of Public Health. (2018). Iowa Public Health Tracking Portal. Retrieved from <https://tracking.idph.iowa.gov/>  
 State Library of Iowa. (2018). American Community Survey: Poverty status in the past 12 months.  
 State Library of Iowa. (2018). American Community Survey: Year structure built.

890 children under 6 had a confirmed elevated blood lead level above 5 µg/dL in Iowa in 2018



That is enough to fill 12 school buses

Iowa Public Health Tracking Portal. (2018). Children Tested. Retrieved from <https://tracking.idph.iowa.gov/Health/Lead-Poisoning/Annual-Blood-Lead-Testing-Children-Under-6/Children-Tested>

890 children under 6 had a confirmed elevated blood lead level above 5 µg/dL in Iowa in 2018



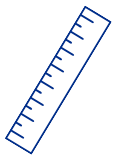
That is enough to fill 12 school buses

Iowa Public Health Tracking Portal. (2018). Children Tested. Retrieved from <https://tracking.idph.iowa.gov/Health/Lead-Poisoning/Annual-Blood-Lead-Testing-Children-Under-6/Children-Tested>

## HEALTH IMPACTS



Damage to brain & nervous system



Slowed growth & development



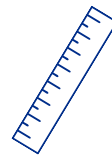
Hearing & speech problems



Learning & behavior problems



Damage to brain & nervous system



Slowed growth & development



Hearing & speech problems



Learning & behavior problems

# CHILDHOOD LEAD POISONING IS

100%

# PREVENTABLE

# CHILDHOOD LEAD POISONING IS

100%

# PREVENTABLE

# 2018 HANCOCK COUNTY IOWA LEAD REPORT CARD

# 2018 HANCOCK COUNTY IOWA LEAD REPORT CARD

OF ALL HANCOCK COUNTY CHILDREN 0 TO 6 YEARS OLD ONLY

## 21.5%

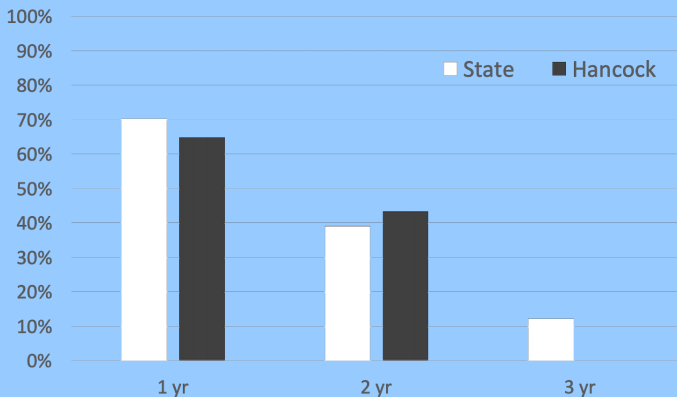
WERE TESTED FOR LEAD

OF ALL HANCOCK COUNTY CHILDREN 0 TO 6 YEARS OLD ONLY

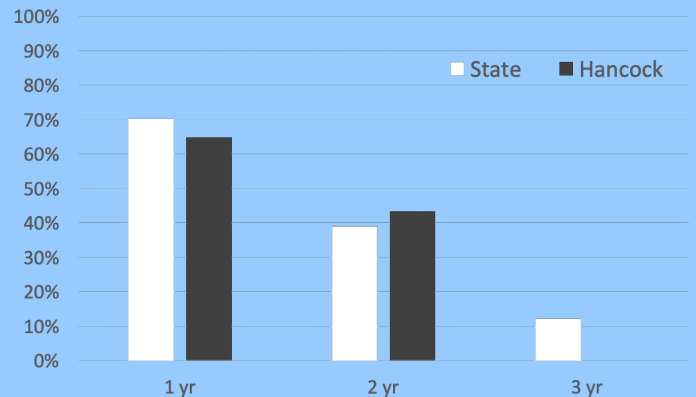
## 21.5%

WERE TESTED FOR LEAD

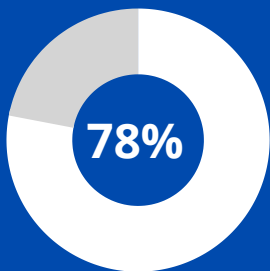
State vs County - Percent of Children Receiving a Blood Lead Test By Age



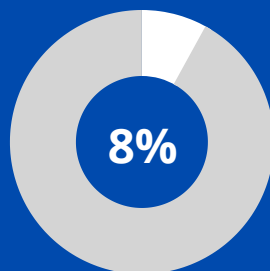
State vs County - Percent of Children Receiving a Blood Lead Test By Age



## RISK FACTORS

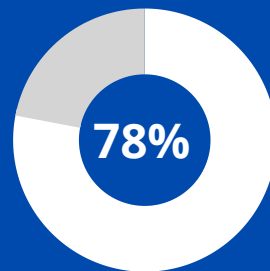


Pre-1979 Housing

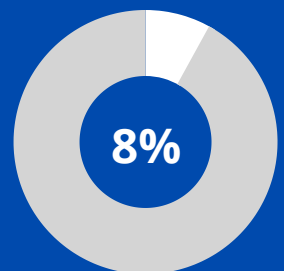


Population Below Poverty Level

## RISK FACTORS



Pre-1979 Housing



Population Below Poverty Level

\*Elevated Blood Lead Level is equal to or greater than 5 mcg/dL  
<https://www.cdc.gov/nceh/lead/data/blood-lead-reference-value.htm>  
 References:  
 Iowa Department of Public Health. (2018). Iowa Public Health Tracking Portal. Retrieved from <https://tracking.idph.iowa.gov/>  
 State Library of Iowa. (2018). American Community Survey: Poverty status in the past 12 months.  
 State Library of Iowa. (2018). American Community Survey: Year structure built.

\*Elevated Blood Lead Level is equal to or greater than 5 mcg/dL  
<https://www.cdc.gov/nceh/lead/data/blood-lead-reference-value.htm>  
 References:  
 Iowa Department of Public Health. (2018). Iowa Public Health Tracking Portal. Retrieved from <https://tracking.idph.iowa.gov/>  
 State Library of Iowa. (2018). American Community Survey: Poverty status in the past 12 months.  
 State Library of Iowa. (2018). American Community Survey: Year structure built.

890 children under 6 had a confirmed elevated blood lead level above 5 µg/dL in Iowa in 2018



That is enough to fill 12 school buses

Iowa Public Health Tracking Portal. (2018). Children Tested. Retrieved from <https://tracking.idph.iowa.gov/Health/Lead-Poisoning/Annual-Blood-Lead-Testing-Children-Under-6/Children-Tested>

890 children under 6 had a confirmed elevated blood lead level above 5 µg/dL in Iowa in 2018



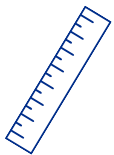
That is enough to fill 12 school buses

Iowa Public Health Tracking Portal. (2018). Children Tested. Retrieved from <https://tracking.idph.iowa.gov/Health/Lead-Poisoning/Annual-Blood-Lead-Testing-Children-Under-6/Children-Tested>

## HEALTH IMPACTS



Damage to brain & nervous system



Slowed growth & development



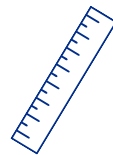
Hearing & speech problems



Learning & behavior problems



Damage to brain & nervous system



Slowed growth & development



Hearing & speech problems



Learning & behavior problems

# CHILDHOOD LEAD POISONING IS

100%

# PREVENTABLE

# CHILDHOOD LEAD POISONING IS

100%

# PREVENTABLE

# 2018 HARDIN COUNTY IOWA LEAD REPORT CARD

# 2018 HARDIN COUNTY IOWA LEAD REPORT CARD

OF ALL HARDIN COUNTY CHILDREN 0 TO 6 YEARS OLD ONLY

## 32.5%

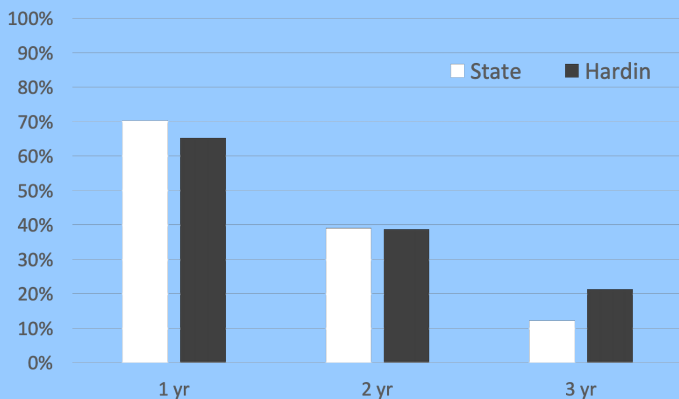
WERE TESTED FOR LEAD

OF ALL HARDIN COUNTY CHILDREN 0 TO 6 YEARS OLD ONLY

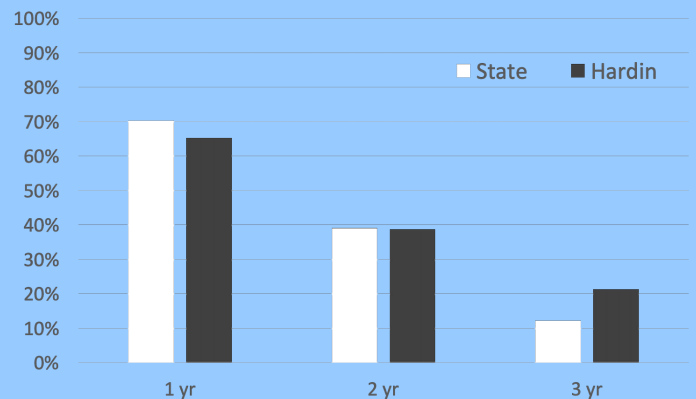
## 32.5%

WERE TESTED FOR LEAD

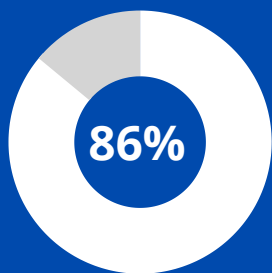
State vs County - Percent of Children Receiving a Blood Lead Test By Age



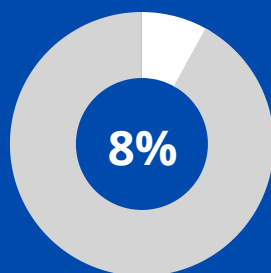
State vs County - Percent of Children Receiving a Blood Lead Test By Age



## RISK FACTORS

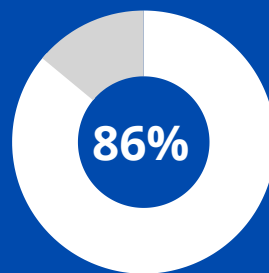


Pre-1979 Housing

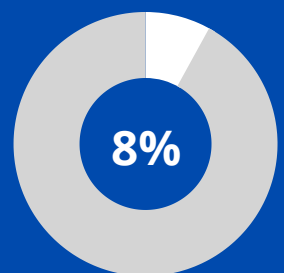


Population Below Poverty Level

## RISK FACTORS



Pre-1979 Housing



Population Below Poverty Level

\*Elevated Blood Lead Level is equal to or greater than 5 mcg/dL  
<https://www.cdc.gov/nceh/lead/data/blood-lead-reference-value.htm>  
 References:  
 Iowa Department of Public Health. (2018). Iowa Public Health Tracking Portal. Retrieved from <https://tracking.idph.iowa.gov/>  
 State Library of Iowa. (2018). American Community Survey: Poverty status in the past 12 months.  
 State Library of Iowa. (2018). American Community Survey: Year structure built.

\*Elevated Blood Lead Level is equal to or greater than 5 mcg/dL  
<https://www.cdc.gov/nceh/lead/data/blood-lead-reference-value.htm>  
 References:  
 Iowa Department of Public Health. (2018). Iowa Public Health Tracking Portal. Retrieved from <https://tracking.idph.iowa.gov/>  
 State Library of Iowa. (2018). American Community Survey: Poverty status in the past 12 months.  
 State Library of Iowa. (2018). American Community Survey: Year structure built.

890 children under 6 had a confirmed elevated blood lead level above 5 µg/dL in Iowa in 2018



That is enough to fill 12 school buses

Iowa Public Health Tracking Portal. (2018). Children Tested. Retrieved from <https://tracking.idph.iowa.gov/Health/Lead-Poisoning/Annual-Blood-Lead-Testing-Children-Under-6/Children-Tested>

890 children under 6 had a confirmed elevated blood lead level above 5 µg/dL in Iowa in 2018



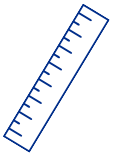
That is enough to fill 12 school buses

Iowa Public Health Tracking Portal. (2018). Children Tested. Retrieved from <https://tracking.idph.iowa.gov/Health/Lead-Poisoning/Annual-Blood-Lead-Testing-Children-Under-6/Children-Tested>

## HEALTH IMPACTS



Damage to brain & nervous system



Slowed growth & development



Hearing & speech problems



Learning & behavior problems



Damage to brain & nervous system



Slowed growth & development



Hearing & speech problems



Learning & behavior problems

# CHILDHOOD LEAD POISONING IS

100%

# PREVENTABLE

# CHILDHOOD LEAD POISONING IS

100%

# PREVENTABLE



# 2018 HARRISON COUNTY IOWA LEAD REPORT CARD

# 2018 HARRISON COUNTY IOWA LEAD REPORT CARD

OF ALL HARRISON COUNTY CHILDREN 0 TO 6 YEARS OLD ONLY

## 19.7%

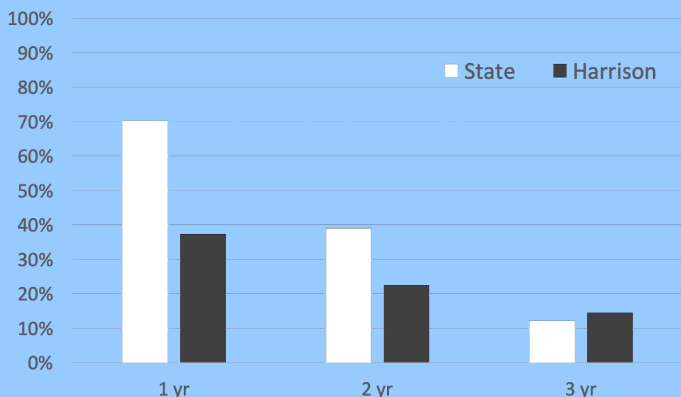
WERE TESTED FOR LEAD

OF ALL HARRISON COUNTY CHILDREN 0 TO 6 YEARS OLD ONLY

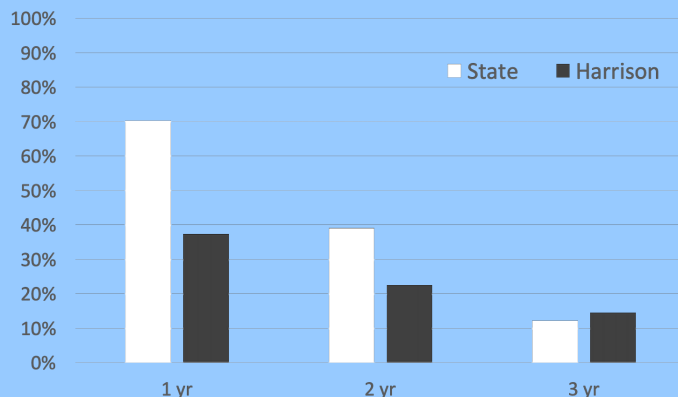
## 19.7%

WERE TESTED FOR LEAD

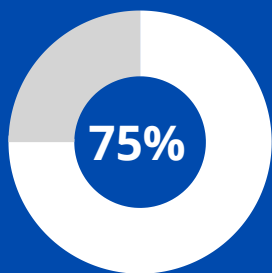
State vs County - Percent of Children Receiving a Blood Lead Test By Age



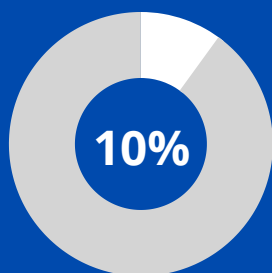
State vs County - Percent of Children Receiving a Blood Lead Test By Age



## RISK FACTORS

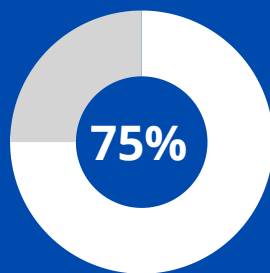


Pre-1979 Housing

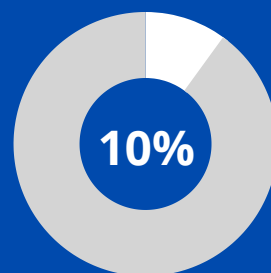


Population Below Poverty Level

## RISK FACTORS



Pre-1979 Housing



Population Below Poverty Level

\*Elevated Blood Lead Level is equal to or greater than 5 mcg/dL  
<https://www.cdc.gov/nceh/lead/data/blood-lead-reference-value.htm>  
 References:  
 Iowa Department of Public Health. (2018). Iowa Public Health Tracking Portal. Retrieved from <https://tracking.idph.iowa.gov/>  
 State Library of Iowa. (2018). American Community Survey: Poverty status in the past 12 months.  
 State Library of Iowa. (2018). American Community Survey: Year structure built.

\*Elevated Blood Lead Level is equal to or greater than 5 mcg/dL  
<https://www.cdc.gov/nceh/lead/data/blood-lead-reference-value.htm>  
 References:  
 Iowa Department of Public Health. (2018). Iowa Public Health Tracking Portal. Retrieved from <https://tracking.idph.iowa.gov/>  
 State Library of Iowa. (2018). American Community Survey: Poverty status in the past 12 months.  
 State Library of Iowa. (2018). American Community Survey: Year structure built.

890 children under 6 had a confirmed elevated blood lead level above 5 µg/dL in Iowa in 2018



That is enough to fill 12 school buses

Iowa Public Health Tracking Portal. (2018). Children Tested. Retrieved from <https://tracking.idph.iowa.gov/Health/Lead-Poisoning/Annual-Blood-Lead-Testing-Children-Under-6/Children-Tested>

890 children under 6 had a confirmed elevated blood lead level above 5 µg/dL in Iowa in 2018



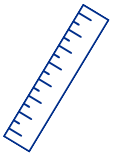
That is enough to fill 12 school buses

Iowa Public Health Tracking Portal. (2018). Children Tested. Retrieved from <https://tracking.idph.iowa.gov/Health/Lead-Poisoning/Annual-Blood-Lead-Testing-Children-Under-6/Children-Tested>

## HEALTH IMPACTS



Damage to brain & nervous system



Slowed growth & development



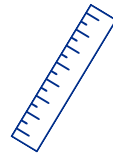
Hearing & speech problems



Learning & behavior problems



Damage to brain & nervous system



Slowed growth & development



Hearing & speech problems



Learning & behavior problems

# CHILDHOOD LEAD POISONING IS

100%

# PREVENTABLE

# CHILDHOOD LEAD POISONING IS

100%

# PREVENTABLE

# 2018 HENRY COUNTY IOWA LEAD REPORT CARD

# 2018 HENRY COUNTY IOWA LEAD REPORT CARD

OF ALL HENRY COUNTY CHILDREN  
0 TO 6 YEARS OLD ONLY

## 29.0%

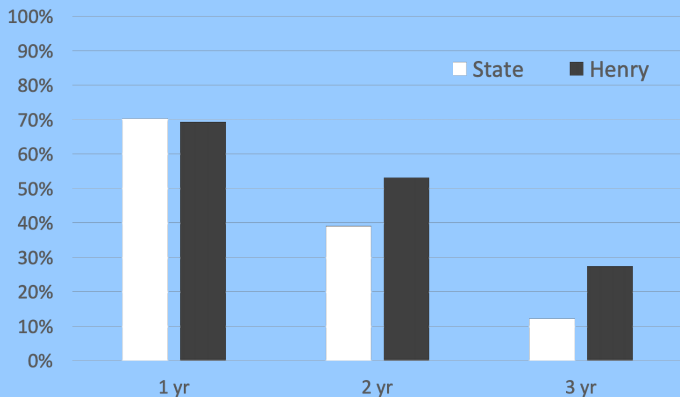
WERE TESTED FOR LEAD

OF ALL HENRY COUNTY CHILDREN  
0 TO 6 YEARS OLD ONLY

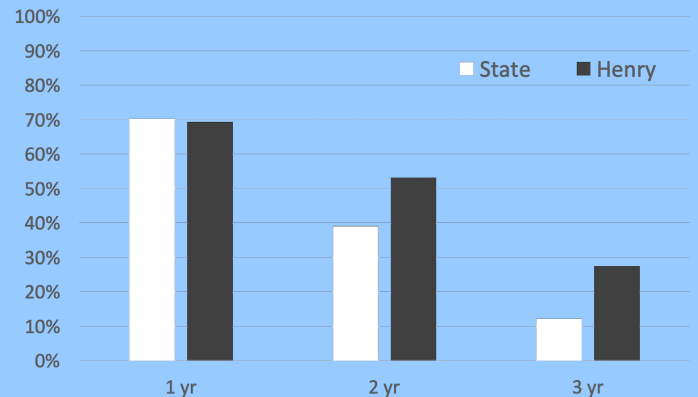
## 29.0%

WERE TESTED FOR LEAD

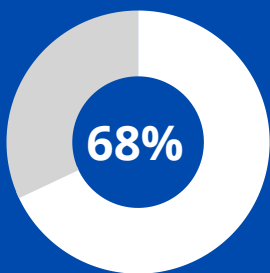
State vs County - Percent of Children Receiving a Blood Lead Test By Age



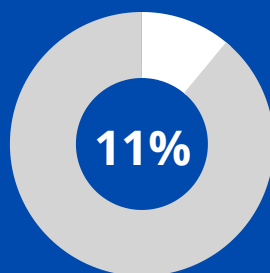
State vs County - Percent of Children Receiving a Blood Lead Test By Age



## RISK FACTORS

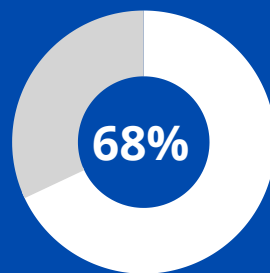


Pre-1979 Housing

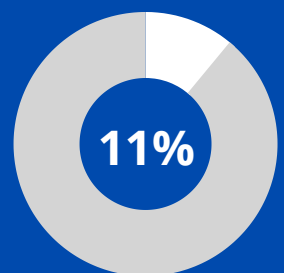


Population Below Poverty Level

## RISK FACTORS



Pre-1979 Housing



Population Below Poverty Level

\*Elevated Blood Lead Level is equal to or greater than 5 mcg/dL  
<https://www.cdc.gov/nceh/lead/data/blood-lead-reference-value.htm>  
 References:  
 Iowa Department of Public Health. (2018). Iowa Public Health Tracking Portal. Retrieved from <https://tracking.idph.iowa.gov/>  
 State Library of Iowa. (2018). American Community Survey: Poverty status in the past 12 months.  
 State Library of Iowa. (2018). American Community Survey: Year structure built.

\*Elevated Blood Lead Level is equal to or greater than 5 mcg/dL  
<https://www.cdc.gov/nceh/lead/data/blood-lead-reference-value.htm>  
 References:  
 Iowa Department of Public Health. (2018). Iowa Public Health Tracking Portal. Retrieved from <https://tracking.idph.iowa.gov/>  
 State Library of Iowa. (2018). American Community Survey: Poverty status in the past 12 months.  
 State Library of Iowa. (2018). American Community Survey: Year structure built.

890 children under 6 had a confirmed elevated blood lead level above 5 µg/dL in Iowa in 2018



That is enough to fill 12 school buses

Iowa Public Health Tracking Portal. (2018). Children Tested. Retrieved from <https://tracking.idph.iowa.gov/Health/Lead-Poisoning/Annual-Blood-Lead-Testing-Children-Under-6/Children-Tested>

890 children under 6 had a confirmed elevated blood lead level above 5 µg/dL in Iowa in 2018



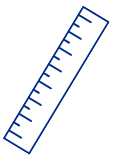
That is enough to fill 12 school buses

Iowa Public Health Tracking Portal. (2018). Children Tested. Retrieved from <https://tracking.idph.iowa.gov/Health/Lead-Poisoning/Annual-Blood-Lead-Testing-Children-Under-6/Children-Tested>

## HEALTH IMPACTS



Damage to brain & nervous system



Slowed growth & development



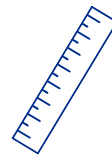
Hearing & speech problems



Learning & behavior problems



Damage to brain & nervous system



Slowed growth & development



Hearing & speech problems



Learning & behavior problems

# CHILDHOOD LEAD POISONING IS

100%

# PREVENTABLE

# CHILDHOOD LEAD POISONING IS

100%

# PREVENTABLE

# 2018 HOWARD COUNTY IOWA LEAD REPORT CARD

# 2018 HOWARD COUNTY IOWA LEAD REPORT CARD

OF ALL HOWARD COUNTY CHILDREN 0 TO 6 YEARS OLD ONLY

## 27.3%

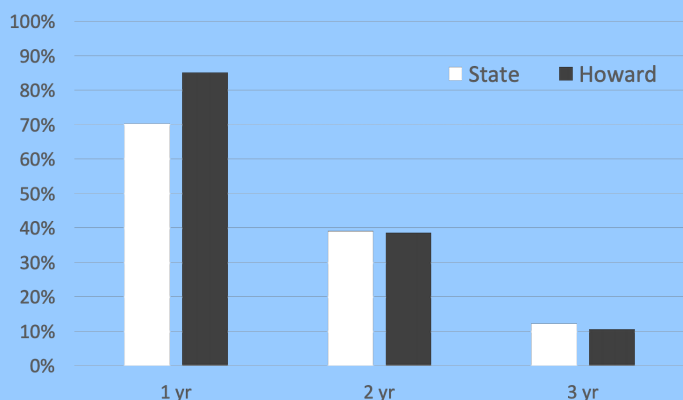
WERE TESTED FOR LEAD

OF ALL HOWARD COUNTY CHILDREN 0 TO 6 YEARS OLD ONLY

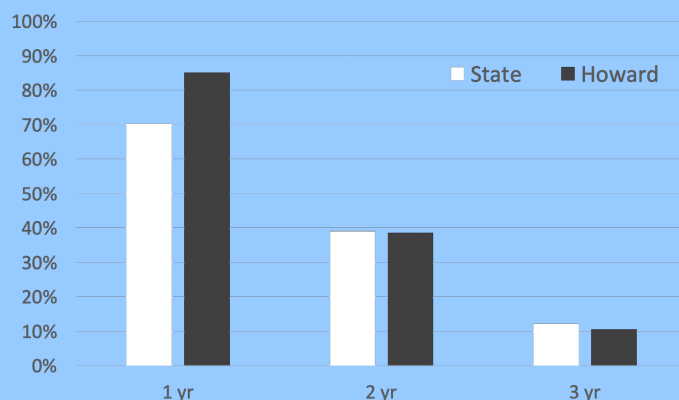
## 27.3%

WERE TESTED FOR LEAD

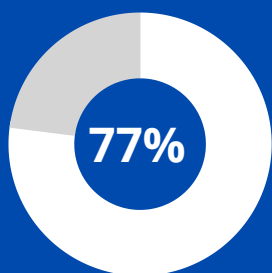
State vs County - Percent of Children Receiving a Blood Lead Test By Age



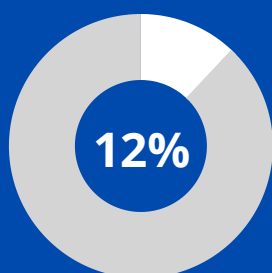
State vs County - Percent of Children Receiving a Blood Lead Test By Age



## RISK FACTORS

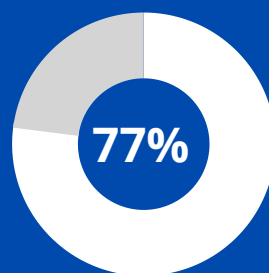


Pre-1979 Housing

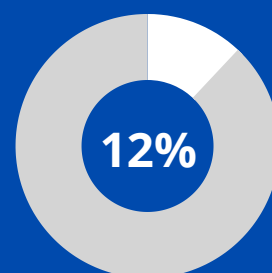


Population Below Poverty Level

## RISK FACTORS



Pre-1979 Housing



Population Below Poverty Level

\*Elevated Blood Lead Level is equal to or greater than 5 mcg/dL  
<https://www.cdc.gov/nceh/lead/data/blood-lead-reference-value.htm>  
 References:  
 Iowa Department of Public Health. (2018). Iowa Public Health Tracking Portal. Retrieved from <https://tracking.idph.iowa.gov/>  
 State Library of Iowa. (2018). American Community Survey: Poverty status in the past 12 months.  
 State Library of Iowa. (2018). American Community Survey: Year structure built.

\*Elevated Blood Lead Level is equal to or greater than 5 mcg/dL  
<https://www.cdc.gov/nceh/lead/data/blood-lead-reference-value.htm>  
 References:  
 Iowa Department of Public Health. (2018). Iowa Public Health Tracking Portal. Retrieved from <https://tracking.idph.iowa.gov/>  
 State Library of Iowa. (2018). American Community Survey: Poverty status in the past 12 months.  
 State Library of Iowa. (2018). American Community Survey: Year structure built.

890 children under 6 had a confirmed elevated blood lead level above 5 µg/dL in Iowa in 2018



That is enough to fill 12 school buses

Iowa Public Health Tracking Portal. (2018). Children Tested. Retrieved from <https://tracking.idph.iowa.gov/Health/Lead-Poisoning/Annual-Blood-Lead-Testing-Children-Under-6/Children-Tested>

890 children under 6 had a confirmed elevated blood lead level above 5 µg/dL in Iowa in 2018



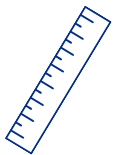
That is enough to fill 12 school buses

Iowa Public Health Tracking Portal. (2018). Children Tested. Retrieved from <https://tracking.idph.iowa.gov/Health/Lead-Poisoning/Annual-Blood-Lead-Testing-Children-Under-6/Children-Tested>

## HEALTH IMPACTS



Damage to brain & nervous system



Slowed growth & development



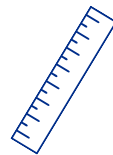
Hearing & speech problems



Learning & behavior problems



Damage to brain & nervous system



Slowed growth & development



Hearing & speech problems



Learning & behavior problems

# CHILDHOOD LEAD POISONING IS

100%

# PREVENTABLE

# CHILDHOOD LEAD POISONING IS

100%

# PREVENTABLE

# 2018 HUMBOLDT COUNTY IOWA LEAD REPORT CARD

# 2018 HUMBOLDT COUNTY IOWA LEAD REPORT CARD

OF ALL HUMBOLDT COUNTY CHILDREN 0 TO 6 YEARS OLD ONLY

## 21.7%

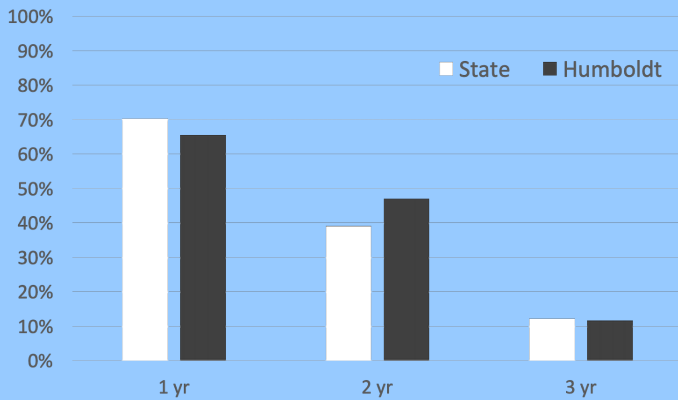
WERE TESTED FOR LEAD

OF ALL HUMBOLDT COUNTY CHILDREN 0 TO 6 YEARS OLD ONLY

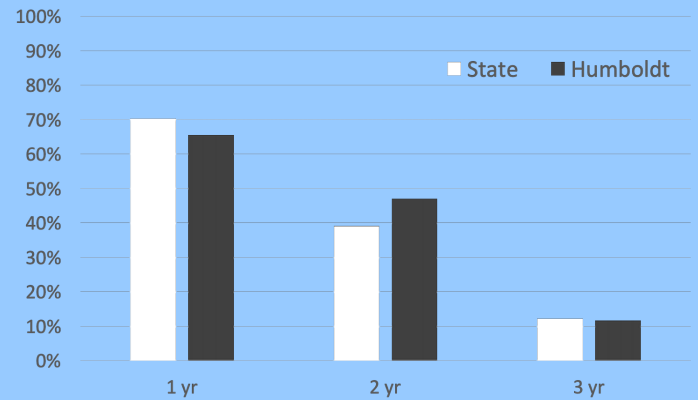
## 21.7%

WERE TESTED FOR LEAD

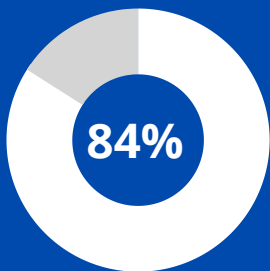
State vs County - Percent of Children Receiving a Blood Lead Test By Age



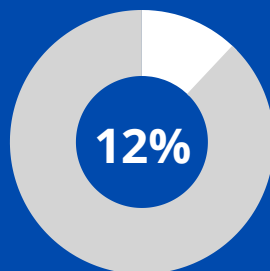
State vs County - Percent of Children Receiving a Blood Lead Test By Age



## RISK FACTORS

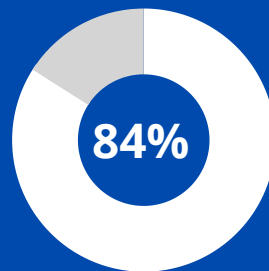


Pre-1979 Housing

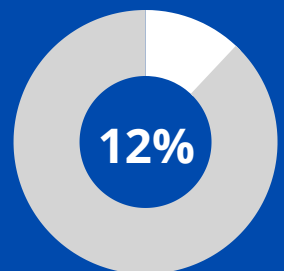


Population Below Poverty Level

## RISK FACTORS



Pre-1979 Housing



Population Below Poverty Level

\*Elevated Blood Lead Level is equal to or greater than 5 mcg/dL  
<https://www.cdc.gov/nceh/lead/data/blood-lead-reference-value.htm>  
 References:  
 Iowa Department of Public Health. (2018). Iowa Public Health Tracking Portal. Retrieved from <https://tracking.idph.iowa.gov/>  
 State Library of Iowa. (2018). American Community Survey: Poverty status in the past 12 months.  
 State Library of Iowa. (2018). American Community Survey: Year structure built.

\*Elevated Blood Lead Level is equal to or greater than 5 mcg/dL  
<https://www.cdc.gov/nceh/lead/data/blood-lead-reference-value.htm>  
 References:  
 Iowa Department of Public Health. (2018). Iowa Public Health Tracking Portal. Retrieved from <https://tracking.idph.iowa.gov/>  
 State Library of Iowa. (2018). American Community Survey: Poverty status in the past 12 months.  
 State Library of Iowa. (2018). American Community Survey: Year structure built.

890 children under 6 had a confirmed elevated blood lead level above 5 µg/dL in Iowa in 2018



That is enough to fill 12 school buses

Iowa Public Health Tracking Portal. (2018). Children Tested. Retrieved from <https://tracking.idph.iowa.gov/Health/Lead-Poisoning/Annual-Blood-Lead-Testing-Children-Under-6/Children-Tested>

890 children under 6 had a confirmed elevated blood lead level above 5 µg/dL in Iowa in 2018



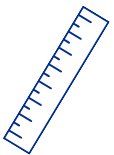
That is enough to fill 12 school buses

Iowa Public Health Tracking Portal. (2018). Children Tested. Retrieved from <https://tracking.idph.iowa.gov/Health/Lead-Poisoning/Annual-Blood-Lead-Testing-Children-Under-6/Children-Tested>

## HEALTH IMPACTS



Damage to brain & nervous system



Slowed growth & development



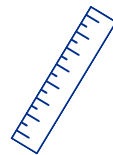
Hearing & speech problems



Learning & behavior problems



Damage to brain & nervous system



Slowed growth & development



Hearing & speech problems



Learning & behavior problems

# CHILDHOOD LEAD POISONING IS

100%

# PREVENTABLE

# CHILDHOOD LEAD POISONING IS

100%

# PREVENTABLE



# 2018 IDA COUNTY IOWA LEAD REPORT CARD

# 2018 IDA COUNTY IOWA LEAD REPORT CARD

OF ALL IDA COUNTY CHILDREN  
0 TO 6 YEARS OLD ONLY

## 25.2%

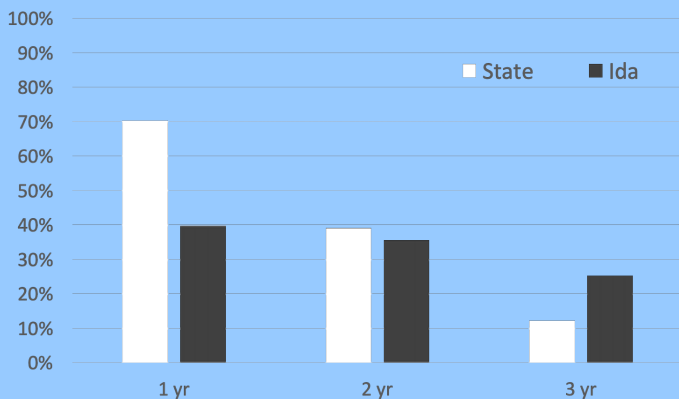
WERE TESTED FOR LEAD

OF ALL IDA COUNTY CHILDREN  
0 TO 6 YEARS OLD ONLY

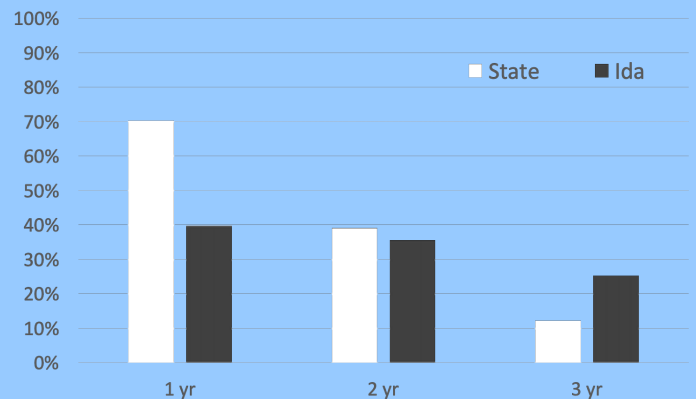
## 25.2%

WERE TESTED FOR LEAD

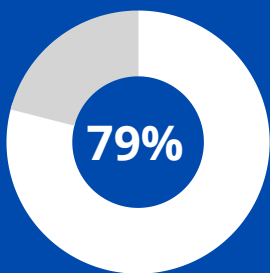
State vs County - Percent of Children  
Receiving a Blood Lead Test By Age



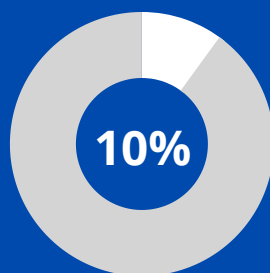
State vs County - Percent of Children  
Receiving a Blood Lead Test By Age



## RISK FACTORS

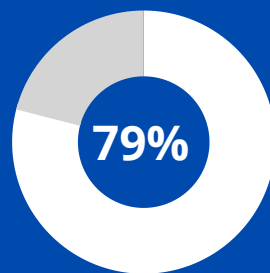


Pre-1979 Housing

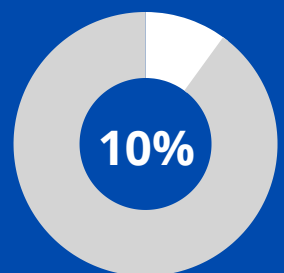


Population Below  
Poverty Level

## RISK FACTORS



Pre-1979 Housing



Population Below  
Poverty Level

\*Elevated Blood Lead Level is equal to or greater than 5 mcg/dL  
<https://www.cdc.gov/nceh/lead/data/blood-lead-reference-value.htm>  
 References:  
 Iowa Department of Public Health. (2018). Iowa Public Health Tracking Portal. Retrieved from <https://tracking.idph.iowa.gov/>  
 State Library of Iowa. (2018). American Community Survey: Poverty status in the past 12 months.  
 State Library of Iowa. (2018). American Community Survey: Year structure built.

\*Elevated Blood Lead Level is equal to or greater than 5 mcg/dL  
<https://www.cdc.gov/nceh/lead/data/blood-lead-reference-value.htm>  
 References:  
 Iowa Department of Public Health. (2018). Iowa Public Health Tracking Portal. Retrieved from <https://tracking.idph.iowa.gov/>  
 State Library of Iowa. (2018). American Community Survey: Poverty status in the past 12 months.  
 State Library of Iowa. (2018). American Community Survey: Year structure built.

890 children under 6 had a confirmed elevated blood lead level above 5 µg/dL in Iowa in 2018



That is enough to fill 12 school buses

Iowa Public Health Tracking Portal. (2018). Children Tested. Retrieved from <https://tracking.idph.iowa.gov/Health/Lead-Poisoning/Annual-Blood-Lead-Testing-Children-Under-6/Children-Tested>

890 children under 6 had a confirmed elevated blood lead level above 5 µg/dL in Iowa in 2018



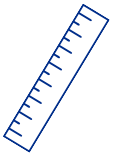
That is enough to fill 12 school buses

Iowa Public Health Tracking Portal. (2018). Children Tested. Retrieved from <https://tracking.idph.iowa.gov/Health/Lead-Poisoning/Annual-Blood-Lead-Testing-Children-Under-6/Children-Tested>

## HEALTH IMPACTS



Damage to brain & nervous system



Slowed growth & development



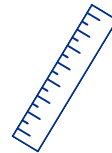
Hearing & speech problems



Learning & behavior problems



Damage to brain & nervous system



Slowed growth & development



Hearing & speech problems



Learning & behavior problems

# CHILDHOOD LEAD POISONING IS

100%

# PREVENTABLE

# CHILDHOOD LEAD POISONING IS

100%

# PREVENTABLE

# 2018 IOWA COUNTY IOWA LEAD REPORT CARD

# 2018 IOWA COUNTY IOWA LEAD REPORT CARD

OF ALL IOWA COUNTY CHILDREN 0 TO 6 YEARS OLD ONLY

## 19.6%

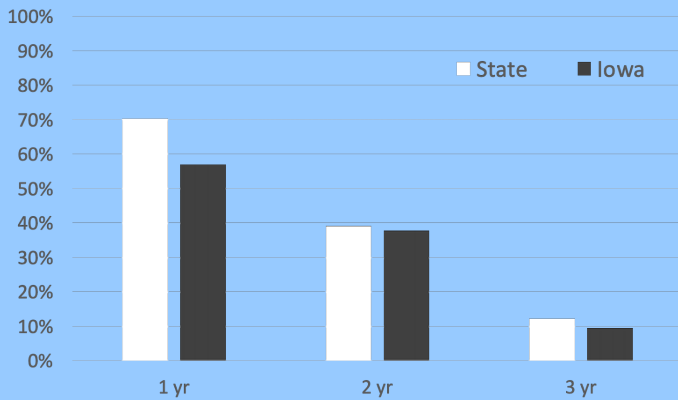
WERE TESTED FOR LEAD

OF ALL IOWA COUNTY CHILDREN 0 TO 6 YEARS OLD ONLY

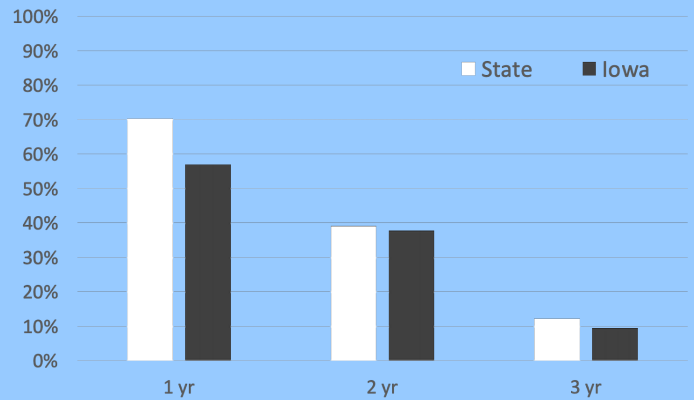
## 19.6%

WERE TESTED FOR LEAD

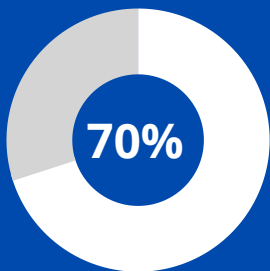
State vs County - Percent of Children Receiving a Blood Lead Test By Age



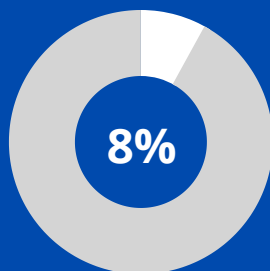
State vs County - Percent of Children Receiving a Blood Lead Test By Age



## RISK FACTORS

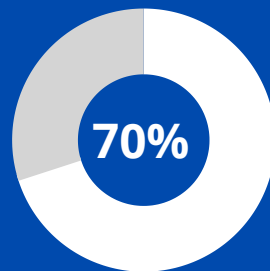


Pre-1979 Housing

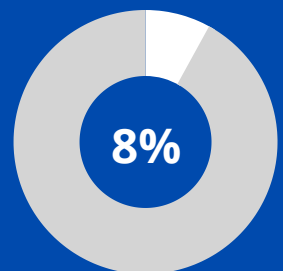


Population Below Poverty Level

## RISK FACTORS



Pre-1979 Housing



Population Below Poverty Level

\*Elevated Blood Lead Level is equal to or greater than 5 mcg/dL  
<https://www.cdc.gov/nceh/lead/data/blood-lead-reference-value.htm>  
 References:  
 Iowa Department of Public Health. (2018). Iowa Public Health Tracking Portal. Retrieved from <https://tracking.idph.iowa.gov/>  
 State Library of Iowa. (2018). American Community Survey: Poverty status in the past 12 months.  
 State Library of Iowa. (2018). American Community Survey: Year structure built.

\*Elevated Blood Lead Level is equal to or greater than 5 mcg/dL  
<https://www.cdc.gov/nceh/lead/data/blood-lead-reference-value.htm>  
 References:  
 Iowa Department of Public Health. (2018). Iowa Public Health Tracking Portal. Retrieved from <https://tracking.idph.iowa.gov/>  
 State Library of Iowa. (2018). American Community Survey: Poverty status in the past 12 months.  
 State Library of Iowa. (2018). American Community Survey: Year structure built.

890 children under 6 had a confirmed elevated blood lead level above 5 µg/dL in Iowa in 2018



That is enough to fill 12 school buses

Iowa Public Health Tracking Portal. (2018). Children Tested. Retrieved from <https://tracking.idph.iowa.gov/Health/Lead-Poisoning/Annual-Blood-Lead-Testing-Children-Under-6/Children-Tested>

890 children under 6 had a confirmed elevated blood lead level above 5 µg/dL in Iowa in 2018



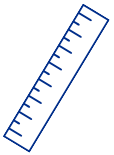
That is enough to fill 12 school buses

Iowa Public Health Tracking Portal. (2018). Children Tested. Retrieved from <https://tracking.idph.iowa.gov/Health/Lead-Poisoning/Annual-Blood-Lead-Testing-Children-Under-6/Children-Tested>

## HEALTH IMPACTS



Damage to brain & nervous system



Slowed growth & development



Hearing & speech problems



Learning & behavior problems



Damage to brain & nervous system



Slowed growth & development



Hearing & speech problems



Learning & behavior problems

# CHILDHOOD LEAD POISONING IS

100%

# PREVENTABLE

# CHILDHOOD LEAD POISONING IS

100%

# PREVENTABLE

# 2018 JACKSON COUNTY IOWA LEAD REPORT CARD

# 2018 JACKSON COUNTY IOWA LEAD REPORT CARD

OF ALL JACKSON COUNTY CHILDREN 0 TO 6 YEARS OLD ONLY

## 36.8%

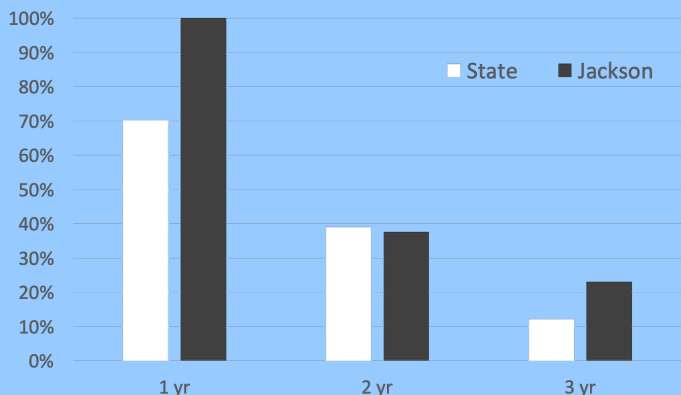
WERE TESTED FOR LEAD

OF ALL JACKSON COUNTY CHILDREN 0 TO 6 YEARS OLD ONLY

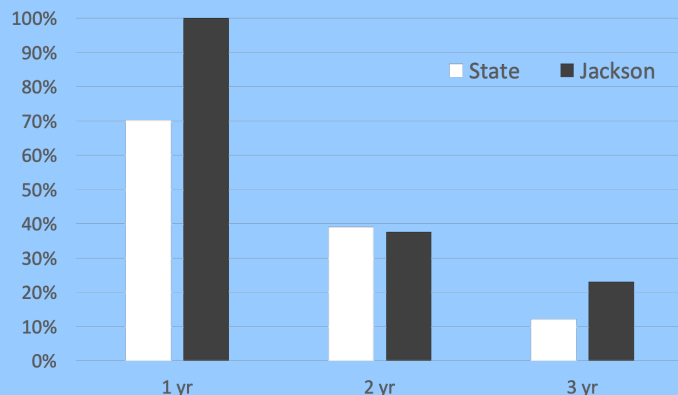
## 36.8%

WERE TESTED FOR LEAD

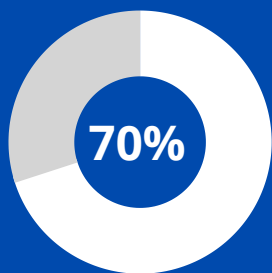
State vs County - Percent of Children Receiving a Blood Lead Test By Age



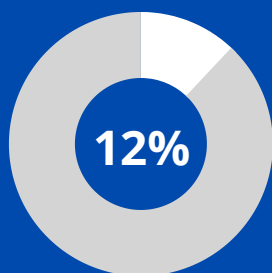
State vs County - Percent of Children Receiving a Blood Lead Test By Age



## RISK FACTORS

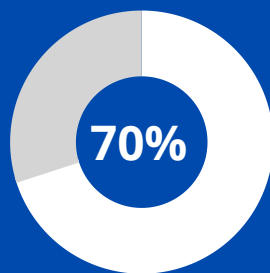


Pre-1979 Housing

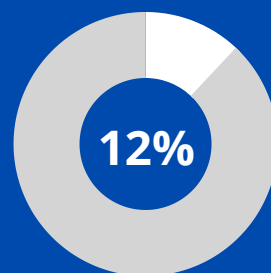


Population Below Poverty Level

## RISK FACTORS



Pre-1979 Housing



Population Below Poverty Level

\*Elevated Blood Lead Level is equal to or greater than 5 mcg/dL  
<https://www.cdc.gov/nceh/lead/data/blood-lead-reference-value.htm>  
 References:  
 Iowa Department of Public Health. (2018). Iowa Public Health Tracking Portal. Retrieved from <https://tracking.idph.iowa.gov/>  
 State Library of Iowa. (2018). American Community Survey: Poverty status in the past 12 months.  
 State Library of Iowa. (2018). American Community Survey: Year structure built.

\*Elevated Blood Lead Level is equal to or greater than 5 mcg/dL  
<https://www.cdc.gov/nceh/lead/data/blood-lead-reference-value.htm>  
 References:  
 Iowa Department of Public Health. (2018). Iowa Public Health Tracking Portal. Retrieved from <https://tracking.idph.iowa.gov/>  
 State Library of Iowa. (2018). American Community Survey: Poverty status in the past 12 months.  
 State Library of Iowa. (2018). American Community Survey: Year structure built.

890 children under 6 had a confirmed elevated blood lead level above 5 µg/dL in Iowa in 2018



That is enough to fill 12 school buses

Iowa Public Health Tracking Portal. (2018). Children Tested. Retrieved from <https://tracking.idph.iowa.gov/Health/Lead-Poisoning/Annual-Blood-Lead-Testing-Children-Under-6/Children-Tested>

890 children under 6 had a confirmed elevated blood lead level above 5 µg/dL in Iowa in 2018



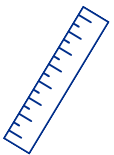
That is enough to fill 12 school buses

Iowa Public Health Tracking Portal. (2018). Children Tested. Retrieved from <https://tracking.idph.iowa.gov/Health/Lead-Poisoning/Annual-Blood-Lead-Testing-Children-Under-6/Children-Tested>

## HEALTH IMPACTS



Damage to brain & nervous system



Slowed growth & development



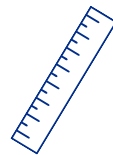
Hearing & speech problems



Learning & behavior problems



Damage to brain & nervous system



Slowed growth & development



Hearing & speech problems



Learning & behavior problems

# CHILDHOOD LEAD POISONING IS

100%

# PREVENTABLE

# CHILDHOOD LEAD POISONING IS

100%

# PREVENTABLE

# 2018 JASPER COUNTY IOWA LEAD REPORT CARD

# 2018 JASPER COUNTY IOWA LEAD REPORT CARD

OF ALL JASPER COUNTY CHILDREN 0 TO 6 YEARS OLD ONLY

## 26.1%

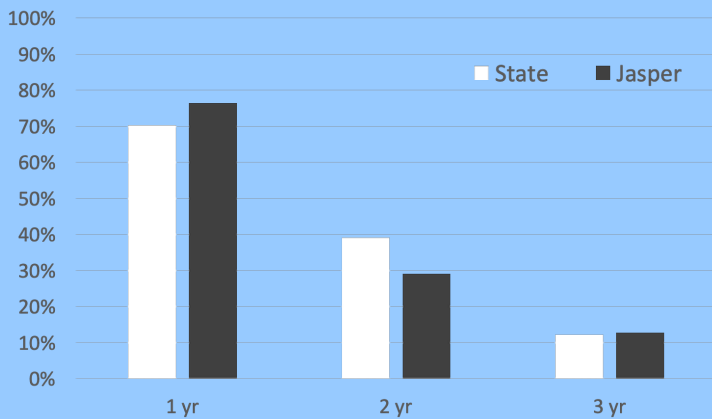
WERE TESTED FOR LEAD

OF ALL JASPER COUNTY CHILDREN 0 TO 6 YEARS OLD ONLY

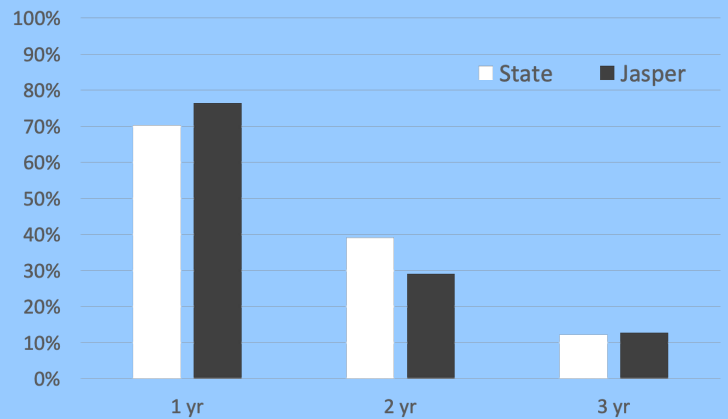
## 26.1%

WERE TESTED FOR LEAD

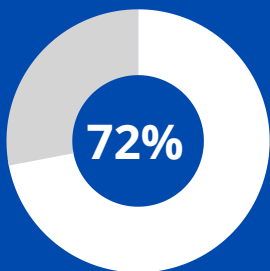
State vs County - Percent of Children Receiving a Blood Lead Test By Age



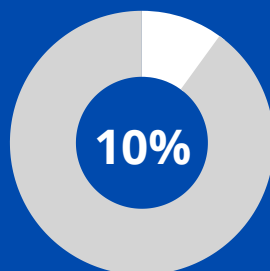
State vs County - Percent of Children Receiving a Blood Lead Test By Age



## RISK FACTORS

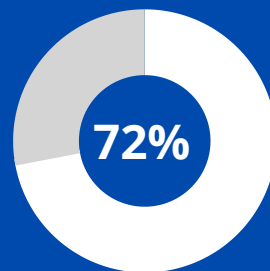


Pre-1979 Housing

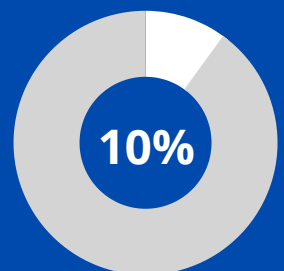


Population Below Poverty Level

## RISK FACTORS



Pre-1979 Housing



Population Below Poverty Level

\*Elevated Blood Lead Level is equal to or greater than 5 mcg/dL  
<https://www.cdc.gov/nceh/lead/data/blood-lead-reference-value.htm>  
 References:  
 Iowa Department of Public Health. (2018). Iowa Public Health Tracking Portal. Retrieved from <https://tracking.idph.iowa.gov/>  
 State Library of Iowa. (2018). American Community Survey: Poverty status in the past 12 months.  
 State Library of Iowa. (2018). American Community Survey: Year structure built.

\*Elevated Blood Lead Level is equal to or greater than 5 mcg/dL  
<https://www.cdc.gov/nceh/lead/data/blood-lead-reference-value.htm>  
 References:  
 Iowa Department of Public Health. (2018). Iowa Public Health Tracking Portal. Retrieved from <https://tracking.idph.iowa.gov/>  
 State Library of Iowa. (2018). American Community Survey: Poverty status in the past 12 months.  
 State Library of Iowa. (2018). American Community Survey: Year structure built.

890 children under 6 had a confirmed elevated blood lead level above 5 µg/dL in Iowa in 2018



That is enough to fill 12 school buses

Iowa Public Health Tracking Portal. (2018). Children Tested. Retrieved from <https://tracking.idph.iowa.gov/Health/Lead-Poisoning/Annual-Blood-Lead-Testing-Children-Under-6/Children-Tested>

890 children under 6 had a confirmed elevated blood lead level above 5 µg/dL in Iowa in 2018



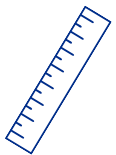
That is enough to fill 12 school buses

Iowa Public Health Tracking Portal. (2018). Children Tested. Retrieved from <https://tracking.idph.iowa.gov/Health/Lead-Poisoning/Annual-Blood-Lead-Testing-Children-Under-6/Children-Tested>

## HEALTH IMPACTS



Damage to brain & nervous system



Slowed growth & development



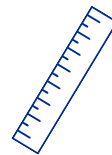
Hearing & speech problems



Learning & behavior problems



Damage to brain & nervous system



Slowed growth & development



Hearing & speech problems



Learning & behavior problems

# CHILDHOOD LEAD POISONING IS

100%

# PREVENTABLE

# CHILDHOOD LEAD POISONING IS

100%

# PREVENTABLE



# 2018 JEFFERSON COUNTY IOWA LEAD REPORT CARD

# 2018 JEFFERSON COUNTY IOWA LEAD REPORT CARD

OF ALL JEFFERSON COUNTY CHILDREN 0 TO 6 YEARS OLD ONLY

## 25.3%

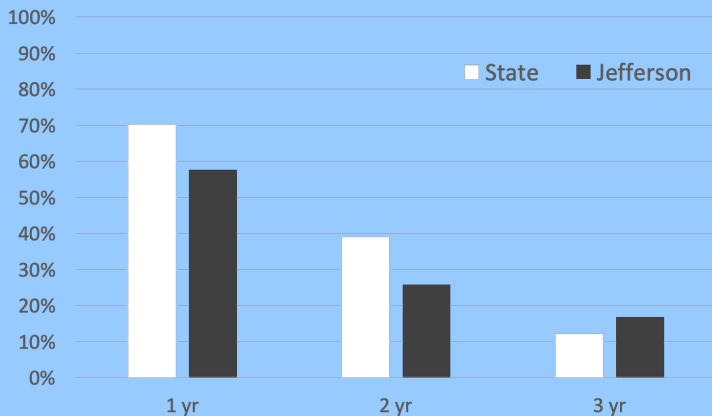
WERE TESTED FOR LEAD

OF ALL JEFFERSON COUNTY CHILDREN 0 TO 6 YEARS OLD ONLY

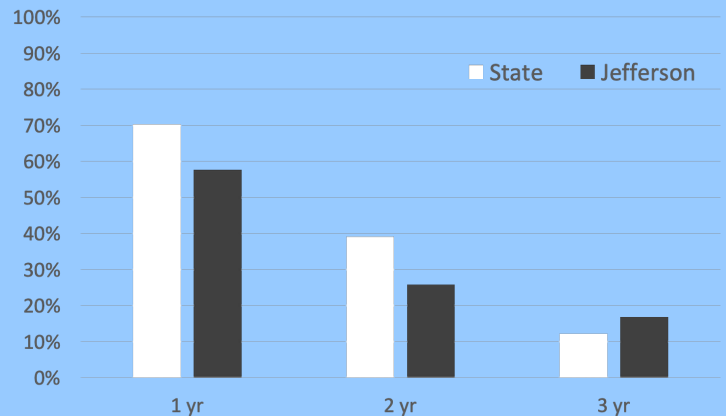
## 25.3%

WERE TESTED FOR LEAD

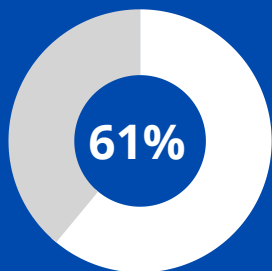
State vs County - Percent of Children Receiving a Blood Lead Test By Age



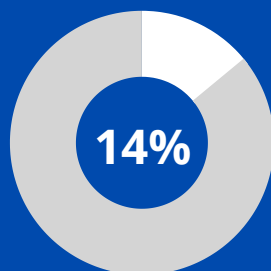
State vs County - Percent of Children Receiving a Blood Lead Test By Age



## RISK FACTORS

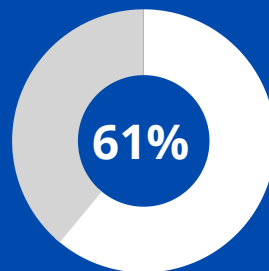


Pre-1979 Housing

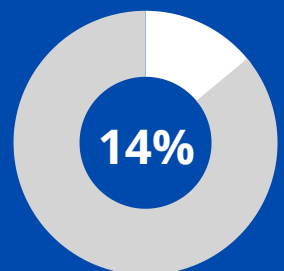


Population Below Poverty Level

## RISK FACTORS



Pre-1979 Housing



Population Below Poverty Level

\*Elevated Blood Lead Level is equal to or greater than 5 mcg/dL  
<https://www.cdc.gov/nceh/lead/data/blood-lead-reference-value.htm>  
 References:  
 Iowa Department of Public Health. (2018). Iowa Public Health Tracking Portal. Retrieved from <https://tracking.idph.iowa.gov/>  
 State Library of Iowa. (2018). American Community Survey: Poverty status in the past 12 months.  
 State Library of Iowa. (2018). American Community Survey: Year structure built.

\*Elevated Blood Lead Level is equal to or greater than 5 mcg/dL  
<https://www.cdc.gov/nceh/lead/data/blood-lead-reference-value.htm>  
 References:  
 Iowa Department of Public Health. (2018). Iowa Public Health Tracking Portal. Retrieved from <https://tracking.idph.iowa.gov/>  
 State Library of Iowa. (2018). American Community Survey: Poverty status in the past 12 months.  
 State Library of Iowa. (2018). American Community Survey: Year structure built.

890 children under 6 had a confirmed elevated blood lead level above 5 µg/dL in Iowa in 2018



That is enough to fill 12 school buses

Iowa Public Health Tracking Portal. (2018). Children Tested. Retrieved from <https://tracking.idph.iowa.gov/Health/Lead-Poisoning/Annual-Blood-Lead-Testing-Children-Under-6/Children-Tested>

890 children under 6 had a confirmed elevated blood lead level above 5 µg/dL in Iowa in 2018



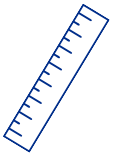
That is enough to fill 12 school buses

Iowa Public Health Tracking Portal. (2018). Children Tested. Retrieved from <https://tracking.idph.iowa.gov/Health/Lead-Poisoning/Annual-Blood-Lead-Testing-Children-Under-6/Children-Tested>

## HEALTH IMPACTS



Damage to brain & nervous system



Slowed growth & development



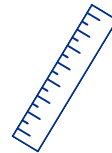
Hearing & speech problems



Learning & behavior problems



Damage to brain & nervous system



Slowed growth & development



Hearing & speech problems



Learning & behavior problems

# CHILDHOOD LEAD POISONING IS

100%

# PREVENTABLE

# CHILDHOOD LEAD POISONING IS

100%

# PREVENTABLE

# 2018 JOHNSON COUNTY IOWA LEAD REPORT CARD

# 2018 JOHNSON COUNTY IOWA LEAD REPORT CARD

OF ALL JOHNSON COUNTY CHILDREN 0 TO 6 YEARS OLD ONLY

## 23.9%

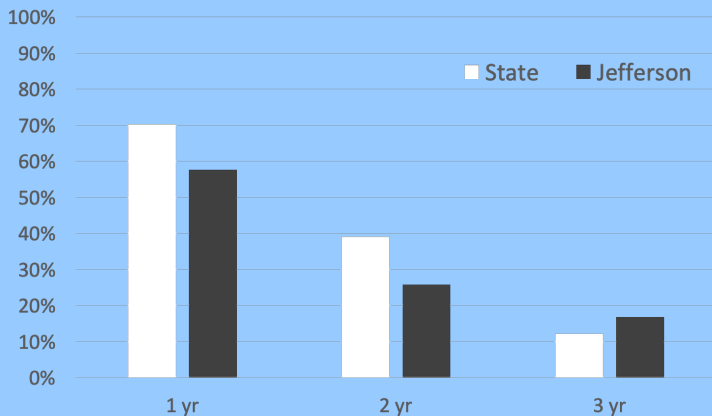
WERE TESTED FOR LEAD

OF ALL JOHNSON COUNTY CHILDREN 0 TO 6 YEARS OLD ONLY

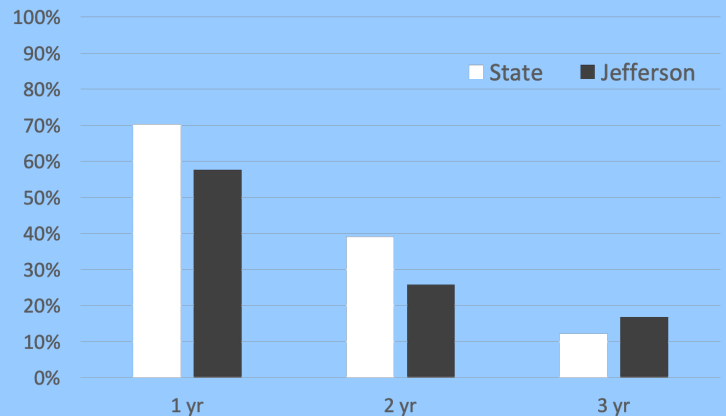
## 23.9%

WERE TESTED FOR LEAD

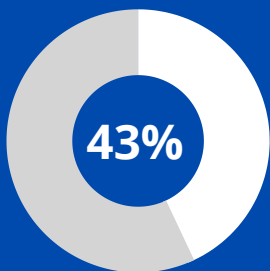
State vs County - Percent of Children Receiving a Blood Lead Test By Age



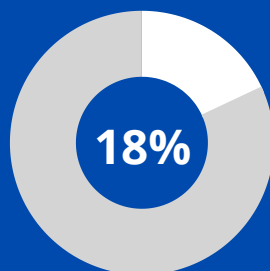
State vs County - Percent of Children Receiving a Blood Lead Test By Age



## RISK FACTORS

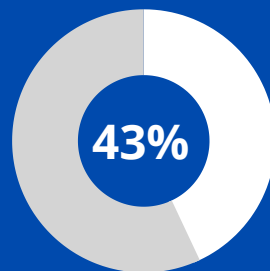


Pre-1979 Housing

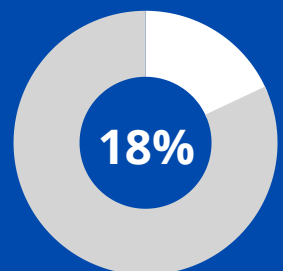


Population Below Poverty Level

## RISK FACTORS



Pre-1979 Housing



Population Below Poverty Level

\*Elevated Blood Lead Level is equal to or greater than 5 mcg/dL  
<https://www.cdc.gov/nceh/lead/data/blood-lead-reference-value.htm>  
 References:  
 Iowa Department of Public Health. (2018). Iowa Public Health Tracking Portal. Retrieved from <https://tracking.idph.iowa.gov/>  
 State Library of Iowa. (2018). American Community Survey: Poverty status in the past 12 months.  
 State Library of Iowa. (2018). American Community Survey: Year structure built.

\*Elevated Blood Lead Level is equal to or greater than 5 mcg/dL  
<https://www.cdc.gov/nceh/lead/data/blood-lead-reference-value.htm>  
 References:  
 Iowa Department of Public Health. (2018). Iowa Public Health Tracking Portal. Retrieved from <https://tracking.idph.iowa.gov/>  
 State Library of Iowa. (2018). American Community Survey: Poverty status in the past 12 months.  
 State Library of Iowa. (2018). American Community Survey: Year structure built.

890 children under 6 had a confirmed elevated blood lead level above 5 µg/dL in Iowa in 2018



That is enough to fill 12 school buses

Iowa Public Health Tracking Portal. (2018). Children Tested. Retrieved from <https://tracking.idph.iowa.gov/Health/Lead-Poisoning/Annual-Blood-Lead-Testing-Children-Under-6/Children-Tested>

890 children under 6 had a confirmed elevated blood lead level above 5 µg/dL in Iowa in 2018



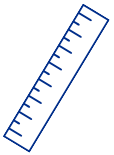
That is enough to fill 12 school buses

Iowa Public Health Tracking Portal. (2018). Children Tested. Retrieved from <https://tracking.idph.iowa.gov/Health/Lead-Poisoning/Annual-Blood-Lead-Testing-Children-Under-6/Children-Tested>

## HEALTH IMPACTS



Damage to brain & nervous system



Slowed growth & development



Hearing & speech problems



Learning & behavior problems



Damage to brain & nervous system



Slowed growth & development



Hearing & speech problems



Learning & behavior problems

# CHILDHOOD LEAD POISONING IS

100%

# PREVENTABLE

# CHILDHOOD LEAD POISONING IS

100%

# PREVENTABLE

# 2018 JONES COUNTY IOWA LEAD REPORT CARD

# 2018 JONES COUNTY IOWA LEAD REPORT CARD

OF ALL JONES COUNTY CHILDREN 0 TO 6 YEARS OLD ONLY

## 28.2%

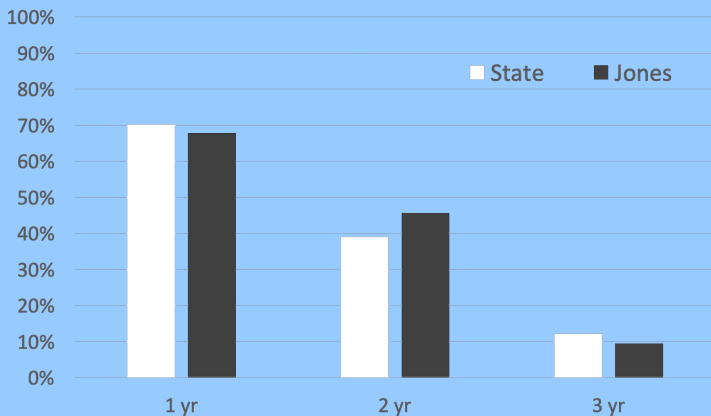
WERE TESTED FOR LEAD

OF ALL JONES COUNTY CHILDREN 0 TO 6 YEARS OLD ONLY

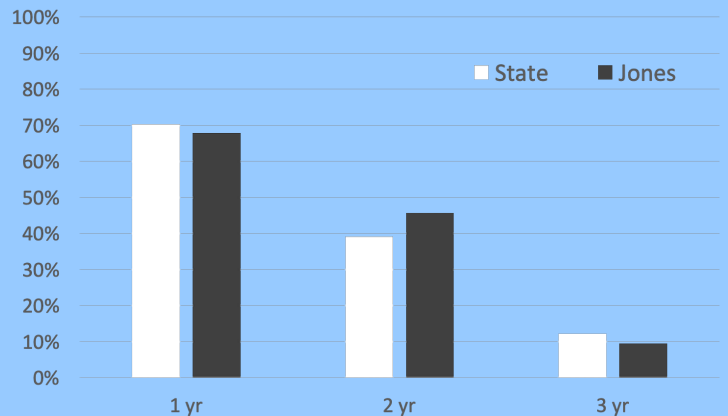
## 28.2%

WERE TESTED FOR LEAD

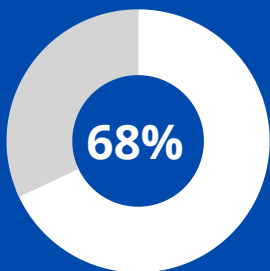
State vs County - Percent of Children Receiving a Blood Lead Test By Age



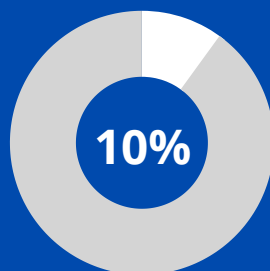
State vs County - Percent of Children Receiving a Blood Lead Test By Age



## RISK FACTORS

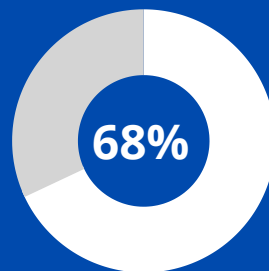


Pre-1979 Housing

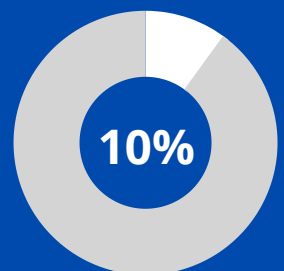


Population Below Poverty Level

## RISK FACTORS



Pre-1979 Housing



Population Below Poverty Level

\*Elevated Blood Lead Level is equal to or greater than 5 mcg/dL  
<https://www.cdc.gov/nceh/lead/data/blood-lead-reference-value.htm>  
 References:  
 Iowa Department of Public Health. (2018). Iowa Public Health Tracking Portal. Retrieved from <https://tracking.idph.iowa.gov/>  
 State Library of Iowa. (2018). American Community Survey: Poverty status in the past 12 months.  
 State Library of Iowa. (2018). American Community Survey: Year structure built.

\*Elevated Blood Lead Level is equal to or greater than 5 mcg/dL  
<https://www.cdc.gov/nceh/lead/data/blood-lead-reference-value.htm>  
 References:  
 Iowa Department of Public Health. (2018). Iowa Public Health Tracking Portal. Retrieved from <https://tracking.idph.iowa.gov/>  
 State Library of Iowa. (2018). American Community Survey: Poverty status in the past 12 months.  
 State Library of Iowa. (2018). American Community Survey: Year structure built.

890 children under 6 had a confirmed elevated blood lead level above 5 µg/dL in Iowa in 2018



That is enough to fill 12 school buses

Iowa Public Health Tracking Portal. (2018). Children Tested. Retrieved from <https://tracking.idph.iowa.gov/Health/Lead-Poisoning/Annual-Blood-Lead-Testing-Children-Under-6/Children-Tested>

890 children under 6 had a confirmed elevated blood lead level above 5 µg/dL in Iowa in 2018



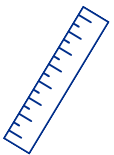
That is enough to fill 12 school buses

Iowa Public Health Tracking Portal. (2018). Children Tested. Retrieved from <https://tracking.idph.iowa.gov/Health/Lead-Poisoning/Annual-Blood-Lead-Testing-Children-Under-6/Children-Tested>

## HEALTH IMPACTS



Damage to brain & nervous system



Slowed growth & development



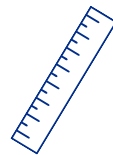
Hearing & speech problems



Learning & behavior problems



Damage to brain & nervous system



Slowed growth & development



Hearing & speech problems



Learning & behavior problems

# CHILDHOOD LEAD POISONING IS

100%

# PREVENTABLE

# CHILDHOOD LEAD POISONING IS

100%

# PREVENTABLE

# 2018 KEOKUK COUNTY IOWA LEAD REPORT CARD

# 2018 KEOKUK COUNTY IOWA LEAD REPORT CARD

OF ALL KEOKUK COUNTY CHILDREN 0 TO 6 YEARS OLD ONLY

## 31.6%

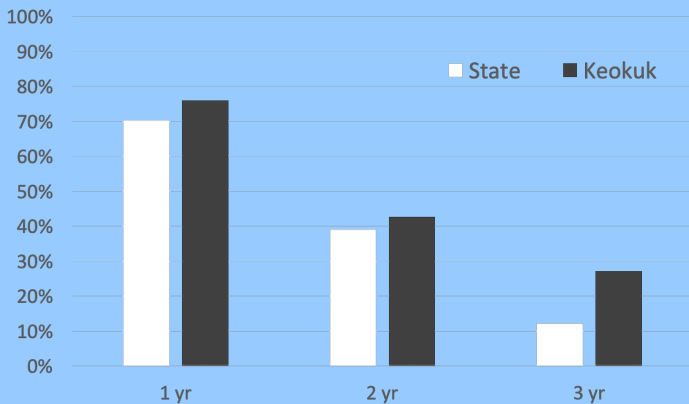
WERE TESTED FOR LEAD

OF ALL KEOKUK COUNTY CHILDREN 0 TO 6 YEARS OLD ONLY

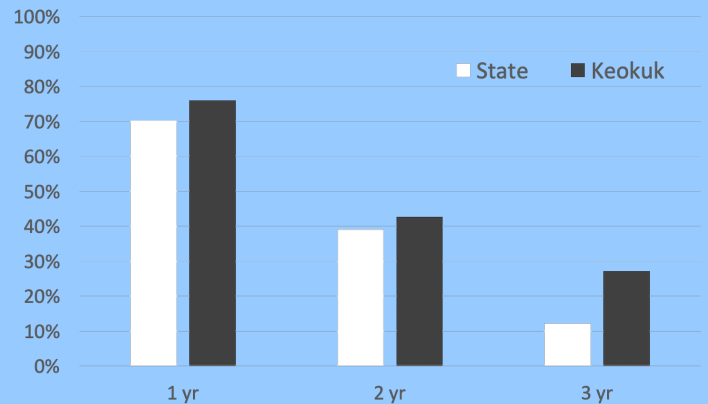
## 31.6%

WERE TESTED FOR LEAD

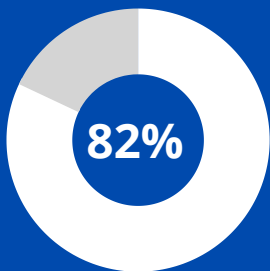
State vs County - Percent of Children Receiving a Blood Lead Test By Age



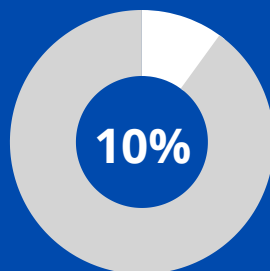
State vs County - Percent of Children Receiving a Blood Lead Test By Age



## RISK FACTORS

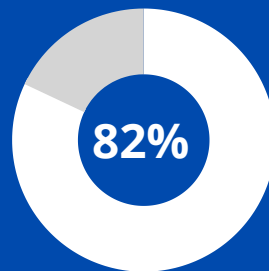


Pre-1979 Housing

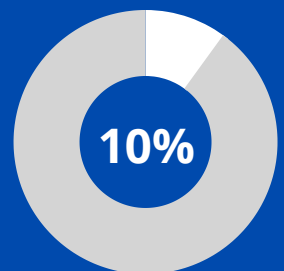


Population Below Poverty Level

## RISK FACTORS



Pre-1979 Housing



Population Below Poverty Level

\*Elevated Blood Lead Level is equal to or greater than 5 mcg/dL  
<https://www.cdc.gov/nceh/lead/data/blood-lead-reference-value.htm>  
 References:  
 Iowa Department of Public Health. (2018). Iowa Public Health Tracking Portal. Retrieved from <https://tracking.idph.iowa.gov/>  
 State Library of Iowa. (2018). American Community Survey: Poverty status in the past 12 months.  
 State Library of Iowa. (2018). American Community Survey: Year structure built.

\*Elevated Blood Lead Level is equal to or greater than 5 mcg/dL  
<https://www.cdc.gov/nceh/lead/data/blood-lead-reference-value.htm>  
 References:  
 Iowa Department of Public Health. (2018). Iowa Public Health Tracking Portal. Retrieved from <https://tracking.idph.iowa.gov/>  
 State Library of Iowa. (2018). American Community Survey: Poverty status in the past 12 months.  
 State Library of Iowa. (2018). American Community Survey: Year structure built.

890 children under 6 had a confirmed elevated blood lead level above 5 µg/dL in Iowa in 2018



That is enough to fill 12 school buses

Iowa Public Health Tracking Portal. (2018). Children Tested. Retrieved from <https://tracking.idph.iowa.gov/Health/Lead-Poisoning/Annual-Blood-Lead-Testing-Children-Under-6/Children-Tested>

890 children under 6 had a confirmed elevated blood lead level above 5 µg/dL in Iowa in 2018



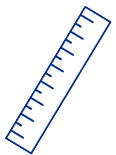
That is enough to fill 12 school buses

Iowa Public Health Tracking Portal. (2018). Children Tested. Retrieved from <https://tracking.idph.iowa.gov/Health/Lead-Poisoning/Annual-Blood-Lead-Testing-Children-Under-6/Children-Tested>

## HEALTH IMPACTS



Damage to brain & nervous system



Slowed growth & development



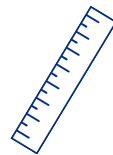
Hearing & speech problems



Learning & behavior problems



Damage to brain & nervous system



Slowed growth & development



Hearing & speech problems



Learning & behavior problems

# CHILDHOOD LEAD POISONING IS

100%

# PREVENTABLE

# CHILDHOOD LEAD POISONING IS

100%

# PREVENTABLE



# 2018 KOSSUTH COUNTY IOWA LEAD REPORT CARD

# 2018 KOSSUTH COUNTY IOWA LEAD REPORT CARD

OF ALL KOSSUTH COUNTY CHILDREN 0 TO 6 YEARS OLD ONLY

## 18.8%

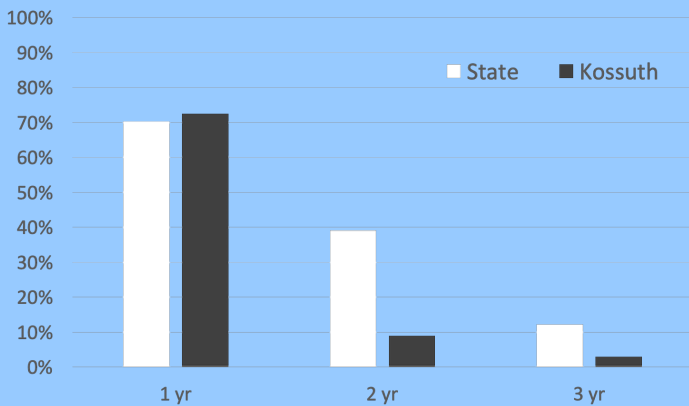
WERE TESTED FOR LEAD

OF ALL KOSSUTH COUNTY CHILDREN 0 TO 6 YEARS OLD ONLY

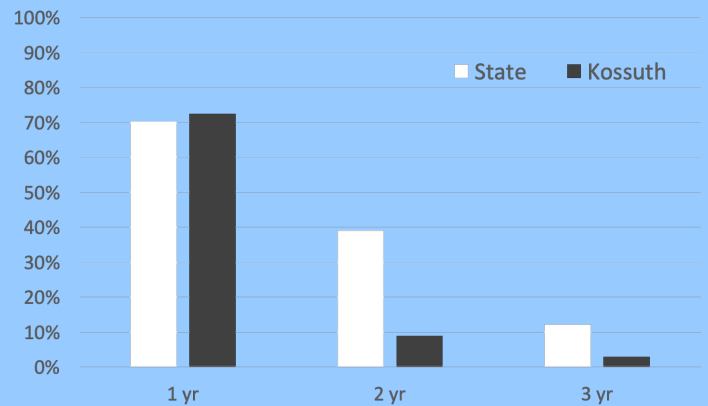
## 18.8%

WERE TESTED FOR LEAD

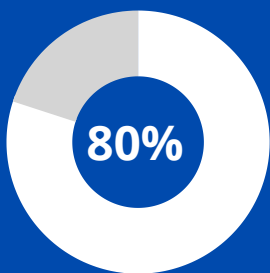
State vs County - Percent of Children Receiving a Blood Lead Test By Age



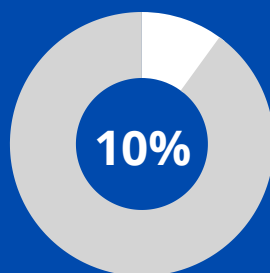
State vs County - Percent of Children Receiving a Blood Lead Test By Age



## RISK FACTORS

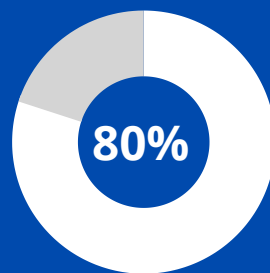


Pre-1979 Housing

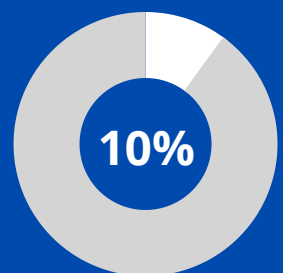


Population Below Poverty Level

## RISK FACTORS



Pre-1979 Housing



Population Below Poverty Level

\*Elevated Blood Lead Level is equal to or greater than 5 mcg/dL  
<https://www.cdc.gov/nceh/lead/data/blood-lead-reference-value.htm>  
 References:  
 Iowa Department of Public Health. (2018). Iowa Public Health Tracking Portal. Retrieved from <https://tracking.idph.iowa.gov/>  
 State Library of Iowa. (2018). American Community Survey: Poverty status in the past 12 months.  
 State Library of Iowa. (2018). American Community Survey: Year structure built.

\*Elevated Blood Lead Level is equal to or greater than 5 mcg/dL  
<https://www.cdc.gov/nceh/lead/data/blood-lead-reference-value.htm>  
 References:  
 Iowa Department of Public Health. (2018). Iowa Public Health Tracking Portal. Retrieved from <https://tracking.idph.iowa.gov/>  
 State Library of Iowa. (2018). American Community Survey: Poverty status in the past 12 months.  
 State Library of Iowa. (2018). American Community Survey: Year structure built.

890 children under 6 had a confirmed elevated blood lead level above 5 µg/dL in Iowa in 2018



That is enough to fill 12 school buses

Iowa Public Health Tracking Portal. (2018). Children Tested. Retrieved from <https://tracking.idph.iowa.gov/Health/Lead-Poisoning/Annual-Blood-Lead-Testing-Children-Under-6/Children-Tested>

890 children under 6 had a confirmed elevated blood lead level above 5 µg/dL in Iowa in 2018



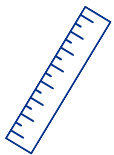
That is enough to fill 12 school buses

Iowa Public Health Tracking Portal. (2018). Children Tested. Retrieved from <https://tracking.idph.iowa.gov/Health/Lead-Poisoning/Annual-Blood-Lead-Testing-Children-Under-6/Children-Tested>

## HEALTH IMPACTS



Damage to brain & nervous system



Slowed growth & development



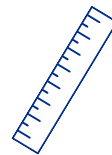
Hearing & speech problems



Learning & behavior problems



Damage to brain & nervous system



Slowed growth & development



Hearing & speech problems



Learning & behavior problems

# CHILDHOOD LEAD POISONING IS

100%

# PREVENTABLE

# CHILDHOOD LEAD POISONING IS

100%

# PREVENTABLE

# 2018 LEE COUNTY IOWA LEAD REPORT CARD

# 2018 LEE COUNTY IOWA LEAD REPORT CARD

OF ALL LEE COUNTY CHILDREN  
0 TO 6 YEARS OLD ONLY

# 32.5%

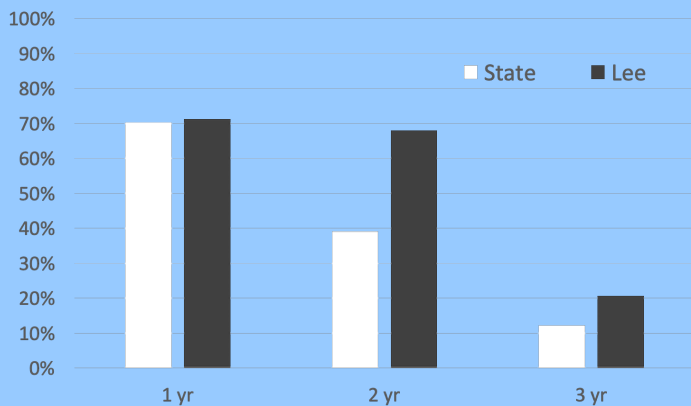
WERE TESTED FOR LEAD

OF ALL LEE COUNTY CHILDREN  
0 TO 6 YEARS OLD ONLY

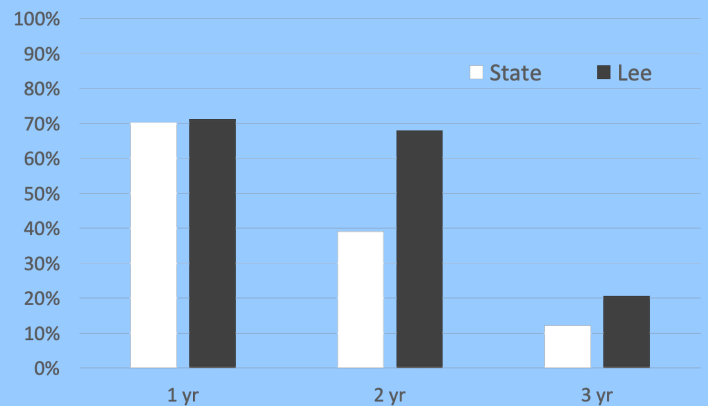
# 32.5%

WERE TESTED FOR LEAD

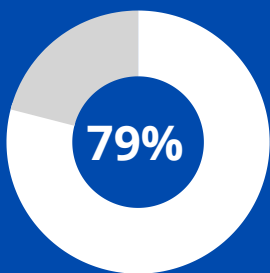
State vs County - Percent of Children  
Receiving a Blood Lead Test By Age



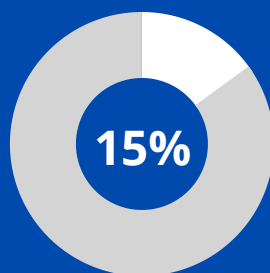
State vs County - Percent of Children  
Receiving a Blood Lead Test By Age



## RISK FACTORS

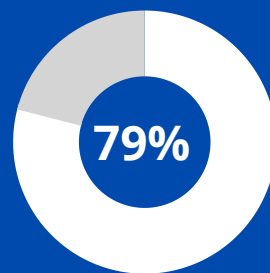


Pre-1979 Housing

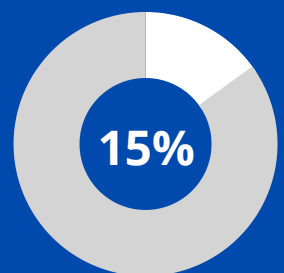


Population Below  
Poverty Level

## RISK FACTORS



Pre-1979 Housing



Population Below  
Poverty Level

\*Elevated Blood Lead Level is equal to or greater than 5 mcg/dL  
<https://www.cdc.gov/nceh/lead/data/blood-lead-reference-value.htm>  
 References:  
 Iowa Department of Public Health. (2018). Iowa Public Health Tracking Portal. Retrieved from <https://tracking.idph.iowa.gov/>  
 State Library of Iowa. (2018). American Community Survey: Poverty status in the past 12 months.  
 State Library of Iowa. (2018). American Community Survey: Year structure built.

\*Elevated Blood Lead Level is equal to or greater than 5 mcg/dL  
<https://www.cdc.gov/nceh/lead/data/blood-lead-reference-value.htm>  
 References:  
 Iowa Department of Public Health. (2018). Iowa Public Health Tracking Portal. Retrieved from <https://tracking.idph.iowa.gov/>  
 State Library of Iowa. (2018). American Community Survey: Poverty status in the past 12 months.  
 State Library of Iowa. (2018). American Community Survey: Year structure built.

890 children under 6 had a confirmed elevated blood lead level above 5 µg/dL in Iowa in 2018



That is enough to fill 12 school buses

Iowa Public Health Tracking Portal. (2018). Children Tested. Retrieved from <https://tracking.idph.iowa.gov/Health/Lead-Poisoning/Annual-Blood-Lead-Testing-Children-Under-6/Children-Tested>

890 children under 6 had a confirmed elevated blood lead level above 5 µg/dL in Iowa in 2018



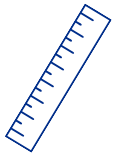
That is enough to fill 12 school buses

Iowa Public Health Tracking Portal. (2018). Children Tested. Retrieved from <https://tracking.idph.iowa.gov/Health/Lead-Poisoning/Annual-Blood-Lead-Testing-Children-Under-6/Children-Tested>

## HEALTH IMPACTS



Damage to brain & nervous system



Slowed growth & development



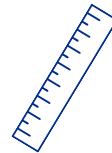
Hearing & speech problems



Learning & behavior problems



Damage to brain & nervous system



Slowed growth & development



Hearing & speech problems



Learning & behavior problems

# CHILDHOOD LEAD POISONING IS

100%

# PREVENTABLE

# CHILDHOOD LEAD POISONING IS

100%

# PREVENTABLE

# 2018 LINN COUNTY IOWA LEAD REPORT CARD

# 2018 LINN COUNTY IOWA LEAD REPORT CARD

OF ALL LINN COUNTY CHILDREN  
0 TO 6 YEARS OLD ONLY

## 27.2%

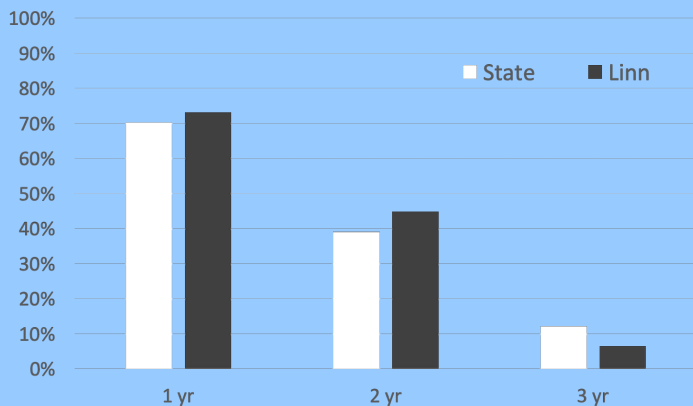
WERE TESTED FOR LEAD

OF ALL LINN COUNTY CHILDREN  
0 TO 6 YEARS OLD ONLY

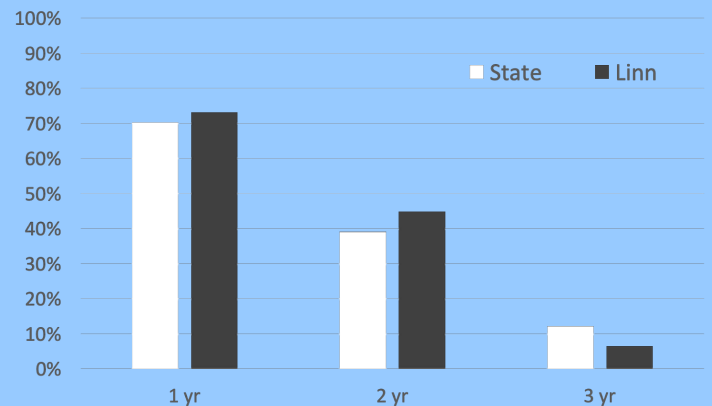
## 27.2%

WERE TESTED FOR LEAD

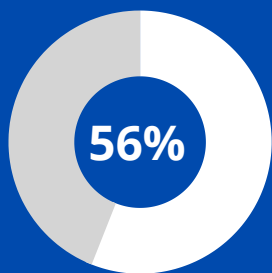
State vs County - Percent of Children  
Receiving a Blood Lead Test By Age



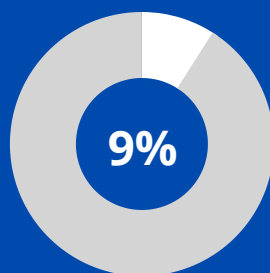
State vs County - Percent of Children  
Receiving a Blood Lead Test By Age



## RISK FACTORS

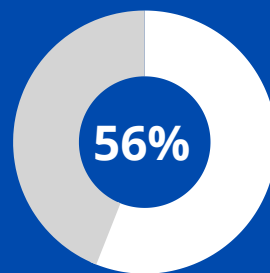


Pre-1979 Housing

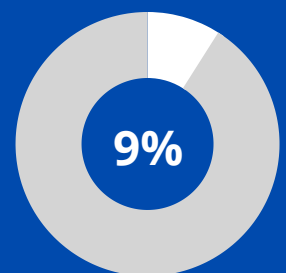


Population Below  
Poverty Level

## RISK FACTORS



Pre-1979 Housing



Population Below  
Poverty Level

\*Elevated Blood Lead Level is equal to or greater than 5 mcg/dL  
<https://www.cdc.gov/nceh/lead/data/blood-lead-reference-value.htm>  
 References:  
 Iowa Department of Public Health. (2018). Iowa Public Health Tracking Portal. Retrieved from <https://tracking.idph.iowa.gov/>  
 State Library of Iowa. (2018). American Community Survey: Poverty status in the past 12 months.  
 State Library of Iowa. (2018). American Community Survey: Year structure built.

\*Elevated Blood Lead Level is equal to or greater than 5 mcg/dL  
<https://www.cdc.gov/nceh/lead/data/blood-lead-reference-value.htm>  
 References:  
 Iowa Department of Public Health. (2018). Iowa Public Health Tracking Portal. Retrieved from <https://tracking.idph.iowa.gov/>  
 State Library of Iowa. (2018). American Community Survey: Poverty status in the past 12 months.  
 State Library of Iowa. (2018). American Community Survey: Year structure built.

890 children under 6 had a confirmed elevated blood lead level above 5 µg/dL in Iowa in 2018



That is enough to fill 12 school buses

Iowa Public Health Tracking Portal. (2018). Children Tested. Retrieved from <https://tracking.idph.iowa.gov/Health/Lead-Poisoning/Annual-Blood-Lead-Testing-Children-Under-6/Children-Tested>

890 children under 6 had a confirmed elevated blood lead level above 5 µg/dL in Iowa in 2018



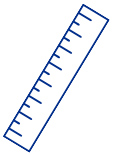
That is enough to fill 12 school buses

Iowa Public Health Tracking Portal. (2018). Children Tested. Retrieved from <https://tracking.idph.iowa.gov/Health/Lead-Poisoning/Annual-Blood-Lead-Testing-Children-Under-6/Children-Tested>

## HEALTH IMPACTS



Damage to brain & nervous system



Slowed growth & development



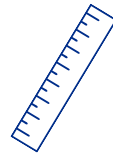
Hearing & speech problems



Learning & behavior problems



Damage to brain & nervous system



Slowed growth & development



Hearing & speech problems



Learning & behavior problems

# CHILDHOOD LEAD POISONING IS

100%

# PREVENTABLE

# CHILDHOOD LEAD POISONING IS

100%

# PREVENTABLE

# 2018 LOUISA COUNTY IOWA LEAD REPORT CARD

# 2018 LOUISA COUNTY IOWA LEAD REPORT CARD

OF ALL LOUISA COUNTY CHILDREN 0 TO 6 YEARS OLD ONLY

## 29.0%

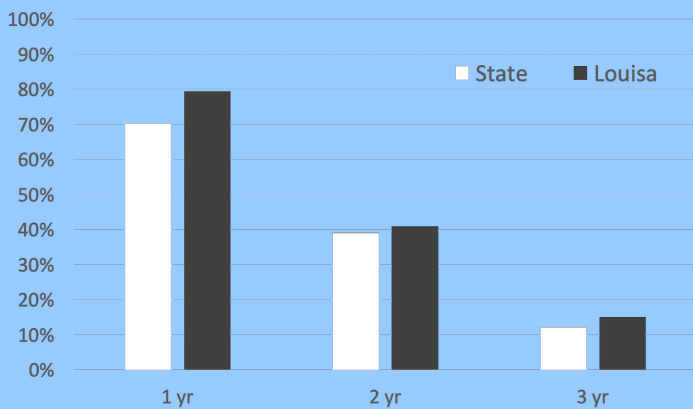
WERE TESTED FOR LEAD

OF ALL LOUISA COUNTY CHILDREN 0 TO 6 YEARS OLD ONLY

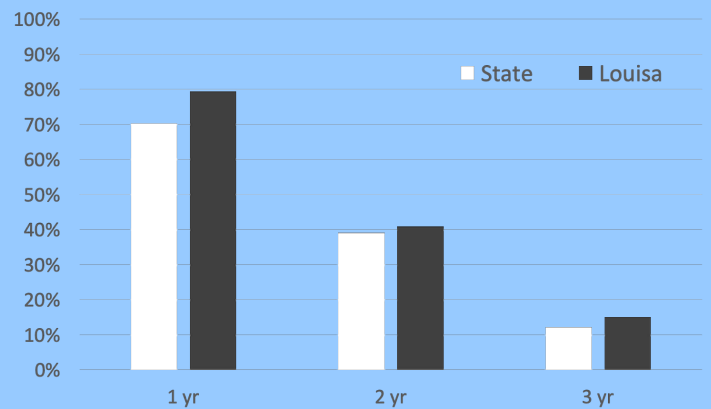
## 29.0%

WERE TESTED FOR LEAD

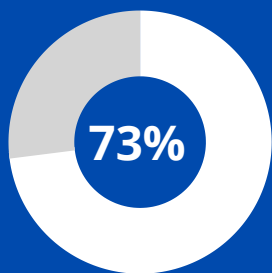
State vs County - Percent of Children Receiving a Blood Lead Test By Age



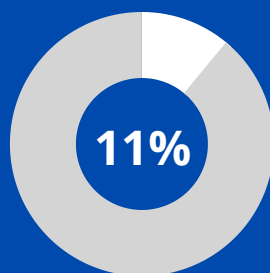
State vs County - Percent of Children Receiving a Blood Lead Test By Age



## RISK FACTORS

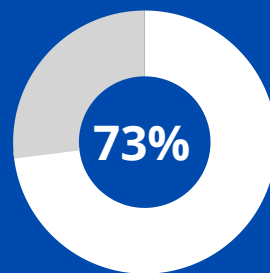


Pre-1979 Housing

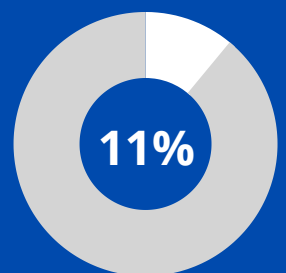


Population Below Poverty Level

## RISK FACTORS



Pre-1979 Housing



Population Below Poverty Level

\*Elevated Blood Lead Level is equal to or greater than 5 mcg/dL  
<https://www.cdc.gov/nceh/lead/data/blood-lead-reference-value.htm>  
 References:  
 Iowa Department of Public Health. (2018). Iowa Public Health Tracking Portal. Retrieved from <https://tracking.idph.iowa.gov/>  
 State Library of Iowa. (2018). American Community Survey: Poverty status in the past 12 months.  
 State Library of Iowa. (2018). American Community Survey: Year structure built.

\*Elevated Blood Lead Level is equal to or greater than 5 mcg/dL  
<https://www.cdc.gov/nceh/lead/data/blood-lead-reference-value.htm>  
 References:  
 Iowa Department of Public Health. (2018). Iowa Public Health Tracking Portal. Retrieved from <https://tracking.idph.iowa.gov/>  
 State Library of Iowa. (2018). American Community Survey: Poverty status in the past 12 months.  
 State Library of Iowa. (2018). American Community Survey: Year structure built.

890 children under 6 had a confirmed elevated blood lead level above 5 µg/dL in Iowa in 2018



That is enough to fill 12 school buses

Iowa Public Health Tracking Portal. (2018). Children Tested. Retrieved from <https://tracking.idph.iowa.gov/Health/Lead-Poisoning/Annual-Blood-Lead-Testing-Children-Under-6/Children-Tested>

890 children under 6 had a confirmed elevated blood lead level above 5 µg/dL in Iowa in 2018



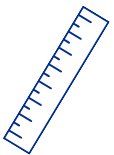
That is enough to fill 12 school buses

Iowa Public Health Tracking Portal. (2018). Children Tested. Retrieved from <https://tracking.idph.iowa.gov/Health/Lead-Poisoning/Annual-Blood-Lead-Testing-Children-Under-6/Children-Tested>

## HEALTH IMPACTS



Damage to brain & nervous system



Slowed growth & development



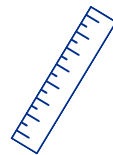
Hearing & speech problems



Learning & behavior problems



Damage to brain & nervous system



Slowed growth & development



Hearing & speech problems



Learning & behavior problems

# CHILDHOOD LEAD POISONING IS

100%

# PREVENTABLE

# CHILDHOOD LEAD POISONING IS

100%

# PREVENTABLE



# 2018 LUCAS COUNTY IOWA LEAD REPORT CARD

# 2018 LUCAS COUNTY IOWA LEAD REPORT CARD

OF ALL LUCAS COUNTY CHILDREN  
0 TO 6 YEARS OLD ONLY

# 16.8%

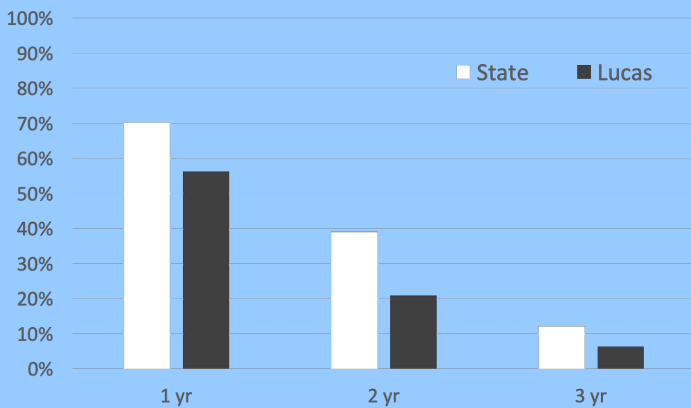
WERE TESTED FOR LEAD

OF ALL LUCAS COUNTY CHILDREN  
0 TO 6 YEARS OLD ONLY

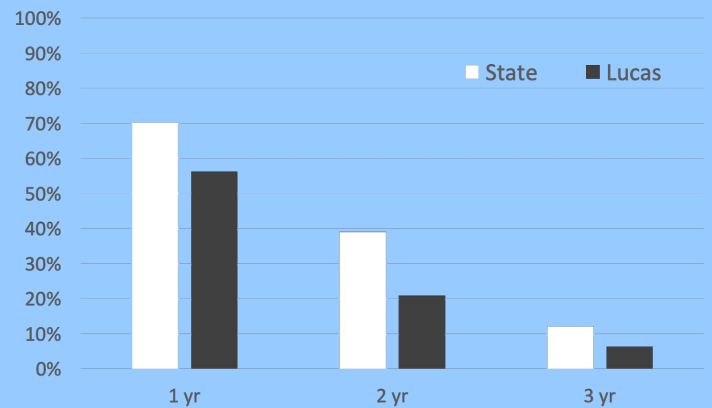
# 16.8%

WERE TESTED FOR LEAD

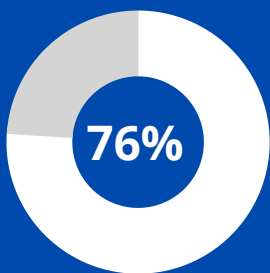
State vs County - Percent of Children  
Receiving a Blood Lead Test By Age



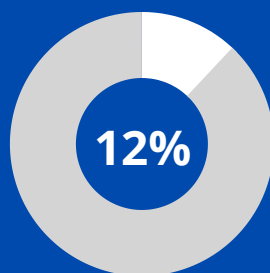
State vs County - Percent of Children  
Receiving a Blood Lead Test By Age



## RISK FACTORS

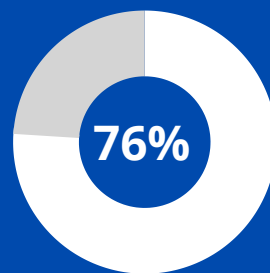


Pre-1979 Housing

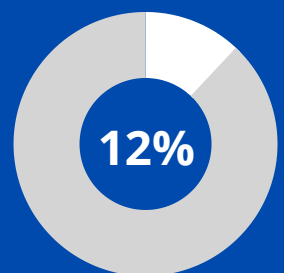


Population Below  
Poverty Level

## RISK FACTORS



Pre-1979 Housing



Population Below  
Poverty Level

\*Elevated Blood Lead Level is equal to or greater than 5 mcg/dL  
<https://www.cdc.gov/nceh/lead/data/blood-lead-reference-value.htm>  
 References:  
 Iowa Department of Public Health. (2018). Iowa Public Health Tracking Portal. Retrieved from <https://tracking.idph.iowa.gov/>  
 State Library of Iowa. (2018). American Community Survey: Poverty status in the past 12 months.  
 State Library of Iowa. (2018). American Community Survey: Year structure built.

\*Elevated Blood Lead Level is equal to or greater than 5 mcg/dL  
<https://www.cdc.gov/nceh/lead/data/blood-lead-reference-value.htm>  
 References:  
 Iowa Department of Public Health. (2018). Iowa Public Health Tracking Portal. Retrieved from <https://tracking.idph.iowa.gov/>  
 State Library of Iowa. (2018). American Community Survey: Poverty status in the past 12 months.  
 State Library of Iowa. (2018). American Community Survey: Year structure built.

890 children under 6 had a confirmed elevated blood lead level above 5 µg/dL in Iowa in 2018



That is enough to fill 12 school buses

Iowa Public Health Tracking Portal. (2018). Children Tested. Retrieved from <https://tracking.idph.iowa.gov/Health/Lead-Poisoning/Annual-Blood-Lead-Testing-Children-Under-6/Children-Tested>

890 children under 6 had a confirmed elevated blood lead level above 5 µg/dL in Iowa in 2018



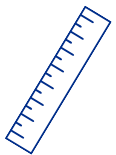
That is enough to fill 12 school buses

Iowa Public Health Tracking Portal. (2018). Children Tested. Retrieved from <https://tracking.idph.iowa.gov/Health/Lead-Poisoning/Annual-Blood-Lead-Testing-Children-Under-6/Children-Tested>

## HEALTH IMPACTS



Damage to brain & nervous system



Slowed growth & development



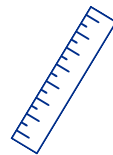
Hearing & speech problems



Learning & behavior problems



Damage to brain & nervous system



Slowed growth & development



Hearing & speech problems



Learning & behavior problems

# CHILDHOOD LEAD POISONING IS

100%

# PREVENTABLE

# CHILDHOOD LEAD POISONING IS

100%

# PREVENTABLE

# 2018 LYON COUNTY IOWA LEAD REPORT CARD

# 2018 LYON COUNTY IOWA LEAD REPORT CARD

OF ALL LYON COUNTY CHILDREN 0 TO 6 YEARS OLD ONLY

# 19.9%

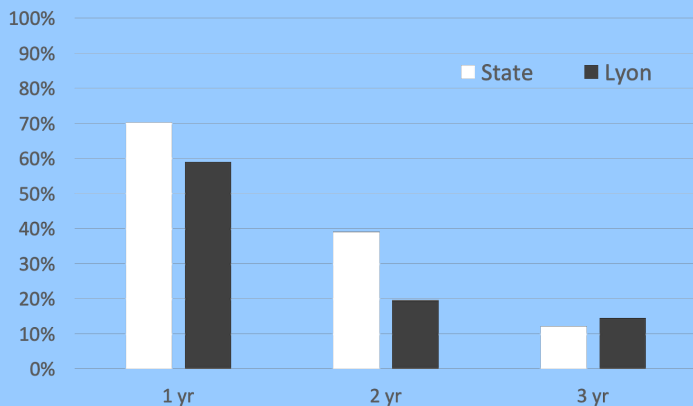
WERE TESTED FOR LEAD

OF ALL LYON COUNTY CHILDREN 0 TO 6 YEARS OLD ONLY

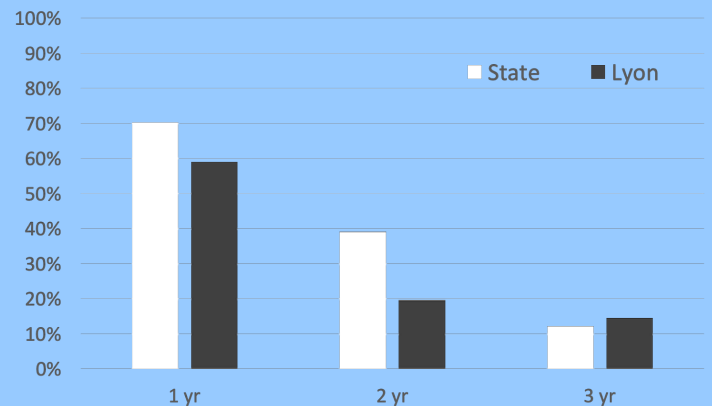
# 19.9%

WERE TESTED FOR LEAD

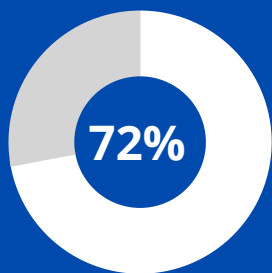
State vs County - Percent of Children Receiving a Blood Lead Test By Age



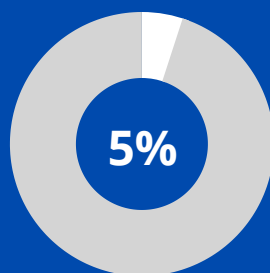
State vs County - Percent of Children Receiving a Blood Lead Test By Age



## RISK FACTORS

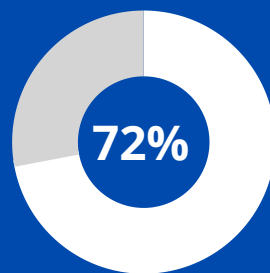


Pre-1979 Housing

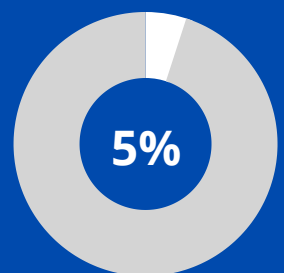


Population Below Poverty Level

## RISK FACTORS



Pre-1979 Housing



Population Below Poverty Level

\*Elevated Blood Lead Level is equal to or greater than 5 mcg/dL  
<https://www.cdc.gov/nceh/lead/data/blood-lead-reference-value.htm>  
 References:  
 Iowa Department of Public Health. (2018). Iowa Public Health Tracking Portal. Retrieved from <https://tracking.idph.iowa.gov/>  
 State Library of Iowa. (2018). American Community Survey: Poverty status in the past 12 months.  
 State Library of Iowa. (2018). American Community Survey: Year structure built.

\*Elevated Blood Lead Level is equal to or greater than 5 mcg/dL  
<https://www.cdc.gov/nceh/lead/data/blood-lead-reference-value.htm>  
 References:  
 Iowa Department of Public Health. (2018). Iowa Public Health Tracking Portal. Retrieved from <https://tracking.idph.iowa.gov/>  
 State Library of Iowa. (2018). American Community Survey: Poverty status in the past 12 months.  
 State Library of Iowa. (2018). American Community Survey: Year structure built.

890 children under 6 had a confirmed elevated blood lead level above 5 µg/dL in Iowa in 2018



That is enough to fill 12 school buses

Iowa Public Health Tracking Portal. (2018). Children Tested. Retrieved from <https://tracking.idph.iowa.gov/Health/Lead-Poisoning/Annual-Blood-Lead-Testing-Children-Under-6/Children-Tested>

890 children under 6 had a confirmed elevated blood lead level above 5 µg/dL in Iowa in 2018



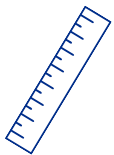
That is enough to fill 12 school buses

Iowa Public Health Tracking Portal. (2018). Children Tested. Retrieved from <https://tracking.idph.iowa.gov/Health/Lead-Poisoning/Annual-Blood-Lead-Testing-Children-Under-6/Children-Tested>

## HEALTH IMPACTS



Damage to brain & nervous system



Slowed growth & development



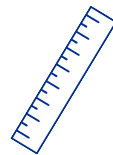
Hearing & speech problems



Learning & behavior problems



Damage to brain & nervous system



Slowed growth & development



Hearing & speech problems



Learning & behavior problems

# CHILDHOOD LEAD POISONING IS

100%

# PREVENTABLE

# CHILDHOOD LEAD POISONING IS

100%

# PREVENTABLE

# 2018 MADISON COUNTY IOWA LEAD REPORT CARD

# 2018 MADISON COUNTY IOWA LEAD REPORT CARD

OF ALL MADISON COUNTY CHILDREN 0 TO 6 YEARS OLD ONLY

## 21.5%

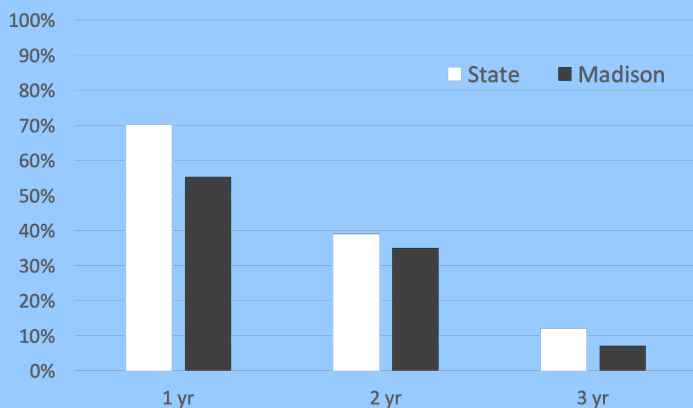
WERE TESTED FOR LEAD

OF ALL MADISON COUNTY CHILDREN 0 TO 6 YEARS OLD ONLY

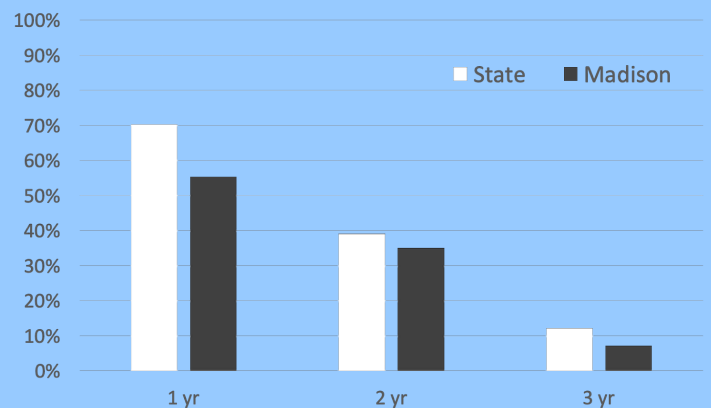
## 21.5%

WERE TESTED FOR LEAD

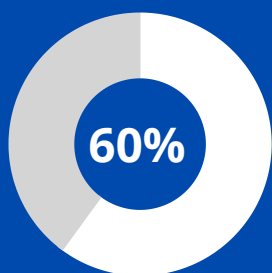
State vs County - Percent of Children Receiving a Blood Lead Test By Age



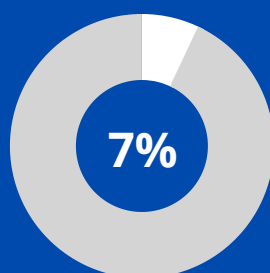
State vs County - Percent of Children Receiving a Blood Lead Test By Age



## RISK FACTORS

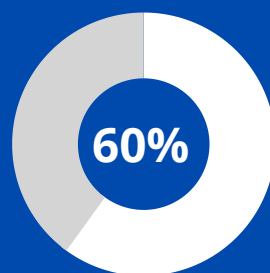


Pre-1979 Housing

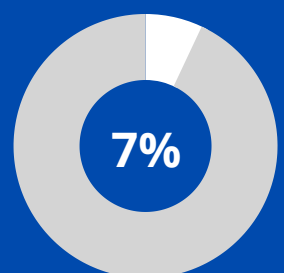


Population Below Poverty Level

## RISK FACTORS



Pre-1979 Housing



Population Below Poverty Level

\*Elevated Blood Lead Level is equal to or greater than 5 mcg/dL  
<https://www.cdc.gov/nceh/lead/data/blood-lead-reference-value.htm>  
 References:  
 Iowa Department of Public Health. (2018). Iowa Public Health Tracking Portal. Retrieved from <https://tracking.idph.iowa.gov/>  
 State Library of Iowa. (2018). American Community Survey: Poverty status in the past 12 months.  
 State Library of Iowa. (2018). American Community Survey: Year structure built.

\*Elevated Blood Lead Level is equal to or greater than 5 mcg/dL  
<https://www.cdc.gov/nceh/lead/data/blood-lead-reference-value.htm>  
 References:  
 Iowa Department of Public Health. (2018). Iowa Public Health Tracking Portal. Retrieved from <https://tracking.idph.iowa.gov/>  
 State Library of Iowa. (2018). American Community Survey: Poverty status in the past 12 months.  
 State Library of Iowa. (2018). American Community Survey: Year structure built.

890 children under 6 had a confirmed elevated blood lead level above 5 µg/dL in Iowa in 2018



That is enough to fill 12 school buses

Iowa Public Health Tracking Portal. (2018). Children Tested. Retrieved from <https://tracking.idph.iowa.gov/Health/Lead-Poisoning/Annual-Blood-Lead-Testing-Children-Under-6/Children-Tested>

890 children under 6 had a confirmed elevated blood lead level above 5 µg/dL in Iowa in 2018



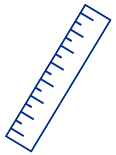
That is enough to fill 12 school buses

Iowa Public Health Tracking Portal. (2018). Children Tested. Retrieved from <https://tracking.idph.iowa.gov/Health/Lead-Poisoning/Annual-Blood-Lead-Testing-Children-Under-6/Children-Tested>

## HEALTH IMPACTS



Damage to brain & nervous system



Slowed growth & development



Hearing & speech problems



Learning & behavior problems



Damage to brain & nervous system



Slowed growth & development



Hearing & speech problems



Learning & behavior problems

# CHILDHOOD LEAD POISONING IS

100%

# PREVENTABLE

# CHILDHOOD LEAD POISONING IS

100%

# PREVENTABLE

# 2018 MAHASKA COUNTY IOWA LEAD REPORT CARD

# 2018 MAHASKA COUNTY IOWA LEAD REPORT CARD

OF ALL MAHASKA COUNTY CHILDREN 0 TO 6 YEARS OLD ONLY

## 31.8%

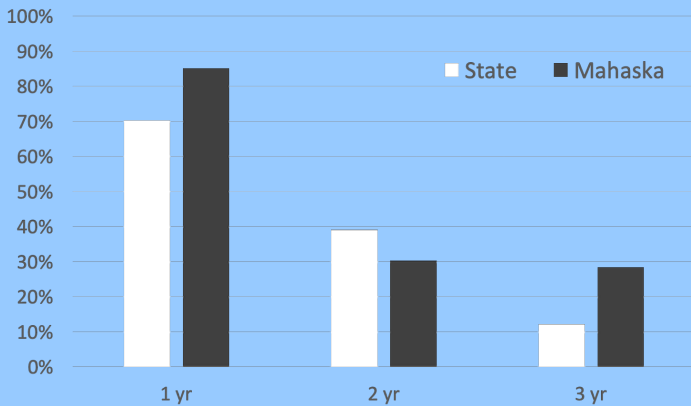
WERE TESTED FOR LEAD

OF ALL MAHASKA COUNTY CHILDREN 0 TO 6 YEARS OLD ONLY

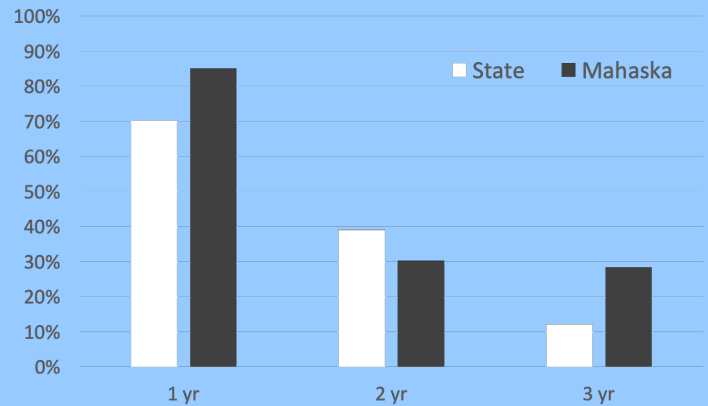
## 31.8%

WERE TESTED FOR LEAD

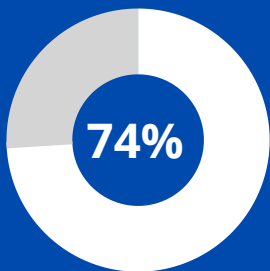
State vs County - Percent of Children Receiving a Blood Lead Test By Age



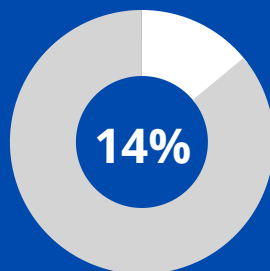
State vs County - Percent of Children Receiving a Blood Lead Test By Age



## RISK FACTORS

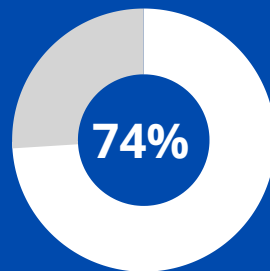


Pre-1979 Housing

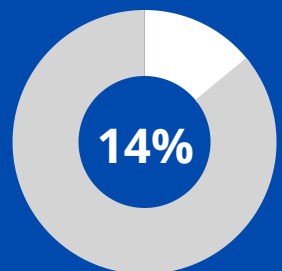


Population Below Poverty Level

## RISK FACTORS



Pre-1979 Housing



Population Below Poverty Level

\*Elevated Blood Lead Level is equal to or greater than 5 mcg/dL  
<https://www.cdc.gov/nceh/lead/data/blood-lead-reference-value.htm>  
 References:  
 Iowa Department of Public Health. (2018). Iowa Public Health Tracking Portal. Retrieved from <https://tracking.idph.iowa.gov/>  
 State Library of Iowa. (2018). American Community Survey: Poverty status in the past 12 months.  
 State Library of Iowa. (2018). American Community Survey: Year structure built.



\*Elevated Blood Lead Level is equal to or greater than 5 mcg/dL  
<https://www.cdc.gov/nceh/lead/data/blood-lead-reference-value.htm>  
 References:  
 Iowa Department of Public Health. (2018). Iowa Public Health Tracking Portal. Retrieved from <https://tracking.idph.iowa.gov/>  
 State Library of Iowa. (2018). American Community Survey: Poverty status in the past 12 months.  
 State Library of Iowa. (2018). American Community Survey: Year structure built.



890 children under 6 had a confirmed elevated blood lead level above 5 µg/dL in Iowa in 2018



That is enough to fill 12 school buses

Iowa Public Health Tracking Portal. (2018). Children Tested. Retrieved from <https://tracking.idph.iowa.gov/Health/Lead-Poisoning/Annual-Blood-Lead-Testing-Children-Under-6/Children-Tested>

890 children under 6 had a confirmed elevated blood lead level above 5 µg/dL in Iowa in 2018



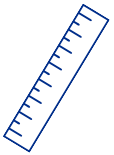
That is enough to fill 12 school buses

Iowa Public Health Tracking Portal. (2018). Children Tested. Retrieved from <https://tracking.idph.iowa.gov/Health/Lead-Poisoning/Annual-Blood-Lead-Testing-Children-Under-6/Children-Tested>

## HEALTH IMPACTS



Damage to brain & nervous system



Slowed growth & development



Hearing & speech problems



Learning & behavior problems



Damage to brain & nervous system



Slowed growth & development



Hearing & speech problems



Learning & behavior problems

# CHILDHOOD LEAD POISONING IS

100%

# PREVENTABLE

# CHILDHOOD LEAD POISONING IS

100%

# PREVENTABLE



# 2018 MARION COUNTY IOWA LEAD REPORT CARD

# 2018 MARION COUNTY IOWA LEAD REPORT CARD

OF ALL MARION COUNTY CHILDREN 0 TO 6 YEARS OLD ONLY

# 18.9%

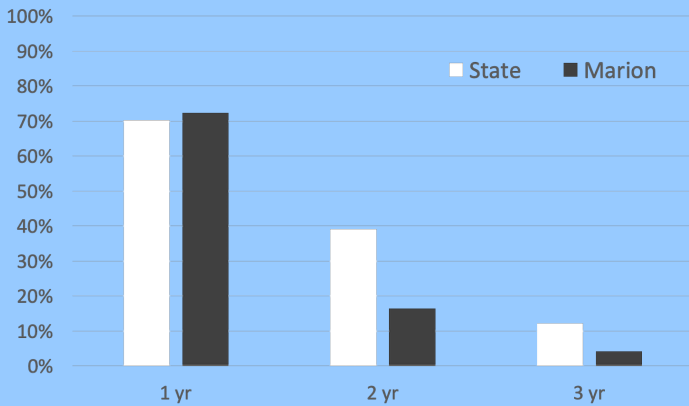
WERE TESTED FOR LEAD

OF ALL MARION COUNTY CHILDREN 0 TO 6 YEARS OLD ONLY

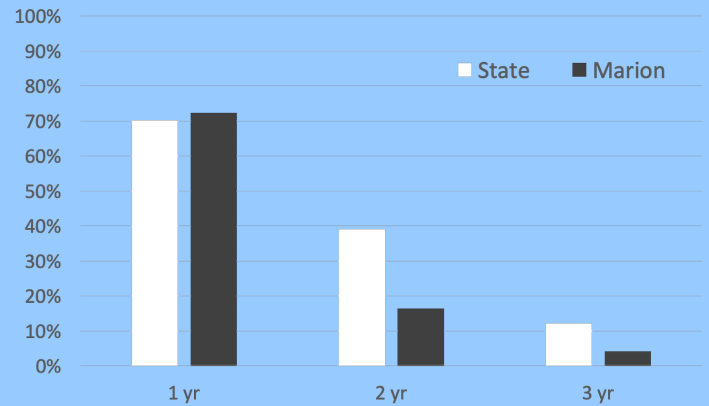
# 18.9%

WERE TESTED FOR LEAD

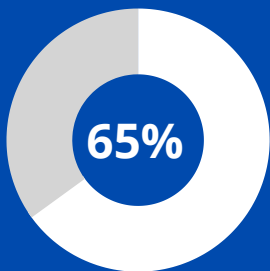
State vs County - Percent of Children Receiving a Blood Lead Test By Age



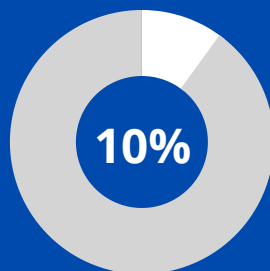
State vs County - Percent of Children Receiving a Blood Lead Test By Age



## RISK FACTORS

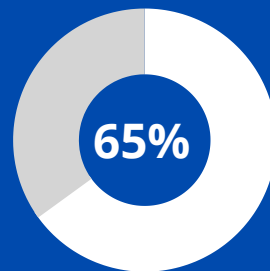


Pre-1979 Housing

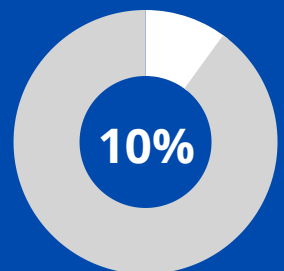


Population Below Poverty Level

## RISK FACTORS



Pre-1979 Housing



Population Below Poverty Level

\*Elevated Blood Lead Level is equal to or greater than 5 mcg/dL  
<https://www.cdc.gov/nceh/lead/data/blood-lead-reference-value.htm>  
 References:  
 Iowa Department of Public Health. (2018). Iowa Public Health Tracking Portal. Retrieved from <https://tracking.idph.iowa.gov/>  
 State Library of Iowa. (2018). American Community Survey: Poverty status in the past 12 months.  
 State Library of Iowa. (2018). American Community Survey: Year structure built.

\*Elevated Blood Lead Level is equal to or greater than 5 mcg/dL  
<https://www.cdc.gov/nceh/lead/data/blood-lead-reference-value.htm>  
 References:  
 Iowa Department of Public Health. (2018). Iowa Public Health Tracking Portal. Retrieved from <https://tracking.idph.iowa.gov/>  
 State Library of Iowa. (2018). American Community Survey: Poverty status in the past 12 months.  
 State Library of Iowa. (2018). American Community Survey: Year structure built.

890 children under 6 had a confirmed elevated blood lead level above 5 µg/dL in Iowa in 2018



That is enough to fill 12 school buses

Iowa Public Health Tracking Portal. (2018). Children Tested. Retrieved from <https://tracking.idph.iowa.gov/Health/Lead-Poisoning/Annual-Blood-Lead-Testing-Children-Under-6/Children-Tested>

890 children under 6 had a confirmed elevated blood lead level above 5 µg/dL in Iowa in 2018



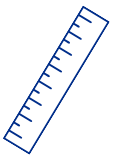
That is enough to fill 12 school buses

Iowa Public Health Tracking Portal. (2018). Children Tested. Retrieved from <https://tracking.idph.iowa.gov/Health/Lead-Poisoning/Annual-Blood-Lead-Testing-Children-Under-6/Children-Tested>

## HEALTH IMPACTS



Damage to brain & nervous system



Slowed growth & development



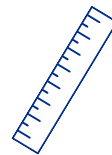
Hearing & speech problems



Learning & behavior problems



Damage to brain & nervous system



Slowed growth & development



Hearing & speech problems



Learning & behavior problems

# CHILDHOOD LEAD POISONING IS

100%

# PREVENTABLE

# CHILDHOOD LEAD POISONING IS

100%

# PREVENTABLE

# 2018 MARSHALL COUNTY IOWA LEAD REPORT CARD

# 2018 MARSHALL COUNTY IOWA LEAD REPORT CARD

OF ALL MARSHALL COUNTY CHILDREN 0 TO 6 YEARS OLD ONLY

## 41.7%

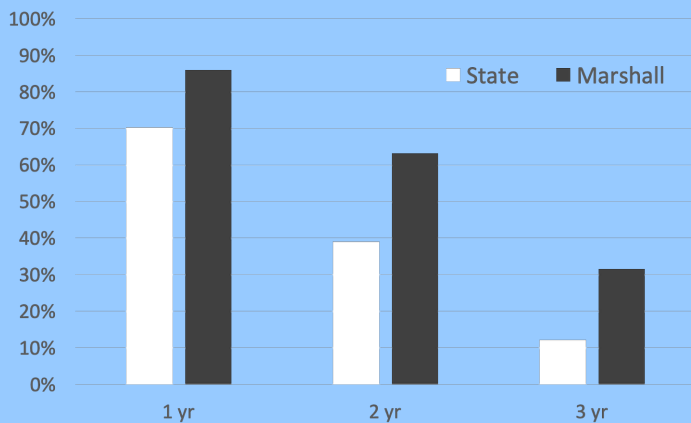
WERE TESTED FOR LEAD

OF ALL MARSHALL COUNTY CHILDREN 0 TO 6 YEARS OLD ONLY

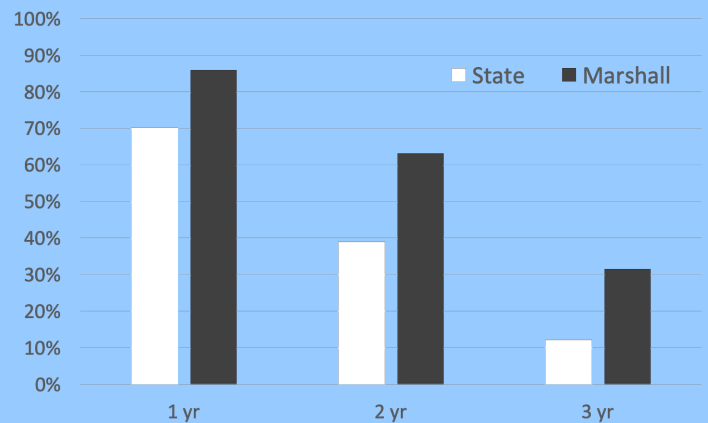
## 41.7%

WERE TESTED FOR LEAD

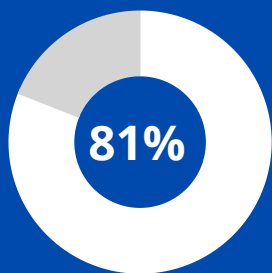
State vs County - Percent of Children Receiving a Blood Lead Test By Age



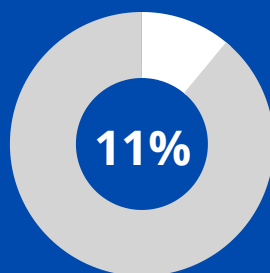
State vs County - Percent of Children Receiving a Blood Lead Test By Age



## RISK FACTORS

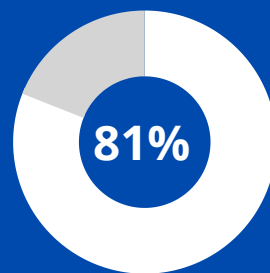


Pre-1979 Housing

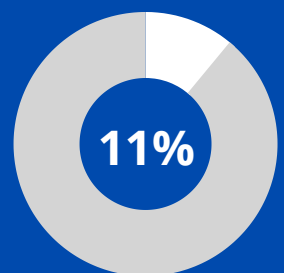


Population Below Poverty Level

## RISK FACTORS



Pre-1979 Housing



Population Below Poverty Level

\*Elevated Blood Lead Level is equal to or greater than 5 mcg/dL  
<https://www.cdc.gov/nceh/lead/data/blood-lead-reference-value.htm>  
 References:  
 Iowa Department of Public Health. (2018). Iowa Public Health Tracking Portal. Retrieved from <https://tracking.idph.iowa.gov/>  
 State Library of Iowa. (2018). American Community Survey: Poverty status in the past 12 months.  
 State Library of Iowa. (2018). American Community Survey: Year structure built.

\*Elevated Blood Lead Level is equal to or greater than 5 mcg/dL  
<https://www.cdc.gov/nceh/lead/data/blood-lead-reference-value.htm>  
 References:  
 Iowa Department of Public Health. (2018). Iowa Public Health Tracking Portal. Retrieved from <https://tracking.idph.iowa.gov/>  
 State Library of Iowa. (2018). American Community Survey: Poverty status in the past 12 months.  
 State Library of Iowa. (2018). American Community Survey: Year structure built.

890 children under 6 had a confirmed elevated blood lead level above 5 µg/dL in Iowa in 2018



That is enough to fill 12 school buses

Iowa Public Health Tracking Portal. (2018). Children Tested. Retrieved from <https://tracking.idph.iowa.gov/Health/Lead-Poisoning/Annual-Blood-Lead-Testing-Children-Under-6/Children-Tested>

890 children under 6 had a confirmed elevated blood lead level above 5 µg/dL in Iowa in 2018



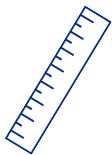
That is enough to fill 12 school buses

Iowa Public Health Tracking Portal. (2018). Children Tested. Retrieved from <https://tracking.idph.iowa.gov/Health/Lead-Poisoning/Annual-Blood-Lead-Testing-Children-Under-6/Children-Tested>

## HEALTH IMPACTS



Damage to brain & nervous system



Slowed growth & development



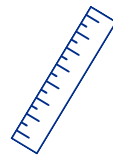
Hearing & speech problems



Learning & behavior problems



Damage to brain & nervous system



Slowed growth & development



Hearing & speech problems



Learning & behavior problems

# CHILDHOOD LEAD POISONING IS

100%

# PREVENTABLE

# CHILDHOOD LEAD POISONING IS

100%

# PREVENTABLE

# 2018 MILLS COUNTY IOWA LEAD REPORT CARD

# 2018 MILLS COUNTY IOWA LEAD REPORT CARD

OF ALL MILLS COUNTY CHILDREN  
0 TO 6 YEARS OLD ONLY

## 29.6%

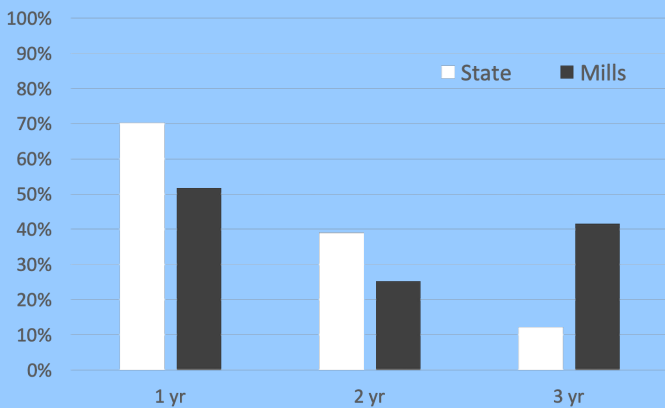
WERE TESTED FOR LEAD

OF ALL MILLS COUNTY CHILDREN  
0 TO 6 YEARS OLD ONLY

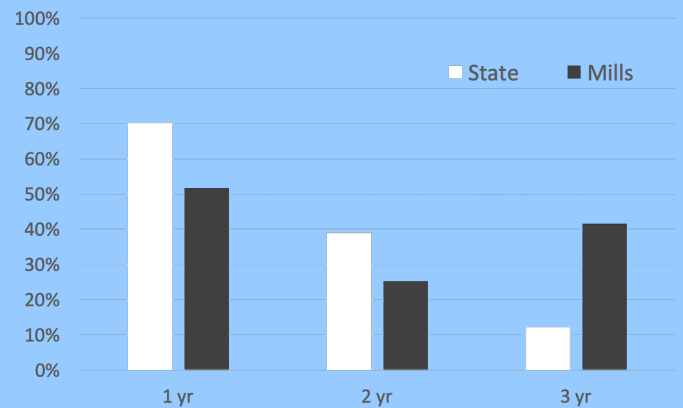
## 29.6%

WERE TESTED FOR LEAD

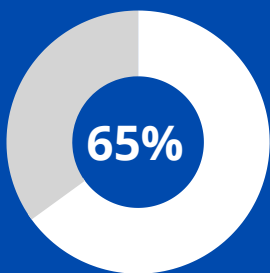
State vs County - Percent of Children  
Receiving a Blood Lead Test By Age



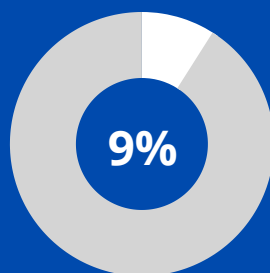
State vs County - Percent of Children  
Receiving a Blood Lead Test By Age



## RISK FACTORS

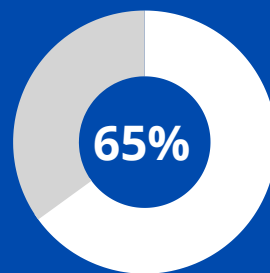


Pre-1979 Housing

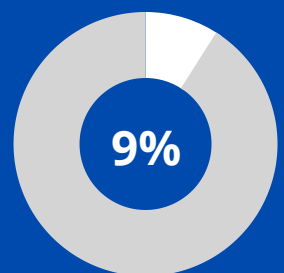


Population Below  
Poverty Level

## RISK FACTORS



Pre-1979 Housing



Population Below  
Poverty Level

\*Elevated Blood Lead Level is equal to or greater than 5 mcg/dL  
<https://www.cdc.gov/nceh/lead/data/blood-lead-reference-value.htm>  
 References:  
 Iowa Department of Public Health. (2018). Iowa Public Health Tracking Portal. Retrieved from <https://tracking.idph.iowa.gov/>  
 State Library of Iowa. (2018). American Community Survey: Poverty status in the past 12 months.  
 State Library of Iowa. (2018). American Community Survey: Year structure built.

\*Elevated Blood Lead Level is equal to or greater than 5 mcg/dL  
<https://www.cdc.gov/nceh/lead/data/blood-lead-reference-value.htm>  
 References:  
 Iowa Department of Public Health. (2018). Iowa Public Health Tracking Portal. Retrieved from <https://tracking.idph.iowa.gov/>  
 State Library of Iowa. (2018). American Community Survey: Poverty status in the past 12 months.  
 State Library of Iowa. (2018). American Community Survey: Year structure built.

890 children under 6 had a confirmed elevated blood lead level above 5 µg/dL in Iowa in 2018



That is enough to fill 12 school buses

Iowa Public Health Tracking Portal. (2018). Children Tested. Retrieved from <https://tracking.idph.iowa.gov/Health/Lead-Poisoning/Annual-Blood-Lead-Testing-Children-Under-6/Children-Tested>

890 children under 6 had a confirmed elevated blood lead level above 5 µg/dL in Iowa in 2018



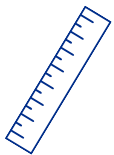
That is enough to fill 12 school buses

Iowa Public Health Tracking Portal. (2018). Children Tested. Retrieved from <https://tracking.idph.iowa.gov/Health/Lead-Poisoning/Annual-Blood-Lead-Testing-Children-Under-6/Children-Tested>

## HEALTH IMPACTS



Damage to brain & nervous system



Slowed growth & development



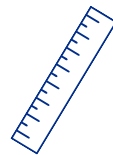
Hearing & speech problems



Learning & behavior problems



Damage to brain & nervous system



Slowed growth & development



Hearing & speech problems



Learning & behavior problems

# CHILDHOOD LEAD POISONING IS

100%

# PREVENTABLE

# CHILDHOOD LEAD POISONING IS

100%

# PREVENTABLE

# 2018 MITCHELL COUNTY IOWA LEAD REPORT CARD

# 2018 MITCHELL COUNTY IOWA LEAD REPORT CARD

OF ALL MITCHELL COUNTY CHILDREN 0 TO 6 YEARS OLD ONLY

## 28.3%

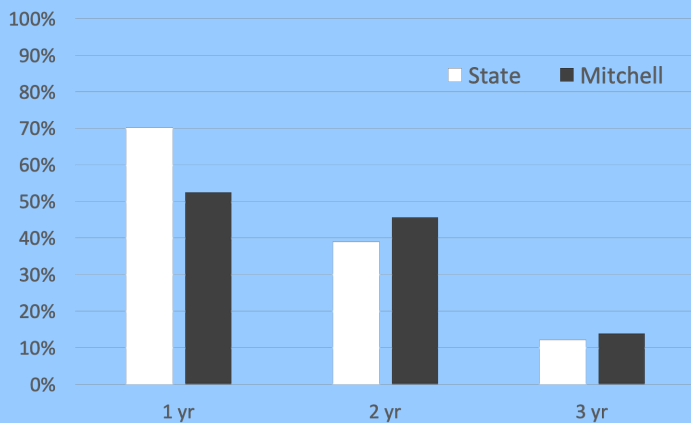
WERE TESTED FOR LEAD

OF ALL MITCHELL COUNTY CHILDREN 0 TO 6 YEARS OLD ONLY

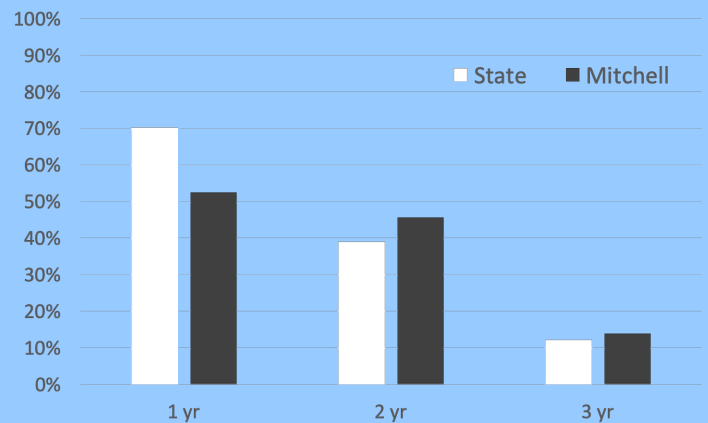
## 28.3%

WERE TESTED FOR LEAD

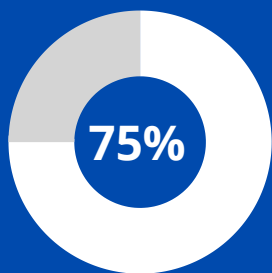
State vs County - Percent of Children Receiving a Blood Lead Test By Age



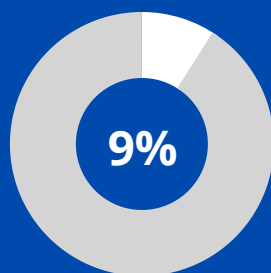
State vs County - Percent of Children Receiving a Blood Lead Test By Age



## RISK FACTORS

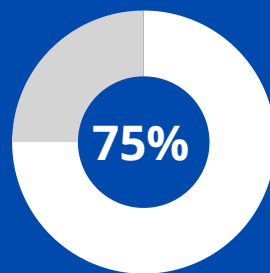


Pre-1979 Housing

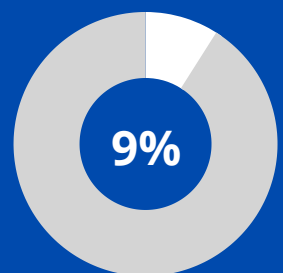


Population Below Poverty Level

## RISK FACTORS



Pre-1979 Housing



Population Below Poverty Level

\*Elevated Blood Lead Level is equal to or greater than 5 mcg/dL  
<https://www.cdc.gov/nceh/lead/data/blood-lead-reference-value.htm>  
 References:  
 Iowa Department of Public Health. (2018). Iowa Public Health Tracking Portal. Retrieved from <https://tracking.idph.iowa.gov/>  
 State Library of Iowa. (2018). American Community Survey: Poverty status in the past 12 months.  
 State Library of Iowa. (2018). American Community Survey: Year structure built.

\*Elevated Blood Lead Level is equal to or greater than 5 mcg/dL  
<https://www.cdc.gov/nceh/lead/data/blood-lead-reference-value.htm>  
 References:  
 Iowa Department of Public Health. (2018). Iowa Public Health Tracking Portal. Retrieved from <https://tracking.idph.iowa.gov/>  
 State Library of Iowa. (2018). American Community Survey: Poverty status in the past 12 months.  
 State Library of Iowa. (2018). American Community Survey: Year structure built.

890 children under 6 had a confirmed elevated blood lead level above 5 µg/dL in Iowa in 2018



That is enough to fill 12 school buses

Iowa Public Health Tracking Portal. (2018). Children Tested. Retrieved from <https://tracking.idph.iowa.gov/Health/Lead-Poisoning/Annual-Blood-Lead-Testing-Children-Under-6/Children-Tested>

890 children under 6 had a confirmed elevated blood lead level above 5 µg/dL in Iowa in 2018



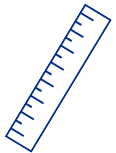
That is enough to fill 12 school buses

Iowa Public Health Tracking Portal. (2018). Children Tested. Retrieved from <https://tracking.idph.iowa.gov/Health/Lead-Poisoning/Annual-Blood-Lead-Testing-Children-Under-6/Children-Tested>

## HEALTH IMPACTS



Damage to brain & nervous system



Slowed growth & development



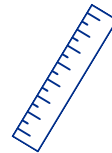
Hearing & speech problems



Learning & behavior problems



Damage to brain & nervous system



Slowed growth & development



Hearing & speech problems



Learning & behavior problems

# CHILDHOOD LEAD POISONING IS

100%

# PREVENTABLE

# CHILDHOOD LEAD POISONING IS

100%

# PREVENTABLE



# 2018 MONONA COUNTY IOWA LEAD REPORT CARD

OF ALL MONONA COUNTY CHILDREN 0 TO 6 YEARS OLD ONLY

## 24.5%

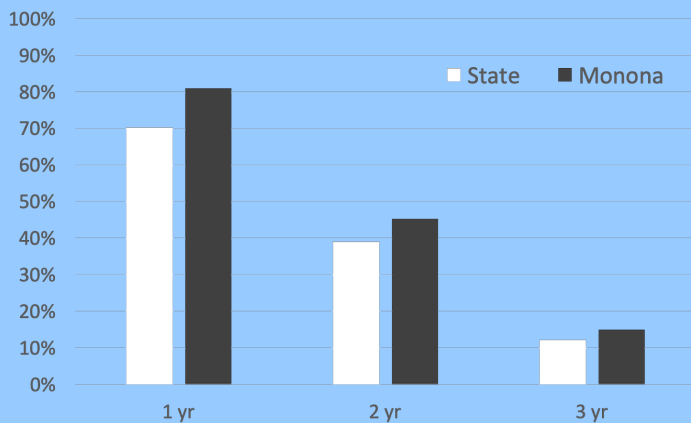
WERE TESTED FOR LEAD

OF ALL MONONA COUNTY CHILDREN 0 TO 6 YEARS OLD ONLY

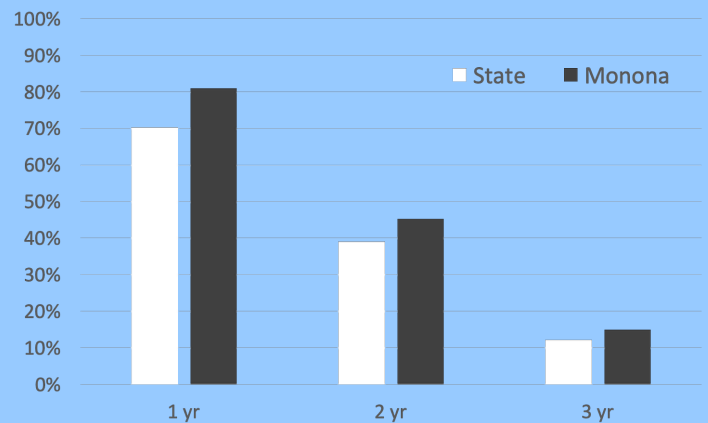
## 24.5%

WERE TESTED FOR LEAD

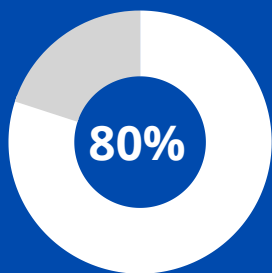
State vs County - Percent of Children Receiving a Blood Lead Test By Age



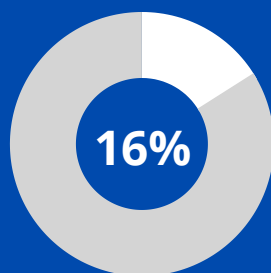
State vs County - Percent of Children Receiving a Blood Lead Test By Age



### RISK FACTORS

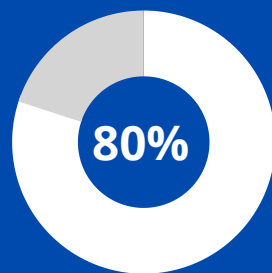


Pre-1979 Housing

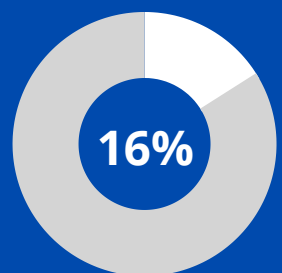


Population Below Poverty Level

### RISK FACTORS



Pre-1979 Housing



Population Below Poverty Level

\*Elevated Blood Lead Level is equal to or greater than 5 mcg/dL  
<https://www.cdc.gov/nceh/lead/data/blood-lead-reference-value.htm>  
 References:  
 Iowa Department of Public Health. (2018). Iowa Public Health Tracking Portal. Retrieved from <https://tracking.idph.iowa.gov/>  
 State Library of Iowa. (2018). American Community Survey: Poverty status in the past 12 months.  
 State Library of Iowa. (2018). American Community Survey: Year structure built.

\*Elevated Blood Lead Level is equal to or greater than 5 mcg/dL  
<https://www.cdc.gov/nceh/lead/data/blood-lead-reference-value.htm>  
 References:  
 Iowa Department of Public Health. (2018). Iowa Public Health Tracking Portal. Retrieved from <https://tracking.idph.iowa.gov/>  
 State Library of Iowa. (2018). American Community Survey: Poverty status in the past 12 months.  
 State Library of Iowa. (2018). American Community Survey: Year structure built.

890 children under 6 had a confirmed elevated blood lead level above 5 µg/dL in Iowa in 2018



That is enough to fill 12 school buses

Iowa Public Health Tracking Portal. (2018). Children Tested. Retrieved from <https://tracking.idph.iowa.gov/Health/Lead-Poisoning/Annual-Blood-Lead-Testing-Children-Under-6/Children-Tested>

890 children under 6 had a confirmed elevated blood lead level above 5 µg/dL in Iowa in 2018



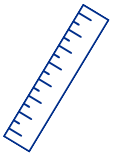
That is enough to fill 12 school buses

Iowa Public Health Tracking Portal. (2018). Children Tested. Retrieved from <https://tracking.idph.iowa.gov/Health/Lead-Poisoning/Annual-Blood-Lead-Testing-Children-Under-6/Children-Tested>

## HEALTH IMPACTS



Damage to brain & nervous system



Slowed growth & development



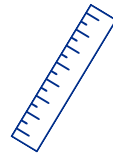
Hearing & speech problems



Learning & behavior problems



Damage to brain & nervous system



Slowed growth & development



Hearing & speech problems



Learning & behavior problems

# CHILDHOOD LEAD POISONING IS

100%

# PREVENTABLE

# CHILDHOOD LEAD POISONING IS

100%

# PREVENTABLE

# 2018 MONROE COUNTY IOWA LEAD REPORT CARD

# 2018 MONROE COUNTY IOWA LEAD REPORT CARD

OF ALL MONROE COUNTY CHILDREN 0 TO 6 YEARS OLD ONLY

## 31.6%

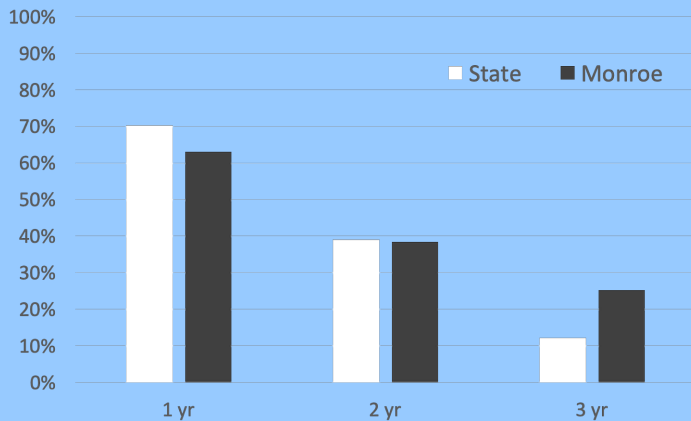
WERE TESTED FOR LEAD

OF ALL MONROE COUNTY CHILDREN 0 TO 6 YEARS OLD ONLY

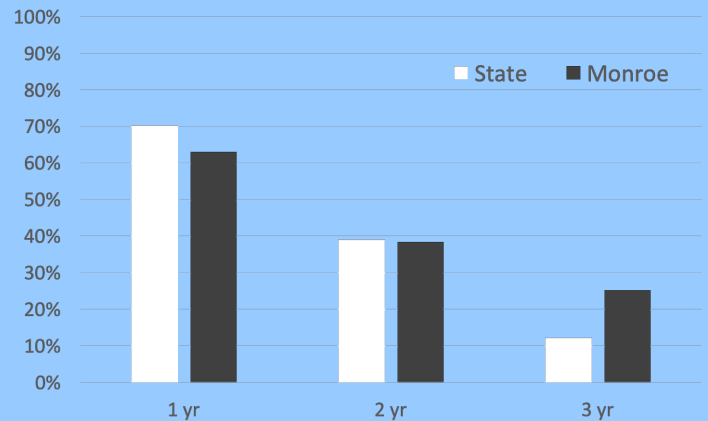
## 31.6%

WERE TESTED FOR LEAD

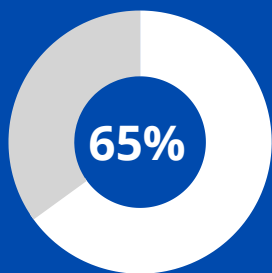
State vs County - Percent of Children Receiving a Blood Lead Test By Age



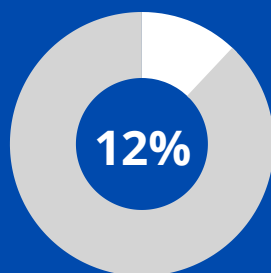
State vs County - Percent of Children Receiving a Blood Lead Test By Age



## RISK FACTORS

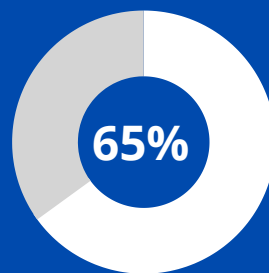


Pre-1979 Housing

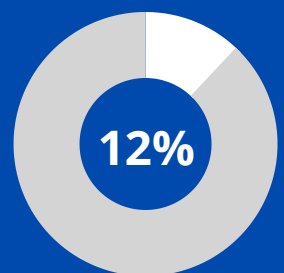


Population Below Poverty Level

## RISK FACTORS



Pre-1979 Housing



Population Below Poverty Level

\*Elevated Blood Lead Level is equal to or greater than 5 mcg/dL  
<https://www.cdc.gov/nceh/lead/data/blood-lead-reference-value.htm>  
 References:  
 Iowa Department of Public Health. (2018). Iowa Public Health Tracking Portal. Retrieved from <https://tracking.idph.iowa.gov/>  
 State Library of Iowa. (2018). American Community Survey: Poverty status in the past 12 months.  
 State Library of Iowa. (2018). American Community Survey: Year structure built.

\*Elevated Blood Lead Level is equal to or greater than 5 mcg/dL  
<https://www.cdc.gov/nceh/lead/data/blood-lead-reference-value.htm>  
 References:  
 Iowa Department of Public Health. (2018). Iowa Public Health Tracking Portal. Retrieved from <https://tracking.idph.iowa.gov/>  
 State Library of Iowa. (2018). American Community Survey: Poverty status in the past 12 months.  
 State Library of Iowa. (2018). American Community Survey: Year structure built.

890 children under 6 had a confirmed elevated blood lead level above 5 µg/dL in Iowa in 2018



That is enough to fill 12 school buses

Iowa Public Health Tracking Portal. (2018). Children Tested. Retrieved from <https://tracking.idph.iowa.gov/Health/Lead-Poisoning/Annual-Blood-Lead-Testing-Children-Under-6/Children-Tested>

890 children under 6 had a confirmed elevated blood lead level above 5 µg/dL in Iowa in 2018



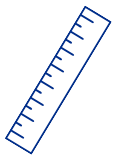
That is enough to fill 12 school buses

Iowa Public Health Tracking Portal. (2018). Children Tested. Retrieved from <https://tracking.idph.iowa.gov/Health/Lead-Poisoning/Annual-Blood-Lead-Testing-Children-Under-6/Children-Tested>

## HEALTH IMPACTS



Damage to brain & nervous system



Slowed growth & development



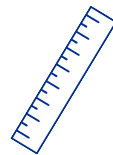
Hearing & speech problems



Learning & behavior problems



Damage to brain & nervous system



Slowed growth & development



Hearing & speech problems



Learning & behavior problems

# CHILDHOOD LEAD POISONING IS

100%

# PREVENTABLE

# CHILDHOOD LEAD POISONING IS

100%

# PREVENTABLE

# 2018 MONTGOMERY COUNTY IOWA LEAD REPORT CARD

# 2018 MONTGOMERY COUNTY IOWA LEAD REPORT CARD

OF ALL MONTGOMERY COUNTY CHILDREN 0 TO 6 YEARS OLD ONLY

## 34.5%

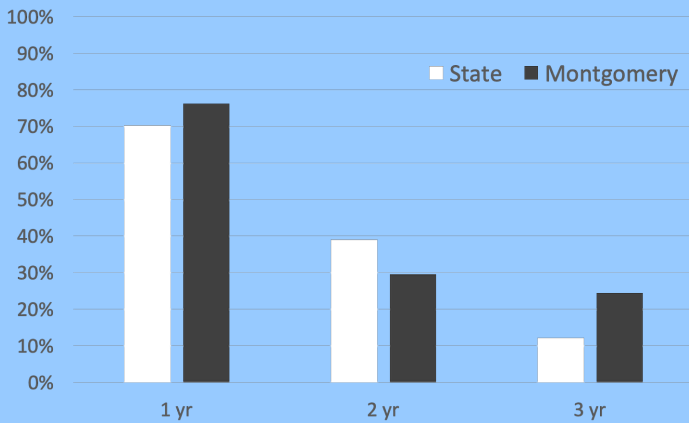
WERE TESTED FOR LEAD

OF ALL MONTGOMERY COUNTY CHILDREN 0 TO 6 YEARS OLD ONLY

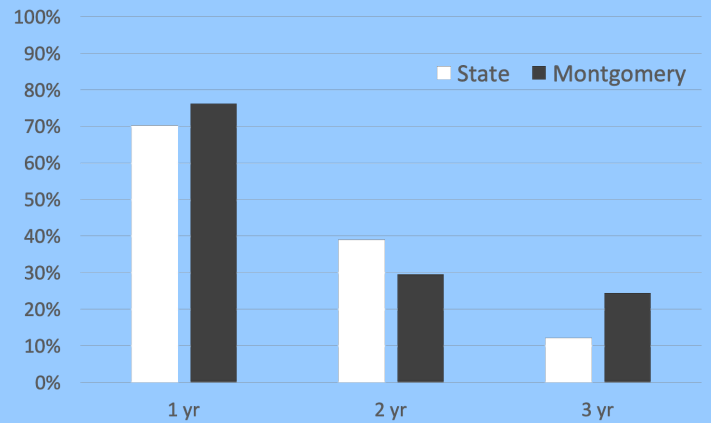
## 34.5%

WERE TESTED FOR LEAD

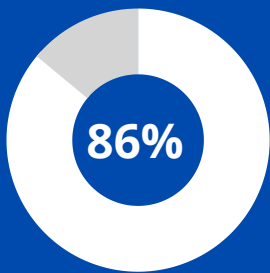
State vs County - Percent of Children Receiving a Blood Lead Test By Age



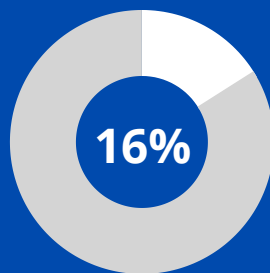
State vs County - Percent of Children Receiving a Blood Lead Test By Age



## RISK FACTORS

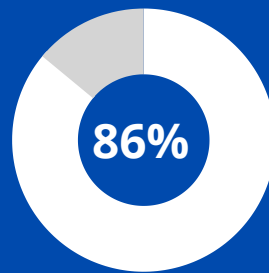


Pre-1979 Housing

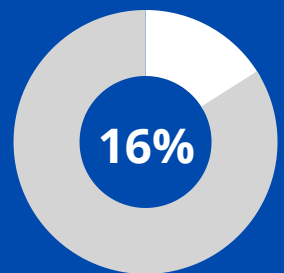


Population Below Poverty Level

## RISK FACTORS



Pre-1979 Housing



Population Below Poverty Level

\*Elevated Blood Lead Level is equal to or greater than 5 mcg/dL  
<https://www.cdc.gov/nceh/lead/data/blood-lead-reference-value.htm>  
 References:  
 Iowa Department of Public Health. (2018). Iowa Public Health Tracking Portal. Retrieved from <https://tracking.idph.iowa.gov/>  
 State Library of Iowa. (2018). American Community Survey: Poverty status in the past 12 months.  
 State Library of Iowa. (2018). American Community Survey: Year structure built.

\*Elevated Blood Lead Level is equal to or greater than 5 mcg/dL  
<https://www.cdc.gov/nceh/lead/data/blood-lead-reference-value.htm>  
 References:  
 Iowa Department of Public Health. (2018). Iowa Public Health Tracking Portal. Retrieved from <https://tracking.idph.iowa.gov/>  
 State Library of Iowa. (2018). American Community Survey: Poverty status in the past 12 months.  
 State Library of Iowa. (2018). American Community Survey: Year structure built.

890 children under 6 had a confirmed elevated blood lead level above 5 µg/dL in Iowa in 2018



That is enough to fill 12 school buses

Iowa Public Health Tracking Portal. (2018). Children Tested. Retrieved from <https://tracking.idph.iowa.gov/Health/Lead-Poisoning/Annual-Blood-Lead-Testing-Children-Under-6/Children-Tested>

890 children under 6 had a confirmed elevated blood lead level above 5 µg/dL in Iowa in 2018



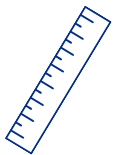
That is enough to fill 12 school buses

Iowa Public Health Tracking Portal. (2018). Children Tested. Retrieved from <https://tracking.idph.iowa.gov/Health/Lead-Poisoning/Annual-Blood-Lead-Testing-Children-Under-6/Children-Tested>

## HEALTH IMPACTS



Damage to brain & nervous system



Slowed growth & development



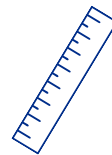
Hearing & speech problems



Learning & behavior problems



Damage to brain & nervous system



Slowed growth & development



Hearing & speech problems



Learning & behavior problems

# CHILDHOOD LEAD POISONING IS

100%

# PREVENTABLE

# CHILDHOOD LEAD POISONING IS

100%

# PREVENTABLE

# 2018 MUSCATINE COUNTY IOWA LEAD REPORT CARD

# 2018 MUSCATINE COUNTY IOWA LEAD REPORT CARD

OF ALL MUSCATINE COUNTY CHILDREN 0 TO 6 YEARS OLD ONLY

## 24.2%

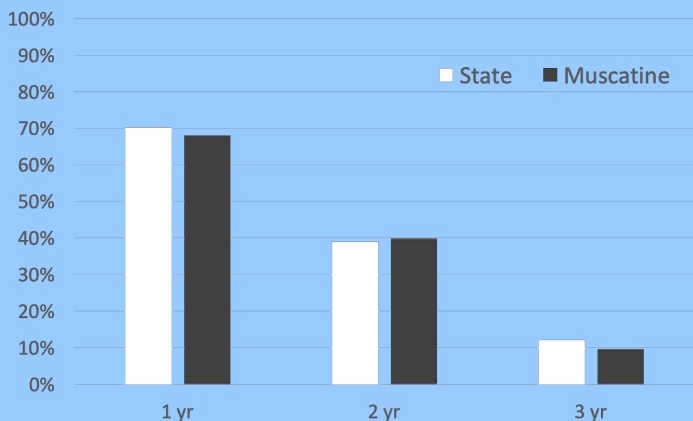
WERE TESTED FOR LEAD

OF ALL MUSCATINE COUNTY CHILDREN 0 TO 6 YEARS OLD ONLY

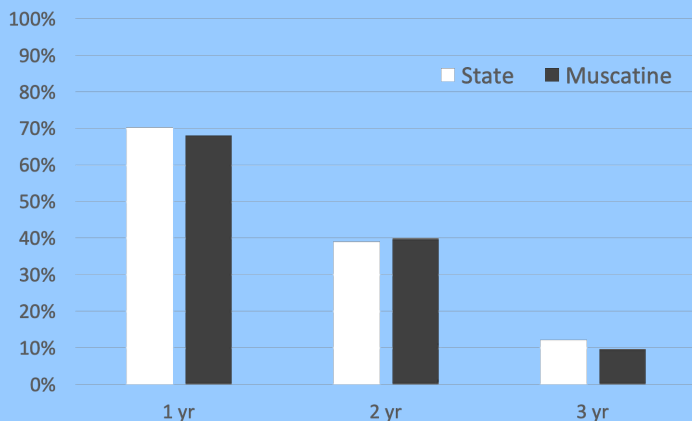
## 24.2%

WERE TESTED FOR LEAD

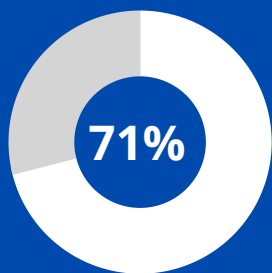
State vs County - Percent of Children Receiving a Blood Lead Test By Age



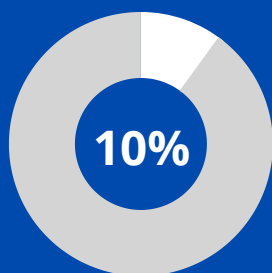
State vs County - Percent of Children Receiving a Blood Lead Test By Age



## RISK FACTORS

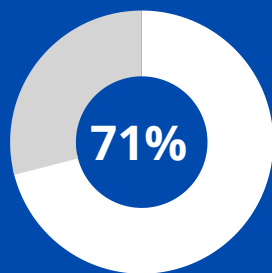


Pre-1979 Housing

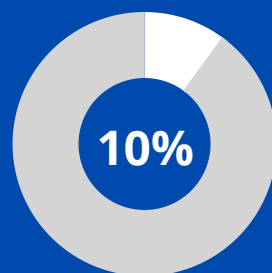


Population Below Poverty Level

## RISK FACTORS



Pre-1979 Housing



Population Below Poverty Level

\*Elevated Blood Lead Level is equal to or greater than 5 mcg/dL  
<https://www.cdc.gov/nceh/lead/data/blood-lead-reference-value.htm>  
 References:  
 Iowa Department of Public Health. (2018). Iowa Public Health Tracking Portal. Retrieved from <https://tracking.idph.iowa.gov/>  
 State Library of Iowa. (2018). American Community Survey: Poverty status in the past 12 months.  
 State Library of Iowa. (2018). American Community Survey: Year structure built.

\*Elevated Blood Lead Level is equal to or greater than 5 mcg/dL  
<https://www.cdc.gov/nceh/lead/data/blood-lead-reference-value.htm>  
 References:  
 Iowa Department of Public Health. (2018). Iowa Public Health Tracking Portal. Retrieved from <https://tracking.idph.iowa.gov/>  
 State Library of Iowa. (2018). American Community Survey: Poverty status in the past 12 months.  
 State Library of Iowa. (2018). American Community Survey: Year structure built.

890 children under 6 had a confirmed elevated blood lead level above 5 µg/dL in Iowa in 2018



That is enough to fill 12 school buses

Iowa Public Health Tracking Portal. (2018). Children Tested. Retrieved from <https://tracking.idph.iowa.gov/Health/Lead-Poisoning/Annual-Blood-Lead-Testing-Children-Under-6/Children-Tested>

890 children under 6 had a confirmed elevated blood lead level above 5 µg/dL in Iowa in 2018



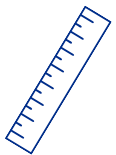
That is enough to fill 12 school buses

Iowa Public Health Tracking Portal. (2018). Children Tested. Retrieved from <https://tracking.idph.iowa.gov/Health/Lead-Poisoning/Annual-Blood-Lead-Testing-Children-Under-6/Children-Tested>

## HEALTH IMPACTS



Damage to brain & nervous system



Slowed growth & development



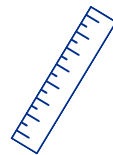
Hearing & speech problems



Learning & behavior problems



Damage to brain & nervous system



Slowed growth & development



Hearing & speech problems



Learning & behavior problems

# CHILDHOOD LEAD POISONING IS

100%

# PREVENTABLE

# CHILDHOOD LEAD POISONING IS

100%

# PREVENTABLE



# 2018 O'BRIEN COUNTY IOWA LEAD REPORT CARD

# 2018 O'BRIEN COUNTY IOWA LEAD REPORT CARD

OF ALL O'BRIEN COUNTY CHILDREN 0 TO 6 YEARS OLD ONLY

# 15.5%

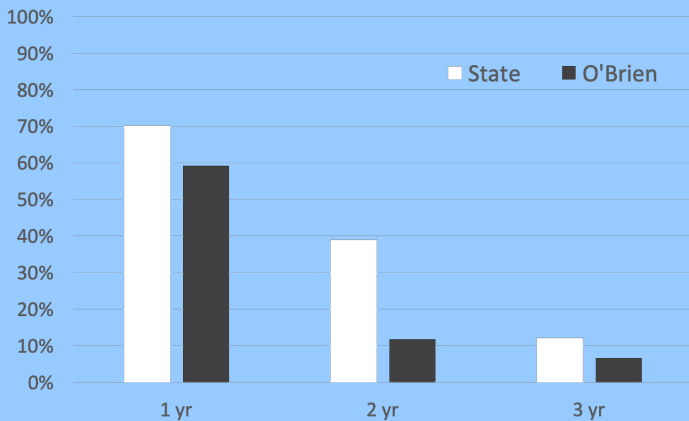
WERE TESTED FOR LEAD

OF ALL O'BRIEN COUNTY CHILDREN 0 TO 6 YEARS OLD ONLY

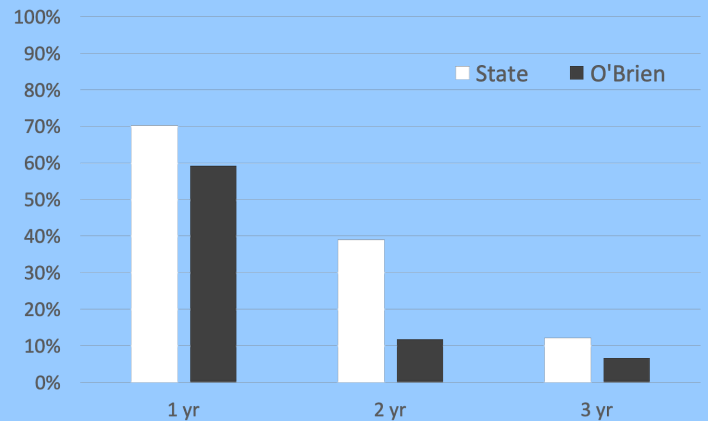
# 15.5%

WERE TESTED FOR LEAD

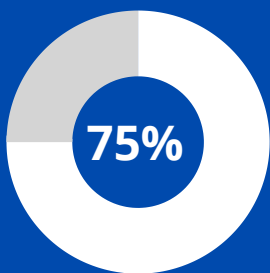
State vs County - Percent of Children Receiving a Blood Lead Test By Age



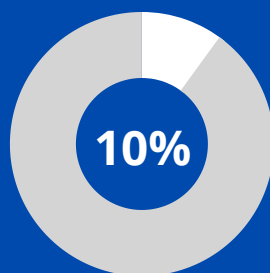
State vs County - Percent of Children Receiving a Blood Lead Test By Age



## RISK FACTORS

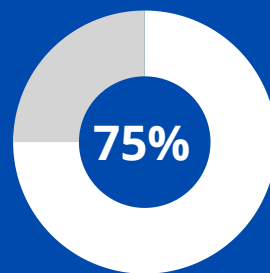


Pre-1979 Housing

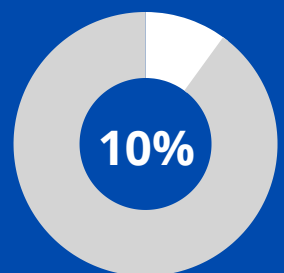


Population Below Poverty Level

## RISK FACTORS



Pre-1979 Housing



Population Below Poverty Level

\*Elevated Blood Lead Level is equal to or greater than 5 mcg/dL  
<https://www.cdc.gov/nceh/lead/data/blood-lead-reference-value.htm>  
 References:  
 Iowa Department of Public Health. (2018). Iowa Public Health Tracking Portal. Retrieved from <https://tracking.idph.iowa.gov/>  
 State Library of Iowa. (2018). American Community Survey: Poverty status in the past 12 months.  
 State Library of Iowa. (2018). American Community Survey: Year structure built.

\*Elevated Blood Lead Level is equal to or greater than 5 mcg/dL  
<https://www.cdc.gov/nceh/lead/data/blood-lead-reference-value.htm>  
 References:  
 Iowa Department of Public Health. (2018). Iowa Public Health Tracking Portal. Retrieved from <https://tracking.idph.iowa.gov/>  
 State Library of Iowa. (2018). American Community Survey: Poverty status in the past 12 months.  
 State Library of Iowa. (2018). American Community Survey: Year structure built.

890 children under 6 had a confirmed elevated blood lead level above 5 µg/dL in Iowa in 2018



That is enough to fill 12 school buses

Iowa Public Health Tracking Portal. (2018). Children Tested. Retrieved from <https://tracking.idph.iowa.gov/Health/Lead-Poisoning/Annual-Blood-Lead-Testing-Children-Under-6/Children-Tested>

890 children under 6 had a confirmed elevated blood lead level above 5 µg/dL in Iowa in 2018



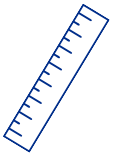
That is enough to fill 12 school buses

Iowa Public Health Tracking Portal. (2018). Children Tested. Retrieved from <https://tracking.idph.iowa.gov/Health/Lead-Poisoning/Annual-Blood-Lead-Testing-Children-Under-6/Children-Tested>

## HEALTH IMPACTS



Damage to brain & nervous system



Slowed growth & development



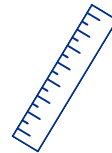
Hearing & speech problems



Learning & behavior problems



Damage to brain & nervous system



Slowed growth & development



Hearing & speech problems



Learning & behavior problems

# CHILDHOOD LEAD POISONING IS

100%

# PREVENTABLE

# CHILDHOOD LEAD POISONING IS

100%

# PREVENTABLE

# 2018 OSCEOLA COUNTY IOWA LEAD REPORT CARD

# 2018 OSCEOLA COUNTY IOWA LEAD REPORT CARD

OF ALL OSCEOLA COUNTY CHILDREN 0 TO 6 YEARS OLD ONLY

## 24.4%

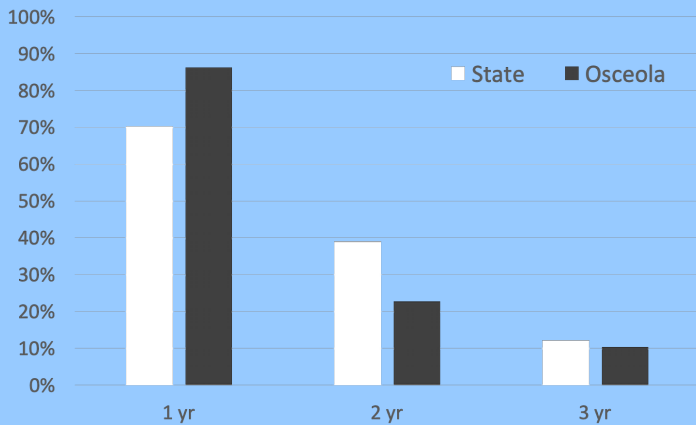
WERE TESTED FOR LEAD

OF ALL OSCEOLA COUNTY CHILDREN 0 TO 6 YEARS OLD ONLY

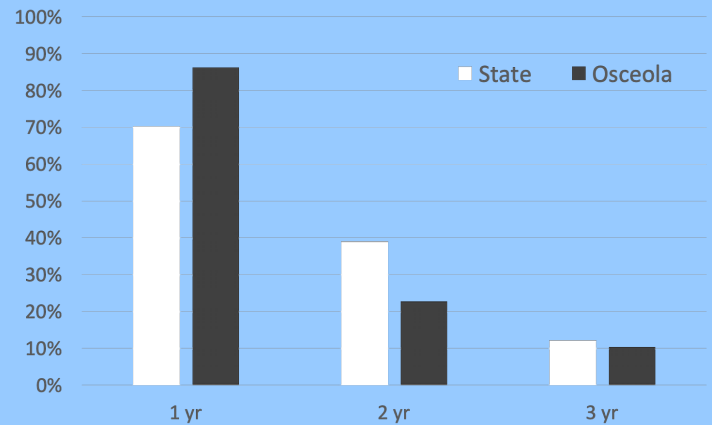
## 24.4%

WERE TESTED FOR LEAD

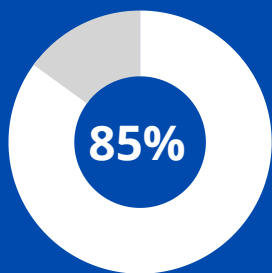
State vs County - Percent of Children Receiving a Blood Lead Test By Age



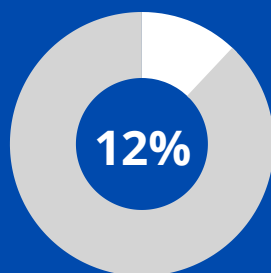
State vs County - Percent of Children Receiving a Blood Lead Test By Age



## RISK FACTORS

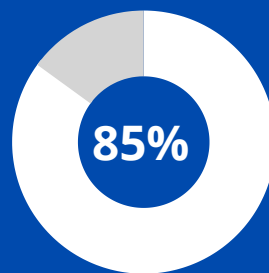


Pre-1979 Housing

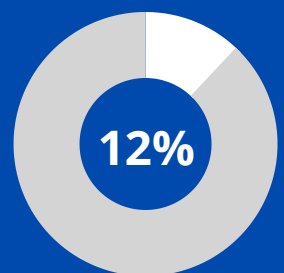


Population Below Poverty Level

## RISK FACTORS



Pre-1979 Housing



Population Below Poverty Level

\*Elevated Blood Lead Level is equal to or greater than 5 mcg/dL  
<https://www.cdc.gov/nceh/lead/data/blood-lead-reference-value.htm>  
 References:  
 Iowa Department of Public Health. (2018). Iowa Public Health Tracking Portal. Retrieved from <https://tracking.idph.iowa.gov/>  
 State Library of Iowa. (2018). American Community Survey: Poverty status in the past 12 months.  
 State Library of Iowa. (2018). American Community Survey: Year structure built.

\*Elevated Blood Lead Level is equal to or greater than 5 mcg/dL  
<https://www.cdc.gov/nceh/lead/data/blood-lead-reference-value.htm>  
 References:  
 Iowa Department of Public Health. (2018). Iowa Public Health Tracking Portal. Retrieved from <https://tracking.idph.iowa.gov/>  
 State Library of Iowa. (2018). American Community Survey: Poverty status in the past 12 months.  
 State Library of Iowa. (2018). American Community Survey: Year structure built.

890 children under 6 had a confirmed elevated blood lead level above 5 µg/dL in Iowa in 2018



That is enough to fill 12 school buses

Iowa Public Health Tracking Portal. (2018). Children Tested. Retrieved from <https://tracking.idph.iowa.gov/Health/Lead-Poisoning/Annual-Blood-Lead-Testing-Children-Under-6/Children-Tested>

890 children under 6 had a confirmed elevated blood lead level above 5 µg/dL in Iowa in 2018



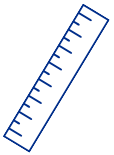
That is enough to fill 12 school buses

Iowa Public Health Tracking Portal. (2018). Children Tested. Retrieved from <https://tracking.idph.iowa.gov/Health/Lead-Poisoning/Annual-Blood-Lead-Testing-Children-Under-6/Children-Tested>

## HEALTH IMPACTS



Damage to brain & nervous system



Slowed growth & development



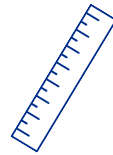
Hearing & speech problems



Learning & behavior problems



Damage to brain & nervous system



Slowed growth & development



Hearing & speech problems



Learning & behavior problems

# CHILDHOOD LEAD POISONING IS

100%

# PREVENTABLE

# CHILDHOOD LEAD POISONING IS

100%

# PREVENTABLE

# 2018 PAGE COUNTY IOWA LEAD REPORT CARD

# 2018 PAGE COUNTY IOWA LEAD REPORT CARD

OF ALL PAGE COUNTY CHILDREN  
0 TO 6 YEARS OLD ONLY

## 27.1%

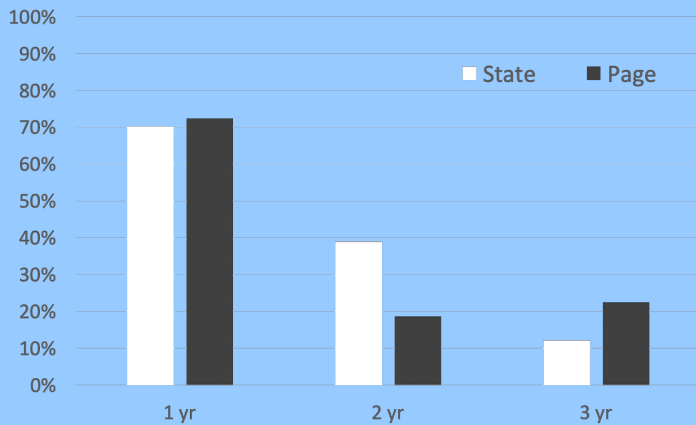
WERE TESTED FOR LEAD

OF ALL PAGE COUNTY CHILDREN  
0 TO 6 YEARS OLD ONLY

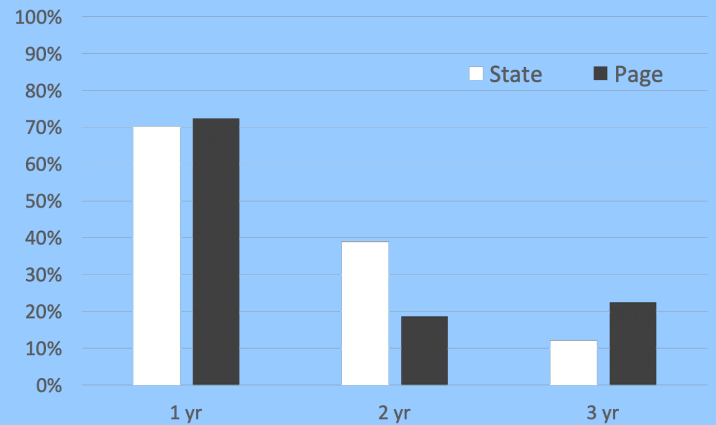
## 27.1%

WERE TESTED FOR LEAD

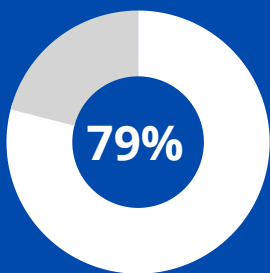
State vs County - Percent of Children  
Receiving a Blood Lead Test By Age



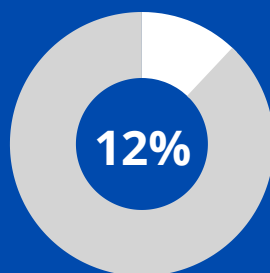
State vs County - Percent of Children  
Receiving a Blood Lead Test By Age



## RISK FACTORS

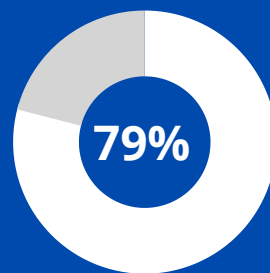


Pre-1979 Housing

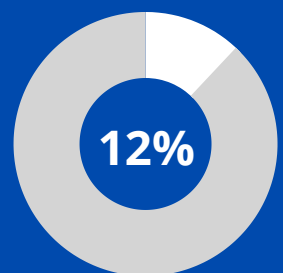


Population Below  
Poverty Level

## RISK FACTORS



Pre-1979 Housing



Population Below  
Poverty Level

\*Elevated Blood Lead Level is equal to or greater than 5 mcg/dL  
<https://www.cdc.gov/nceh/lead/data/blood-lead-reference-value.htm>  
 References:  
 Iowa Department of Public Health. (2018). Iowa Public Health Tracking Portal. Retrieved from <https://tracking.idph.iowa.gov/>  
 State Library of Iowa. (2018). American Community Survey: Poverty status in the past 12 months.  
 State Library of Iowa. (2018). American Community Survey: Year structure built.

\*Elevated Blood Lead Level is equal to or greater than 5 mcg/dL  
<https://www.cdc.gov/nceh/lead/data/blood-lead-reference-value.htm>  
 References:  
 Iowa Department of Public Health. (2018). Iowa Public Health Tracking Portal. Retrieved from <https://tracking.idph.iowa.gov/>  
 State Library of Iowa. (2018). American Community Survey: Poverty status in the past 12 months.  
 State Library of Iowa. (2018). American Community Survey: Year structure built.

890 children under 6 had a confirmed elevated blood lead level above 5 µg/dL in Iowa in 2018



That is enough to fill 12 school buses

Iowa Public Health Tracking Portal. (2018). Children Tested. Retrieved from <https://tracking.idph.iowa.gov/Health/Lead-Poisoning/Annual-Blood-Lead-Testing-Children-Under-6/Children-Tested>

890 children under 6 had a confirmed elevated blood lead level above 5 µg/dL in Iowa in 2018



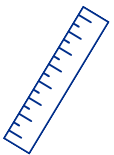
That is enough to fill 12 school buses

Iowa Public Health Tracking Portal. (2018). Children Tested. Retrieved from <https://tracking.idph.iowa.gov/Health/Lead-Poisoning/Annual-Blood-Lead-Testing-Children-Under-6/Children-Tested>

## HEALTH IMPACTS



Damage to brain & nervous system



Slowed growth & development



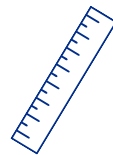
Hearing & speech problems



Learning & behavior problems



Damage to brain & nervous system



Slowed growth & development



Hearing & speech problems



Learning & behavior problems

# CHILDHOOD LEAD POISONING IS

100%

# PREVENTABLE

# CHILDHOOD LEAD POISONING IS

100%

# PREVENTABLE

# 2018 PALO ALTO COUNTY IOWA LEAD REPORT CARD

# 2018 PALO ALTO COUNTY IOWA LEAD REPORT CARD

OF ALL PALO ALTO COUNTY CHILDREN 0 TO 6 YEARS OLD ONLY

## 19.5%

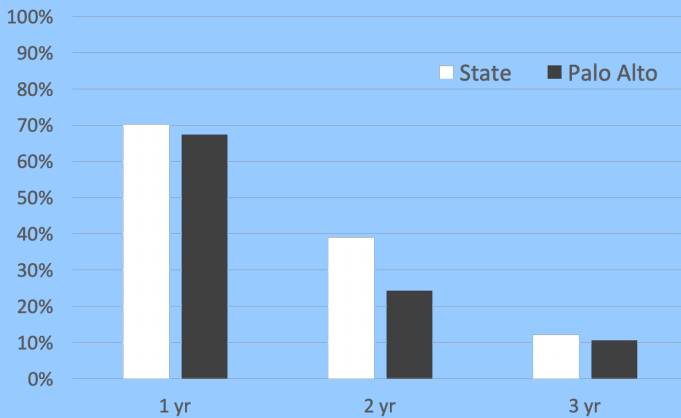
WERE TESTED FOR LEAD

OF ALL PALO ALTO COUNTY CHILDREN 0 TO 6 YEARS OLD ONLY

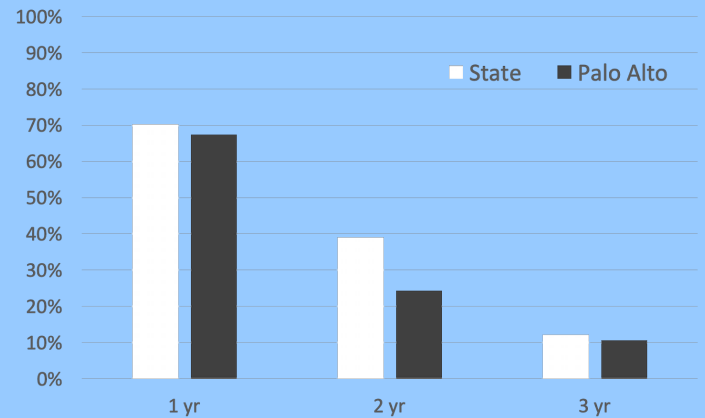
## 19.5%

WERE TESTED FOR LEAD

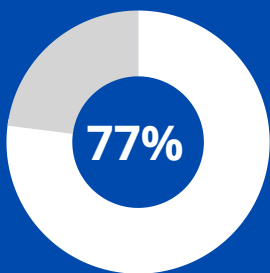
State vs County - Percent of Children Receiving a Blood Lead Test By Age



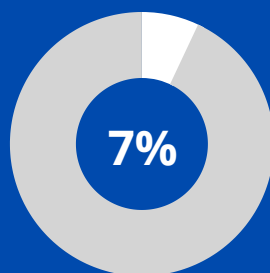
State vs County - Percent of Children Receiving a Blood Lead Test By Age



## RISK FACTORS

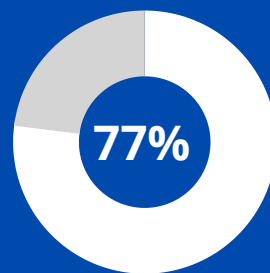


Pre-1979 Housing

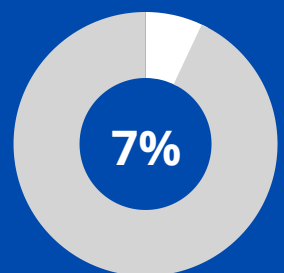


Population Below Poverty Level

## RISK FACTORS



Pre-1979 Housing



Population Below Poverty Level

\*Elevated Blood Lead Level is equal to or greater than 5 mcg/dL  
<https://www.cdc.gov/nceh/lead/data/blood-lead-reference-value.htm>  
 References:  
 Iowa Department of Public Health. (2018). Iowa Public Health Tracking Portal. Retrieved from <https://tracking.idph.iowa.gov/>  
 State Library of Iowa. (2018). American Community Survey: Poverty status in the past 12 months.  
 State Library of Iowa. (2018). American Community Survey: Year structure built.

\*Elevated Blood Lead Level is equal to or greater than 5 mcg/dL  
<https://www.cdc.gov/nceh/lead/data/blood-lead-reference-value.htm>  
 References:  
 Iowa Department of Public Health. (2018). Iowa Public Health Tracking Portal. Retrieved from <https://tracking.idph.iowa.gov/>  
 State Library of Iowa. (2018). American Community Survey: Poverty status in the past 12 months.  
 State Library of Iowa. (2018). American Community Survey: Year structure built.

890 children under 6 had a confirmed elevated blood lead level above 5 µg/dL in Iowa in 2018



That is enough to fill 12 school buses

Iowa Public Health Tracking Portal. (2018). Children Tested. Retrieved from <https://tracking.idph.iowa.gov/Health/Lead-Poisoning/Annual-Blood-Lead-Testing-Children-Under-6/Children-Tested>

890 children under 6 had a confirmed elevated blood lead level above 5 µg/dL in Iowa in 2018



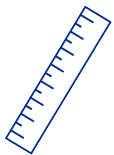
That is enough to fill 12 school buses

Iowa Public Health Tracking Portal. (2018). Children Tested. Retrieved from <https://tracking.idph.iowa.gov/Health/Lead-Poisoning/Annual-Blood-Lead-Testing-Children-Under-6/Children-Tested>

## HEALTH IMPACTS



Damage to brain & nervous system



Slowed growth & development



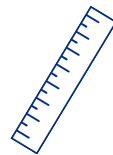
Hearing & speech problems



Learning & behavior problems



Damage to brain & nervous system



Slowed growth & development



Hearing & speech problems



Learning & behavior problems

# CHILDHOOD LEAD POISONING IS

100%

# PREVENTABLE

# CHILDHOOD LEAD POISONING IS

100%

# PREVENTABLE



# 2018 PLYMOUTH COUNTY IOWA LEAD REPORT CARD

# 2018 PLYMOUTH COUNTY IOWA LEAD REPORT CARD

OF ALL PLYMOUTH COUNTY CHILDREN 0 TO 6 YEARS OLD ONLY

## 21.8%

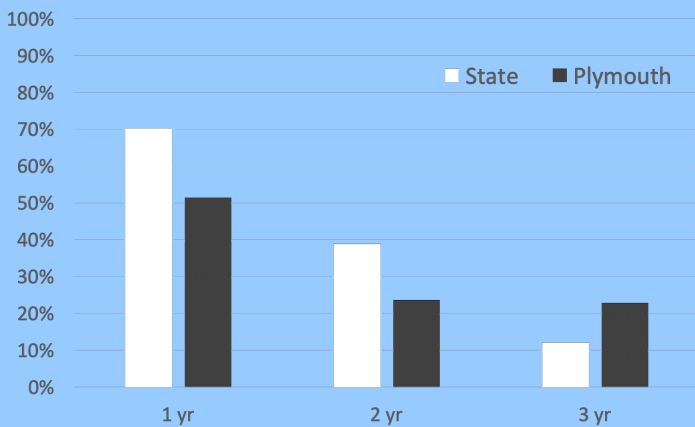
WERE TESTED FOR LEAD

OF ALL PLYMOUTH COUNTY CHILDREN 0 TO 6 YEARS OLD ONLY

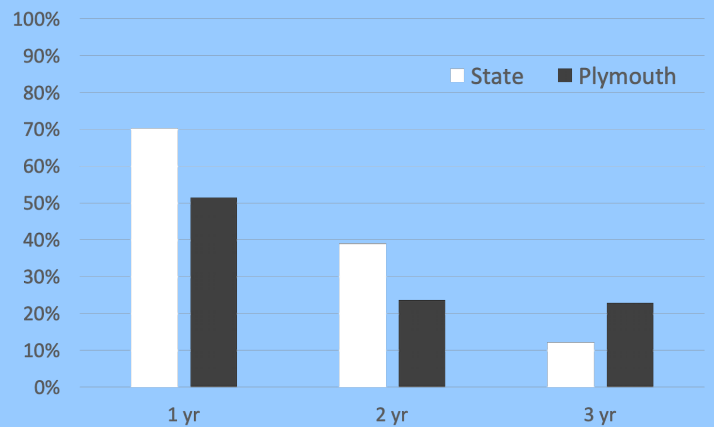
## 21.8%

WERE TESTED FOR LEAD

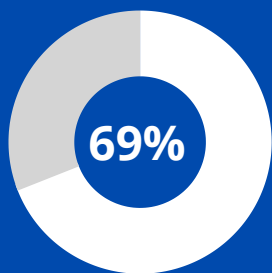
State vs County - Percent of Children Receiving a Blood Lead Test By Age



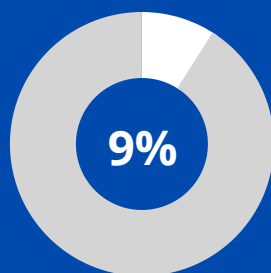
State vs County - Percent of Children Receiving a Blood Lead Test By Age



## RISK FACTORS

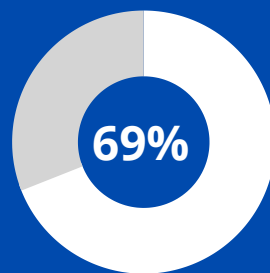


Pre-1979 Housing

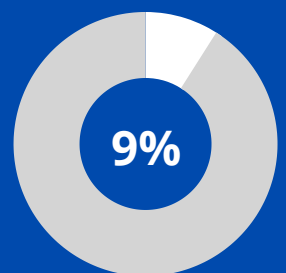


Population Below Poverty Level

## RISK FACTORS



Pre-1979 Housing



Population Below Poverty Level

\*Elevated Blood Lead Level is equal to or greater than 5 mcg/dL  
<https://www.cdc.gov/nceh/lead/data/blood-lead-reference-value.htm>  
 References:  
 Iowa Department of Public Health. (2018). Iowa Public Health Tracking Portal. Retrieved from <https://tracking.idph.iowa.gov/>  
 State Library of Iowa. (2018). American Community Survey: Poverty status in the past 12 months.  
 State Library of Iowa. (2018). American Community Survey: Year structure built.

\*Elevated Blood Lead Level is equal to or greater than 5 mcg/dL  
<https://www.cdc.gov/nceh/lead/data/blood-lead-reference-value.htm>  
 References:  
 Iowa Department of Public Health. (2018). Iowa Public Health Tracking Portal. Retrieved from <https://tracking.idph.iowa.gov/>  
 State Library of Iowa. (2018). American Community Survey: Poverty status in the past 12 months.  
 State Library of Iowa. (2018). American Community Survey: Year structure built.

890 children under 6 had a confirmed elevated blood lead level above 5 µg/dL in Iowa in 2018



That is enough to fill 12 school buses

Iowa Public Health Tracking Portal. (2018). Children Tested. Retrieved from <https://tracking.idph.iowa.gov/Health/Lead-Poisoning/Annual-Blood-Lead-Testing-Children-Under-6/Children-Tested>

890 children under 6 had a confirmed elevated blood lead level above 5 µg/dL in Iowa in 2018



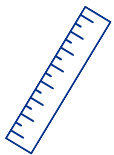
That is enough to fill 12 school buses

Iowa Public Health Tracking Portal. (2018). Children Tested. Retrieved from <https://tracking.idph.iowa.gov/Health/Lead-Poisoning/Annual-Blood-Lead-Testing-Children-Under-6/Children-Tested>

## HEALTH IMPACTS



Damage to brain & nervous system



Slowed growth & development



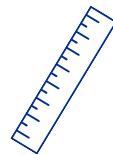
Hearing & speech problems



Learning & behavior problems



Damage to brain & nervous system



Slowed growth & development



Hearing & speech problems



Learning & behavior problems

# CHILDHOOD LEAD POISONING IS

100%

# PREVENTABLE

# CHILDHOOD LEAD POISONING IS

100%

# PREVENTABLE

# 2018 POCAHONTAS COUNTY IOWA LEAD REPORT CARD

# 2018 POCAHONTAS COUNTY IOWA LEAD REPORT CARD

OF ALL POCAHONTAS COUNTY CHILDREN 0 TO 6 YEARS OLD ONLY

## 29.1%

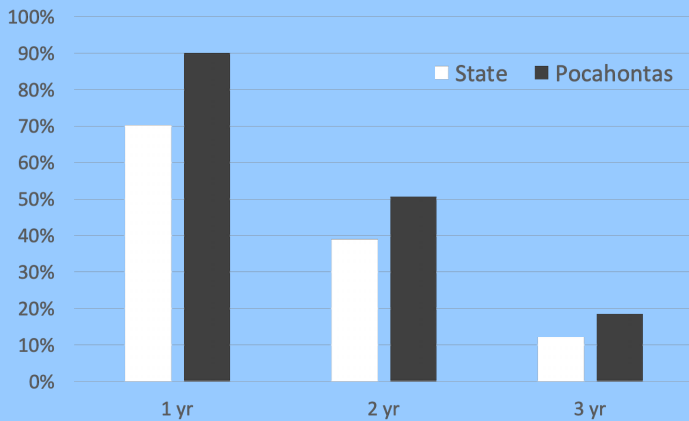
WERE TESTED FOR LEAD

OF ALL POCAHONTAS COUNTY CHILDREN 0 TO 6 YEARS OLD ONLY

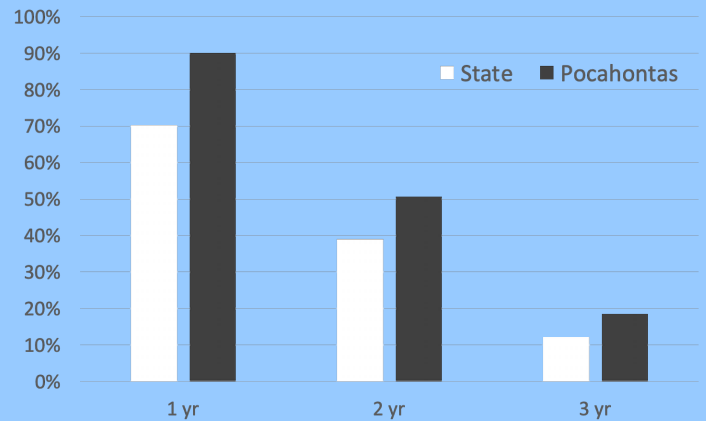
## 29.1%

WERE TESTED FOR LEAD

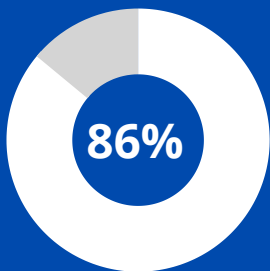
State vs County - Percent of Children Receiving a Blood Lead Test By Age



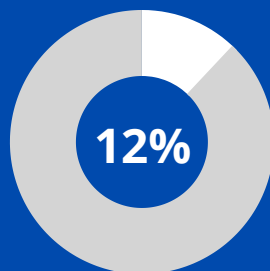
State vs County - Percent of Children Receiving a Blood Lead Test By Age



## RISK FACTORS

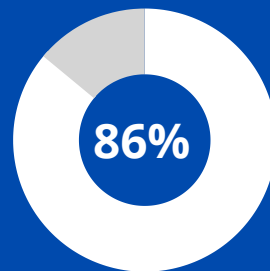


Pre-1979 Housing

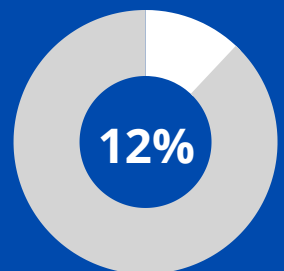


Population Below Poverty Level

## RISK FACTORS



Pre-1979 Housing



Population Below Poverty Level

\*Elevated Blood Lead Level is equal to or greater than 5 mcg/dL  
<https://www.cdc.gov/nceh/lead/data/blood-lead-reference-value.htm>  
 References:  
 Iowa Department of Public Health. (2018). Iowa Public Health Tracking Portal. Retrieved from <https://tracking.idph.iowa.gov/>  
 State Library of Iowa. (2018). American Community Survey: Poverty status in the past 12 months.  
 State Library of Iowa. (2018). American Community Survey: Year structure built.

\*Elevated Blood Lead Level is equal to or greater than 5 mcg/dL  
<https://www.cdc.gov/nceh/lead/data/blood-lead-reference-value.htm>  
 References:  
 Iowa Department of Public Health. (2018). Iowa Public Health Tracking Portal. Retrieved from <https://tracking.idph.iowa.gov/>  
 State Library of Iowa. (2018). American Community Survey: Poverty status in the past 12 months.  
 State Library of Iowa. (2018). American Community Survey: Year structure built.

890 children under 6 had a confirmed elevated blood lead level above 5 µg/dL in Iowa in 2018



That is enough to fill 12 school buses

Iowa Public Health Tracking Portal. (2018). Children Tested. Retrieved from <https://tracking.idph.iowa.gov/Health/Lead-Poisoning/Annual-Blood-Lead-Testing-Children-Under-6/Children-Tested>

890 children under 6 had a confirmed elevated blood lead level above 5 µg/dL in Iowa in 2018



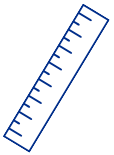
That is enough to fill 12 school buses

Iowa Public Health Tracking Portal. (2018). Children Tested. Retrieved from <https://tracking.idph.iowa.gov/Health/Lead-Poisoning/Annual-Blood-Lead-Testing-Children-Under-6/Children-Tested>

## HEALTH IMPACTS



Damage to brain & nervous system



Slowed growth & development



Hearing & speech problems



Learning & behavior problems



Damage to brain & nervous system



Slowed growth & development



Hearing & speech problems



Learning & behavior problems

# CHILDHOOD LEAD POISONING IS

100%

# PREVENTABLE

# CHILDHOOD LEAD POISONING IS

100%

# PREVENTABLE

# 2018 POLK COUNTY IOWA LEAD REPORT CARD

# 2018 POLK COUNTY IOWA LEAD REPORT CARD

OF ALL POLK COUNTY CHILDREN 0 TO 6 YEARS OLD ONLY

## 24.4%

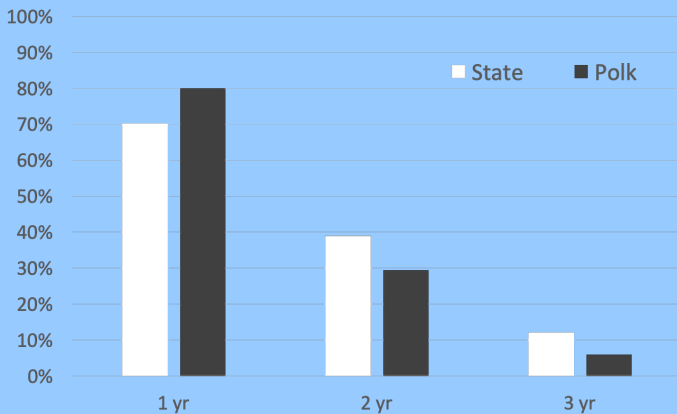
WERE TESTED FOR LEAD

OF ALL POLK COUNTY CHILDREN 0 TO 6 YEARS OLD ONLY

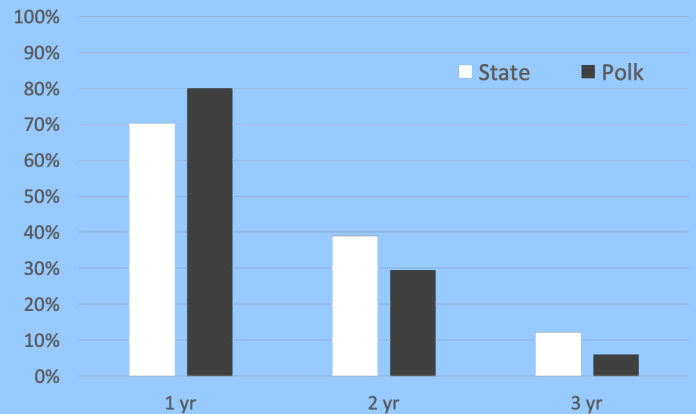
## 24.4%

WERE TESTED FOR LEAD

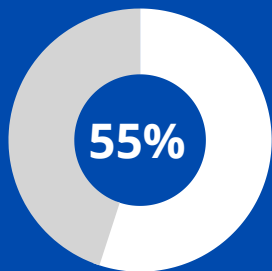
State vs County - Percent of Children Receiving a Blood Lead Test By Age



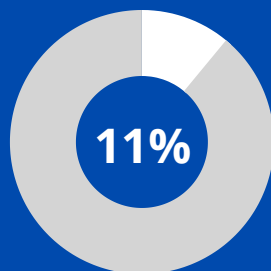
State vs County - Percent of Children Receiving a Blood Lead Test By Age



## RISK FACTORS

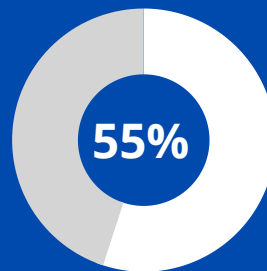


Pre-1979 Housing

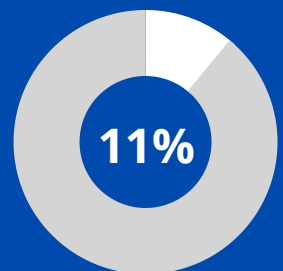


Population Below Poverty Level

## RISK FACTORS



Pre-1979 Housing



Population Below Poverty Level

\*Elevated Blood Lead Level is equal to or greater than 5 mcg/dL  
<https://www.cdc.gov/nceh/lead/data/blood-lead-reference-value.htm>  
 References:  
 Iowa Department of Public Health. (2018). Iowa Public Health Tracking Portal. Retrieved from <https://tracking.idph.iowa.gov/>  
 State Library of Iowa. (2018). American Community Survey: Poverty status in the past 12 months.  
 State Library of Iowa. (2018). American Community Survey: Year structure built.

\*Elevated Blood Lead Level is equal to or greater than 5 mcg/dL  
<https://www.cdc.gov/nceh/lead/data/blood-lead-reference-value.htm>  
 References:  
 Iowa Department of Public Health. (2018). Iowa Public Health Tracking Portal. Retrieved from <https://tracking.idph.iowa.gov/>  
 State Library of Iowa. (2018). American Community Survey: Poverty status in the past 12 months.  
 State Library of Iowa. (2018). American Community Survey: Year structure built.

890 children under 6 had a confirmed elevated blood lead level above 5 µg/dL in Iowa in 2018



That is enough to fill 12 school buses

Iowa Public Health Tracking Portal. (2018). Children Tested. Retrieved from <https://tracking.idph.iowa.gov/Health/Lead-Poisoning/Annual-Blood-Lead-Testing-Children-Under-6/Children-Tested>

890 children under 6 had a confirmed elevated blood lead level above 5 µg/dL in Iowa in 2018



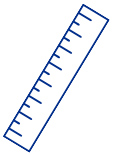
That is enough to fill 12 school buses

Iowa Public Health Tracking Portal. (2018). Children Tested. Retrieved from <https://tracking.idph.iowa.gov/Health/Lead-Poisoning/Annual-Blood-Lead-Testing-Children-Under-6/Children-Tested>

## HEALTH IMPACTS



Damage to brain & nervous system



Slowed growth & development



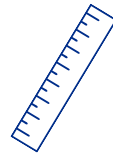
Hearing & speech problems



Learning & behavior problems



Damage to brain & nervous system



Slowed growth & development



Hearing & speech problems



Learning & behavior problems

# CHILDHOOD LEAD POISONING IS

100%

# PREVENTABLE

# CHILDHOOD LEAD POISONING IS

100%

# PREVENTABLE

# 2018 POTTAWATTAMIE COUNTY IOWA LEAD REPORT CARD

# 2018 POTTAWATTAMIE COUNTY IOWA LEAD REPORT CARD

OF ALL POTTAWATTAMIE COUNTY CHILDREN 0 TO 6 YEARS OLD ONLY

## 23.9%

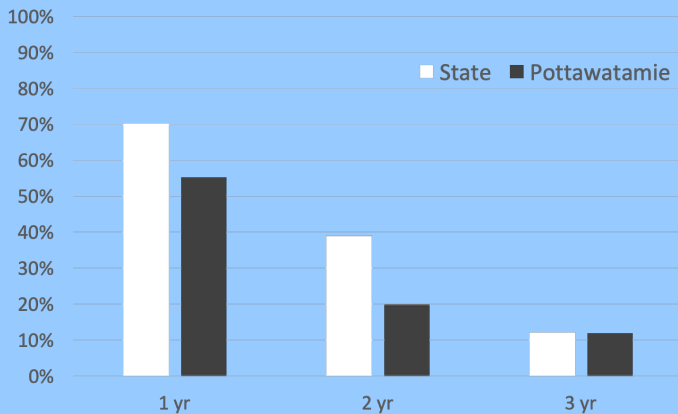
WERE TESTED FOR LEAD

OF ALL POTTAWATTAMIE COUNTY CHILDREN 0 TO 6 YEARS OLD ONLY

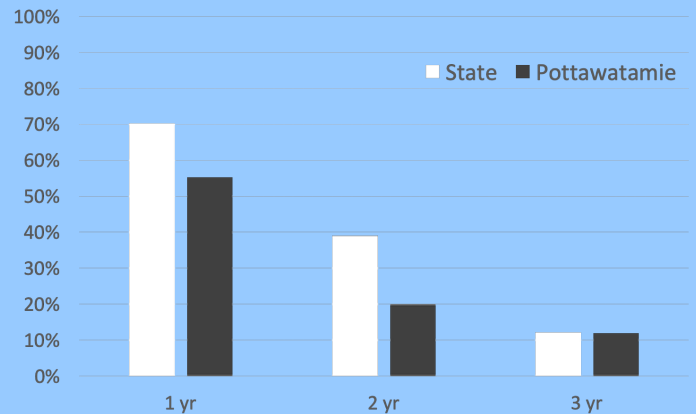
## 23.9%

WERE TESTED FOR LEAD

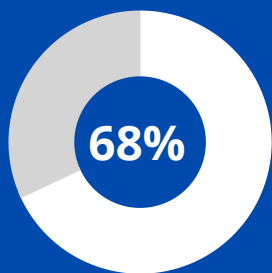
State vs County - Percent of Children Receiving a Blood Lead Test By Age



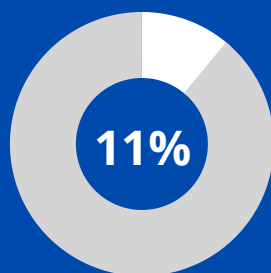
State vs County - Percent of Children Receiving a Blood Lead Test By Age



## RISK FACTORS

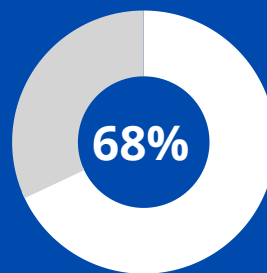


Pre-1979 Housing

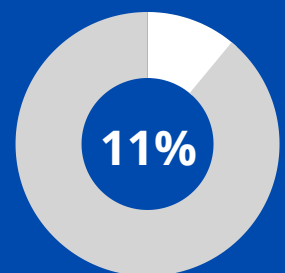


Population Below Poverty Level

## RISK FACTORS



Pre-1979 Housing



Population Below Poverty Level

\*Elevated Blood Lead Level is equal to or greater than 5 mcg/dL  
<https://www.cdc.gov/nceh/lead/data/blood-lead-reference-value.htm>  
 References:  
 Iowa Department of Public Health. (2018). Iowa Public Health Tracking Portal. Retrieved from <https://tracking.idph.iowa.gov/>  
 State Library of Iowa. (2018). American Community Survey: Poverty status in the past 12 months.  
 State Library of Iowa. (2018). American Community Survey: Year structure built.

\*Elevated Blood Lead Level is equal to or greater than 5 mcg/dL  
<https://www.cdc.gov/nceh/lead/data/blood-lead-reference-value.htm>  
 References:  
 Iowa Department of Public Health. (2018). Iowa Public Health Tracking Portal. Retrieved from <https://tracking.idph.iowa.gov/>  
 State Library of Iowa. (2018). American Community Survey: Poverty status in the past 12 months.  
 State Library of Iowa. (2018). American Community Survey: Year structure built.

890 children under 6 had a confirmed elevated blood lead level above 5 µg/dL in Iowa in 2018



That is enough to fill 12 school buses

Iowa Public Health Tracking Portal. (2018). Children Tested. Retrieved from <https://tracking.idph.iowa.gov/Health/Lead-Poisoning/Annual-Blood-Lead-Testing-Children-Under-6/Children-Tested>

890 children under 6 had a confirmed elevated blood lead level above 5 µg/dL in Iowa in 2018



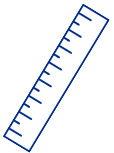
That is enough to fill 12 school buses

Iowa Public Health Tracking Portal. (2018). Children Tested. Retrieved from <https://tracking.idph.iowa.gov/Health/Lead-Poisoning/Annual-Blood-Lead-Testing-Children-Under-6/Children-Tested>

## HEALTH IMPACTS



Damage to brain & nervous system



Slowed growth & development



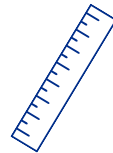
Hearing & speech problems



Learning & behavior problems



Damage to brain & nervous system



Slowed growth & development



Hearing & speech problems



Learning & behavior problems

# CHILDHOOD LEAD POISONING IS

100%

# PREVENTABLE

# CHILDHOOD LEAD POISONING IS

100%

# PREVENTABLE



# 2018 POWESHIEK COUNTY IOWA LEAD REPORT CARD

# 2018 POWESHIEK COUNTY IOWA LEAD REPORT CARD

OF ALL POWESHIEK COUNTY CHILDREN 0 TO 6 YEARS OLD ONLY

## 19.3%

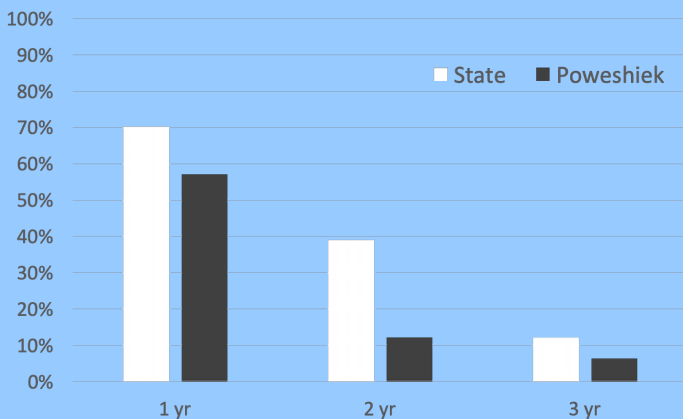
WERE TESTED FOR LEAD

OF ALL POWESHIEK COUNTY CHILDREN 0 TO 6 YEARS OLD ONLY

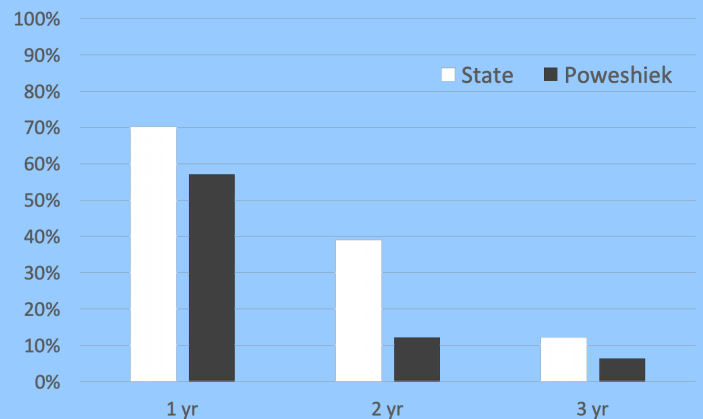
## 19.3%

WERE TESTED FOR LEAD

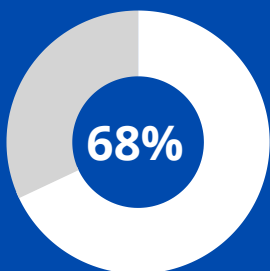
State vs County - Percent of Children Receiving a Blood Lead Test By Age



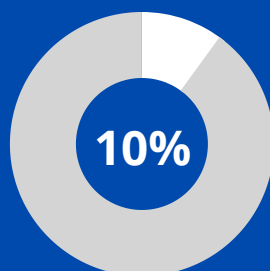
State vs County - Percent of Children Receiving a Blood Lead Test By Age



## RISK FACTORS

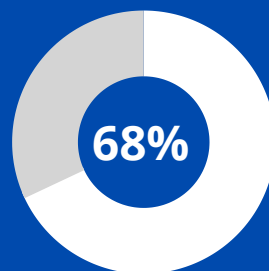


Pre-1979 Housing

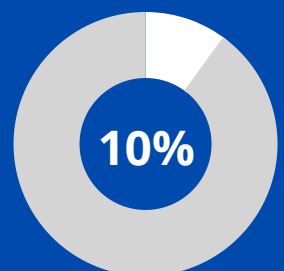


Population Below Poverty Level

## RISK FACTORS



Pre-1979 Housing



Population Below Poverty Level

\*Elevated Blood Lead Level is equal to or greater than 5 mcg/dL  
<https://www.cdc.gov/nceh/lead/data/blood-lead-reference-value.htm>  
 References:  
 Iowa Department of Public Health. (2018). Iowa Public Health Tracking Portal. Retrieved from <https://tracking.idph.iowa.gov/>  
 State Library of Iowa. (2018). American Community Survey: Poverty status in the past 12 months.  
 State Library of Iowa. (2018). American Community Survey: Year structure built.

\*Elevated Blood Lead Level is equal to or greater than 5 mcg/dL  
<https://www.cdc.gov/nceh/lead/data/blood-lead-reference-value.htm>  
 References:  
 Iowa Department of Public Health. (2018). Iowa Public Health Tracking Portal. Retrieved from <https://tracking.idph.iowa.gov/>  
 State Library of Iowa. (2018). American Community Survey: Poverty status in the past 12 months.  
 State Library of Iowa. (2018). American Community Survey: Year structure built.

890 children under 6 had a confirmed elevated blood lead level above 5 µg/dL in Iowa in 2018



That is enough to fill 12 school buses

Iowa Public Health Tracking Portal. (2018). Children Tested. Retrieved from <https://tracking.idph.iowa.gov/Health/Lead-Poisoning/Annual-Blood-Lead-Testing-Children-Under-6/Children-Tested>

890 children under 6 had a confirmed elevated blood lead level above 5 µg/dL in Iowa in 2018



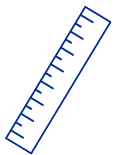
That is enough to fill 12 school buses

Iowa Public Health Tracking Portal. (2018). Children Tested. Retrieved from <https://tracking.idph.iowa.gov/Health/Lead-Poisoning/Annual-Blood-Lead-Testing-Children-Under-6/Children-Tested>

## HEALTH IMPACTS



Damage to brain & nervous system



Slowed growth & development



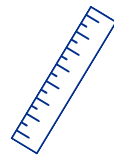
Hearing & speech problems



Learning & behavior problems



Damage to brain & nervous system



Slowed growth & development



Hearing & speech problems



Learning & behavior problems

# CHILDHOOD LEAD POISONING IS

100%

# PREVENTABLE

# CHILDHOOD LEAD POISONING IS

100%

# PREVENTABLE

# 2018 RINGGOLD COUNTY IOWA LEAD REPORT CARD

# 2018 RINGGOLD COUNTY IOWA LEAD REPORT CARD

OF ALL RINGGOLD COUNTY CHILDREN 0 TO 6 YEARS OLD ONLY

## 21.3%

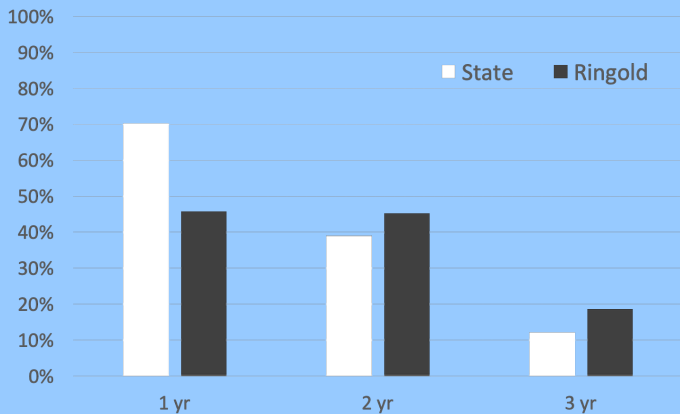
WERE TESTED FOR LEAD

OF ALL RINGGOLD COUNTY CHILDREN 0 TO 6 YEARS OLD ONLY

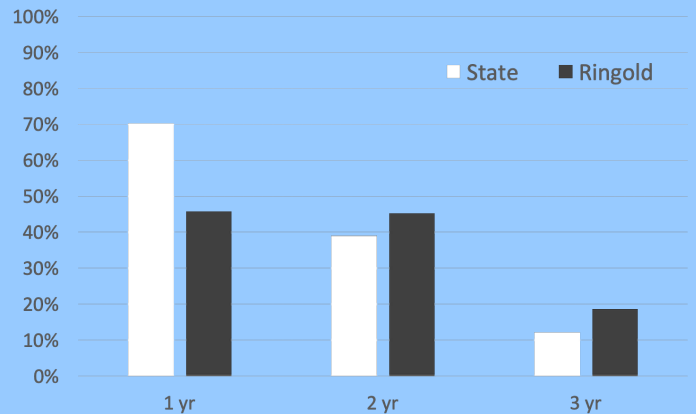
## 21.3%

WERE TESTED FOR LEAD

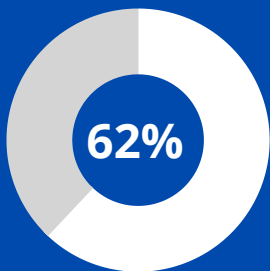
State vs County - Percent of Children Receiving a Blood Lead Test By Age



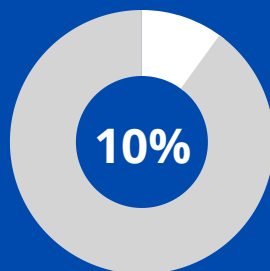
State vs County - Percent of Children Receiving a Blood Lead Test By Age



## RISK FACTORS

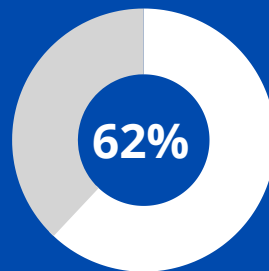


Pre-1979 Housing

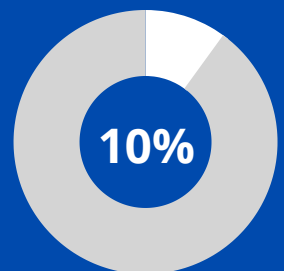


Population Below Poverty Level

## RISK FACTORS



Pre-1979 Housing



Population Below Poverty Level

\*Elevated Blood Lead Level is equal to or greater than 5 mcg/dL  
<https://www.cdc.gov/nceh/lead/data/blood-lead-reference-value.htm>  
 References:  
 Iowa Department of Public Health. (2018). Iowa Public Health Tracking Portal. Retrieved from <https://tracking.idph.iowa.gov/>  
 State Library of Iowa. (2018). American Community Survey: Poverty status in the past 12 months.  
 State Library of Iowa. (2018). American Community Survey: Year structure built.

\*Elevated Blood Lead Level is equal to or greater than 5 mcg/dL  
<https://www.cdc.gov/nceh/lead/data/blood-lead-reference-value.htm>  
 References:  
 Iowa Department of Public Health. (2018). Iowa Public Health Tracking Portal. Retrieved from <https://tracking.idph.iowa.gov/>  
 State Library of Iowa. (2018). American Community Survey: Poverty status in the past 12 months.  
 State Library of Iowa. (2018). American Community Survey: Year structure built.

890 children under 6 had a confirmed elevated blood lead level above 5 µg/dL in Iowa in 2018



That is enough to fill 12 school buses

Iowa Public Health Tracking Portal. (2018). Children Tested. Retrieved from <https://tracking.idph.iowa.gov/Health/Lead-Poisoning/Annual-Blood-Lead-Testing-Children-Under-6/Children-Tested>

890 children under 6 had a confirmed elevated blood lead level above 5 µg/dL in Iowa in 2018



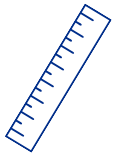
That is enough to fill 12 school buses

Iowa Public Health Tracking Portal. (2018). Children Tested. Retrieved from <https://tracking.idph.iowa.gov/Health/Lead-Poisoning/Annual-Blood-Lead-Testing-Children-Under-6/Children-Tested>

## HEALTH IMPACTS



Damage to brain & nervous system



Slowed growth & development



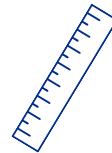
Hearing & speech problems



Learning & behavior problems



Damage to brain & nervous system



Slowed growth & development



Hearing & speech problems



Learning & behavior problems

# CHILDHOOD LEAD POISONING IS

100%

# PREVENTABLE

# CHILDHOOD LEAD POISONING IS

100%

# PREVENTABLE

# 2018 SAC COUNTY IOWA LEAD REPORT CARD

# 2018 SAC COUNTY IOWA LEAD REPORT CARD

OF ALL SAC COUNTY CHILDREN 0 TO 6 YEARS OLD ONLY

## 21.3%

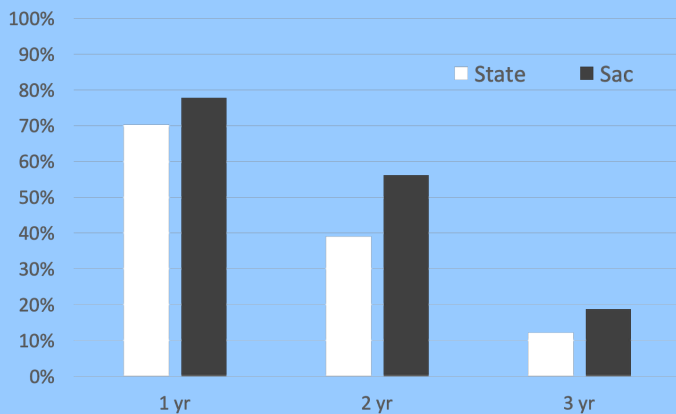
WERE TESTED FOR LEAD

OF ALL SAC COUNTY CHILDREN 0 TO 6 YEARS OLD ONLY

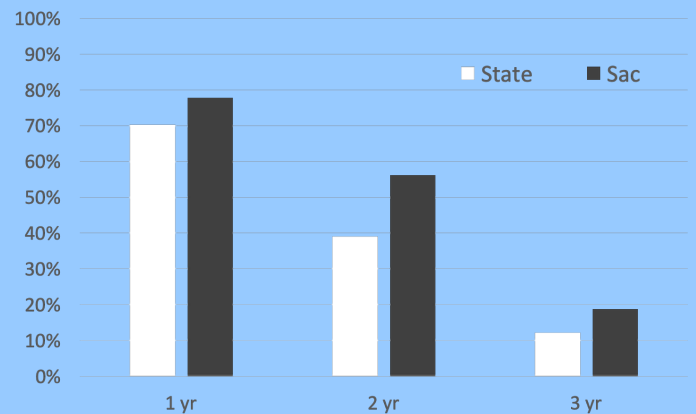
## 21.3%

WERE TESTED FOR LEAD

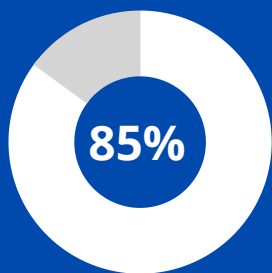
State vs County - Percent of Children Receiving a Blood Lead Test By Age



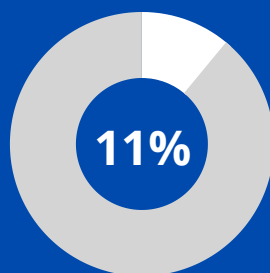
State vs County - Percent of Children Receiving a Blood Lead Test By Age



## RISK FACTORS

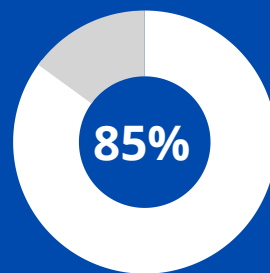


Pre-1979 Housing

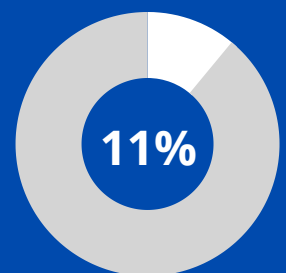


Population Below Poverty Level

## RISK FACTORS



Pre-1979 Housing



Population Below Poverty Level

\*Elevated Blood Lead Level is equal to or greater than 5 mcg/dL  
<https://www.cdc.gov/nceh/lead/data/blood-lead-reference-value.htm>  
 References:  
 Iowa Department of Public Health. (2018). Iowa Public Health Tracking Portal. Retrieved from <https://tracking.idph.iowa.gov/>  
 State Library of Iowa. (2018). American Community Survey: Poverty status in the past 12 months.  
 State Library of Iowa. (2018). American Community Survey: Year structure built.

\*Elevated Blood Lead Level is equal to or greater than 5 mcg/dL  
<https://www.cdc.gov/nceh/lead/data/blood-lead-reference-value.htm>  
 References:  
 Iowa Department of Public Health. (2018). Iowa Public Health Tracking Portal. Retrieved from <https://tracking.idph.iowa.gov/>  
 State Library of Iowa. (2018). American Community Survey: Poverty status in the past 12 months.  
 State Library of Iowa. (2018). American Community Survey: Year structure built.

890 children under 6 had a confirmed elevated blood lead level above 5 µg/dL in Iowa in 2018



That is enough to fill 12 school buses

Iowa Public Health Tracking Portal. (2018). Children Tested. Retrieved from <https://tracking.idph.iowa.gov/Health/Lead-Poisoning/Annual-Blood-Lead-Testing-Children-Under-6/Children-Tested>

890 children under 6 had a confirmed elevated blood lead level above 5 µg/dL in Iowa in 2018



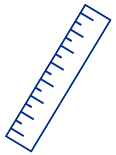
That is enough to fill 12 school buses

Iowa Public Health Tracking Portal. (2018). Children Tested. Retrieved from <https://tracking.idph.iowa.gov/Health/Lead-Poisoning/Annual-Blood-Lead-Testing-Children-Under-6/Children-Tested>

## HEALTH IMPACTS



Damage to brain & nervous system



Slowed growth & development



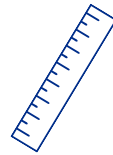
Hearing & speech problems



Learning & behavior problems



Damage to brain & nervous system



Slowed growth & development



Hearing & speech problems



Learning & behavior problems

# CHILDHOOD LEAD POISONING IS

100%

# PREVENTABLE

# CHILDHOOD LEAD POISONING IS

100%

# PREVENTABLE

# 2018 SCOTT COUNTY IOWA LEAD REPORT CARD

# 2018 SCOTT COUNTY IOWA LEAD REPORT CARD

OF ALL SCOTT COUNTY CHILDREN 0 TO 6 YEARS OLD ONLY

## 25.3%

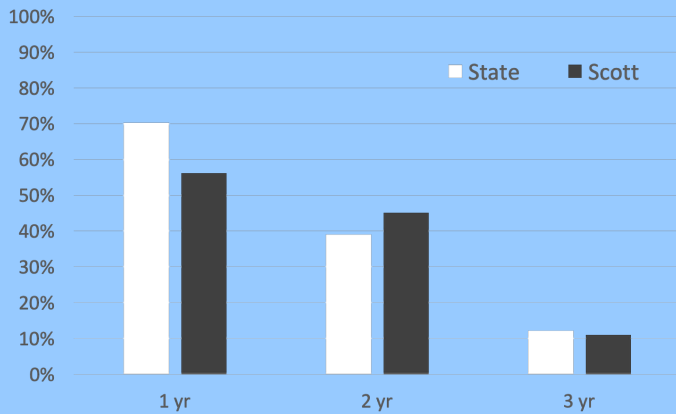
WERE TESTED FOR LEAD

OF ALL SCOTT COUNTY CHILDREN 0 TO 6 YEARS OLD ONLY

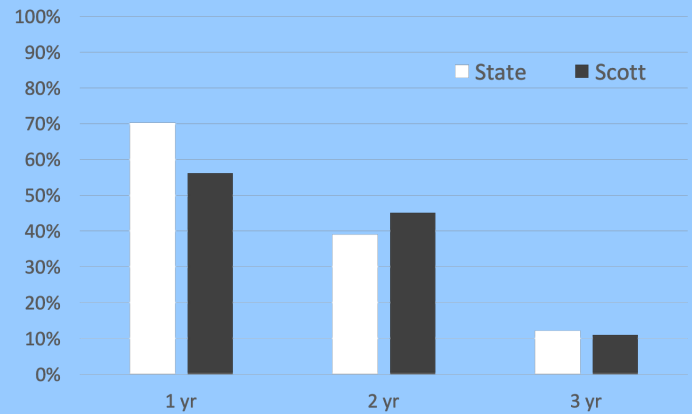
## 25.3%

WERE TESTED FOR LEAD

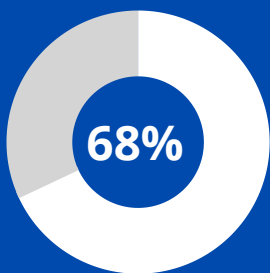
State vs County - Percent of Children Receiving a Blood Lead Test By Age



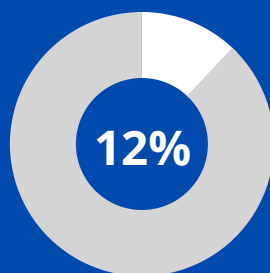
State vs County - Percent of Children Receiving a Blood Lead Test By Age



## RISK FACTORS

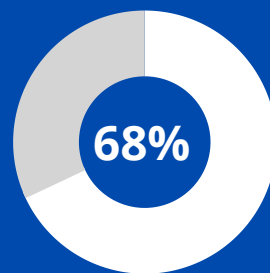


Pre-1979 Housing

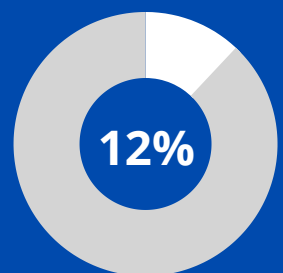


Population Below Poverty Level

## RISK FACTORS



Pre-1979 Housing



Population Below Poverty Level

\*Elevated Blood Lead Level is equal to or greater than 5 mcg/dL  
<https://www.cdc.gov/nceh/lead/data/blood-lead-reference-value.htm>  
 References:  
 Iowa Department of Public Health. (2018). Iowa Public Health Tracking Portal. Retrieved from <https://tracking.idph.iowa.gov/>  
 State Library of Iowa. (2018). American Community Survey: Poverty status in the past 12 months.  
 State Library of Iowa. (2018). American Community Survey: Year structure built.

\*Elevated Blood Lead Level is equal to or greater than 5 mcg/dL  
<https://www.cdc.gov/nceh/lead/data/blood-lead-reference-value.htm>  
 References:  
 Iowa Department of Public Health. (2018). Iowa Public Health Tracking Portal. Retrieved from <https://tracking.idph.iowa.gov/>  
 State Library of Iowa. (2018). American Community Survey: Poverty status in the past 12 months.  
 State Library of Iowa. (2018). American Community Survey: Year structure built.

890 children under 6 had a confirmed elevated blood lead level above 5 µg/dL in Iowa in 2018



That is enough to fill 12 school buses

Iowa Public Health Tracking Portal. (2018). Children Tested. Retrieved from <https://tracking.idph.iowa.gov/Health/Lead-Poisoning/Annual-Blood-Lead-Testing-Children-Under-6/Children-Tested>

890 children under 6 had a confirmed elevated blood lead level above 5 µg/dL in Iowa in 2018



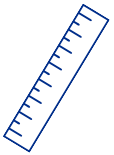
That is enough to fill 12 school buses

Iowa Public Health Tracking Portal. (2018). Children Tested. Retrieved from <https://tracking.idph.iowa.gov/Health/Lead-Poisoning/Annual-Blood-Lead-Testing-Children-Under-6/Children-Tested>

## HEALTH IMPACTS



Damage to brain & nervous system



Slowed growth & development



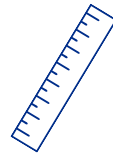
Hearing & speech problems



Learning & behavior problems



Damage to brain & nervous system



Slowed growth & development



Hearing & speech problems



Learning & behavior problems

# CHILDHOOD LEAD POISONING IS

100%

# PREVENTABLE

# CHILDHOOD LEAD POISONING IS

100%

# PREVENTABLE



# 2018 SHELBY COUNTY IOWA LEAD REPORT CARD

# 2018 SHELBY COUNTY IOWA LEAD REPORT CARD

OF ALL SHELBY COUNTY CHILDREN 0 TO 6 YEARS OLD ONLY

## 20.3%

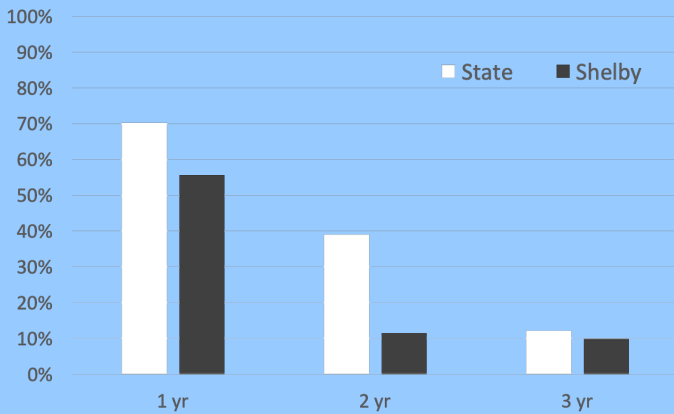
WERE TESTED FOR LEAD

OF ALL SHELBY COUNTY CHILDREN 0 TO 6 YEARS OLD ONLY

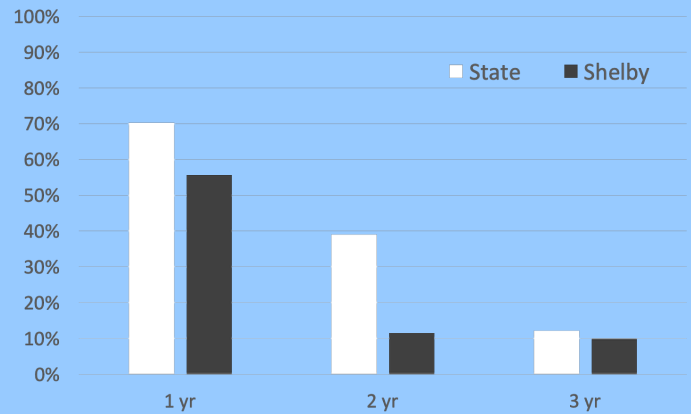
## 20.3%

WERE TESTED FOR LEAD

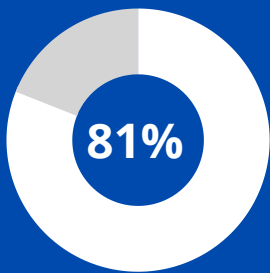
State vs County - Percent of Children Receiving a Blood Lead Test By Age



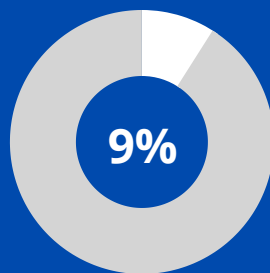
State vs County - Percent of Children Receiving a Blood Lead Test By Age



## RISK FACTORS

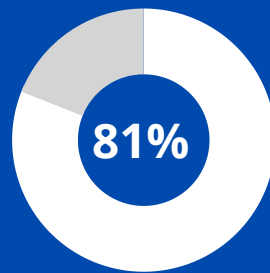


Pre-1979 Housing

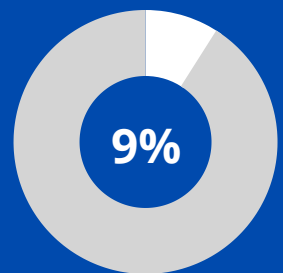


Population Below Poverty Level

## RISK FACTORS



Pre-1979 Housing



Population Below Poverty Level

\*Elevated Blood Lead Level is equal to or greater than 5 mcg/dL  
<https://www.cdc.gov/nceh/lead/data/blood-lead-reference-value.htm>  
 References:  
 Iowa Department of Public Health. (2018). Iowa Public Health Tracking Portal. Retrieved from <https://tracking.idph.iowa.gov/>  
 State Library of Iowa. (2018). American Community Survey: Poverty status in the past 12 months.  
 State Library of Iowa. (2018). American Community Survey: Year structure built.

\*Elevated Blood Lead Level is equal to or greater than 5 mcg/dL  
<https://www.cdc.gov/nceh/lead/data/blood-lead-reference-value.htm>  
 References:  
 Iowa Department of Public Health. (2018). Iowa Public Health Tracking Portal. Retrieved from <https://tracking.idph.iowa.gov/>  
 State Library of Iowa. (2018). American Community Survey: Poverty status in the past 12 months.  
 State Library of Iowa. (2018). American Community Survey: Year structure built.

890 children under 6 had a confirmed elevated blood lead level above 5 µg/dL in Iowa in 2018



That is enough to fill 12 school buses

Iowa Public Health Tracking Portal. (2018). Children Tested. Retrieved from <https://tracking.idph.iowa.gov/Health/Lead-Poisoning/Annual-Blood-Lead-Testing-Children-Under-6/Children-Tested>

890 children under 6 had a confirmed elevated blood lead level above 5 µg/dL in Iowa in 2018



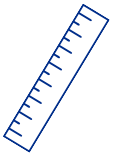
That is enough to fill 12 school buses

Iowa Public Health Tracking Portal. (2018). Children Tested. Retrieved from <https://tracking.idph.iowa.gov/Health/Lead-Poisoning/Annual-Blood-Lead-Testing-Children-Under-6/Children-Tested>

## HEALTH IMPACTS



Damage to brain & nervous system



Slowed growth & development



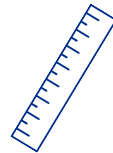
Hearing & speech problems



Learning & behavior problems



Damage to brain & nervous system



Slowed growth & development



Hearing & speech problems



Learning & behavior problems

# CHILDHOOD LEAD POISONING IS

100%

# PREVENTABLE

# CHILDHOOD LEAD POISONING IS

100%

# PREVENTABLE

# 2018 SIOUX COUNTY IOWA LEAD REPORT CARD

# 2018 SIOUX COUNTY IOWA LEAD REPORT CARD

OF ALL SIOUX COUNTY CHILDREN 0 TO 6 YEARS OLD ONLY

## 29.1%

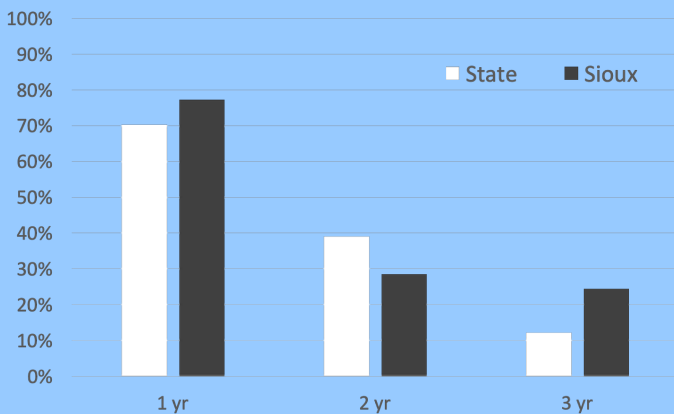
WERE TESTED FOR LEAD

OF ALL SIOUX COUNTY CHILDREN 0 TO 6 YEARS OLD ONLY

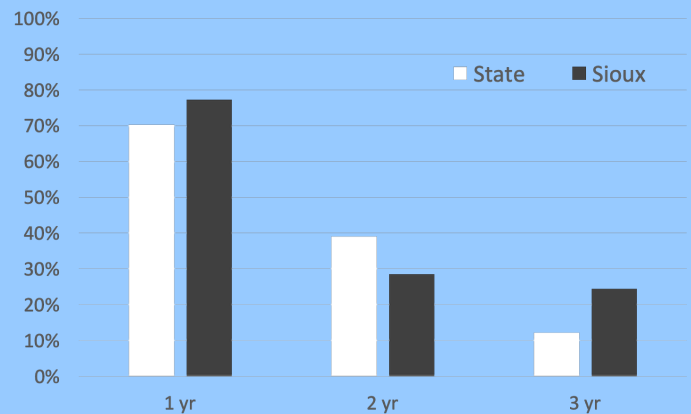
## 29.1%

WERE TESTED FOR LEAD

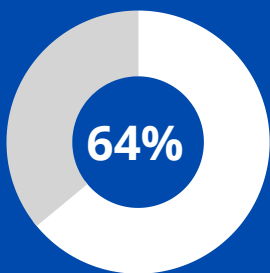
State vs County - Percent of Children Receiving a Blood Lead Test By Age



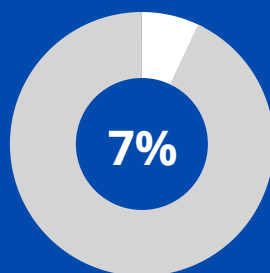
State vs County - Percent of Children Receiving a Blood Lead Test By Age



## RISK FACTORS

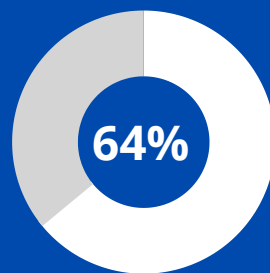


Pre-1979 Housing

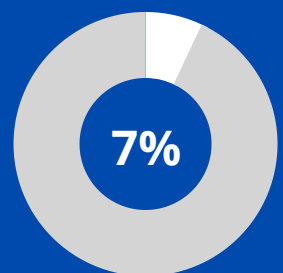


Population Below Poverty Level

## RISK FACTORS



Pre-1979 Housing



Population Below Poverty Level

\*Elevated Blood Lead Level is equal to or greater than 5 mcg/dL  
<https://www.cdc.gov/nceh/lead/data/blood-lead-reference-value.htm>  
 References:  
 Iowa Department of Public Health. (2018). Iowa Public Health Tracking Portal. Retrieved from <https://tracking.idph.iowa.gov/>  
 State Library of Iowa. (2018). American Community Survey: Poverty status in the past 12 months.  
 State Library of Iowa. (2018). American Community Survey: Year structure built.

\*Elevated Blood Lead Level is equal to or greater than 5 mcg/dL  
<https://www.cdc.gov/nceh/lead/data/blood-lead-reference-value.htm>  
 References:  
 Iowa Department of Public Health. (2018). Iowa Public Health Tracking Portal. Retrieved from <https://tracking.idph.iowa.gov/>  
 State Library of Iowa. (2018). American Community Survey: Poverty status in the past 12 months.  
 State Library of Iowa. (2018). American Community Survey: Year structure built.

890 children under 6 had a confirmed elevated blood lead level above 5 µg/dL in Iowa in 2018



That is enough to fill 12 school buses

Iowa Public Health Tracking Portal. (2018). Children Tested. Retrieved from <https://tracking.idph.iowa.gov/Health/Lead-Poisoning/Annual-Blood-Lead-Testing-Children-Under-6/Children-Tested>

890 children under 6 had a confirmed elevated blood lead level above 5 µg/dL in Iowa in 2018



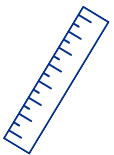
That is enough to fill 12 school buses

Iowa Public Health Tracking Portal. (2018). Children Tested. Retrieved from <https://tracking.idph.iowa.gov/Health/Lead-Poisoning/Annual-Blood-Lead-Testing-Children-Under-6/Children-Tested>

## HEALTH IMPACTS



Damage to brain & nervous system



Slowed growth & development



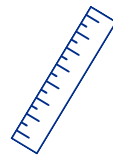
Hearing & speech problems



Learning & behavior problems



Damage to brain & nervous system



Slowed growth & development



Hearing & speech problems



Learning & behavior problems

# CHILDHOOD LEAD POISONING IS

100%

# PREVENTABLE

# CHILDHOOD LEAD POISONING IS

100%

# PREVENTABLE

# 2018 STORY COUNTY IOWA LEAD REPORT CARD

# 2018 STORY COUNTY IOWA LEAD REPORT CARD

OF ALL STORY COUNTY CHILDREN 0 TO 6 YEARS OLD ONLY

## 24.3%

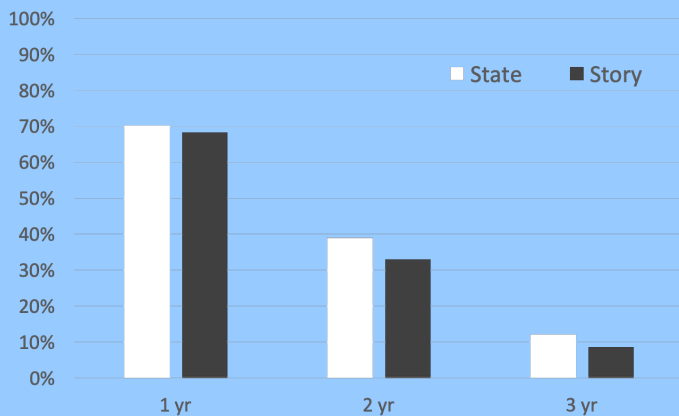
WERE TESTED FOR LEAD

OF ALL STORY COUNTY CHILDREN 0 TO 6 YEARS OLD ONLY

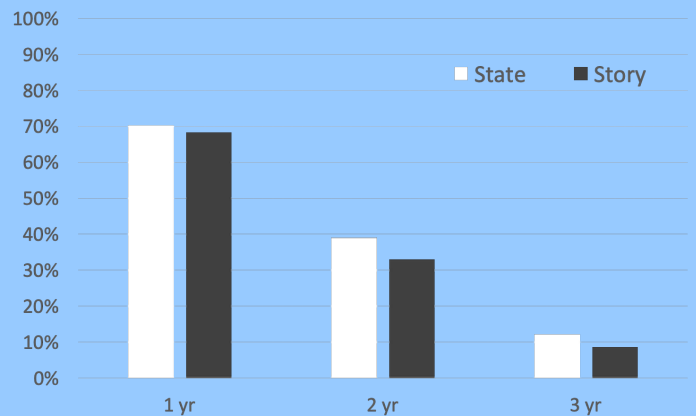
## 24.3%

WERE TESTED FOR LEAD

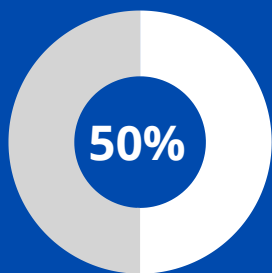
State vs County - Percent of Children Receiving a Blood Lead Test By Age



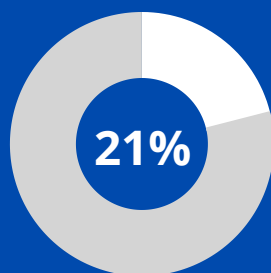
State vs County - Percent of Children Receiving a Blood Lead Test By Age



## RISK FACTORS

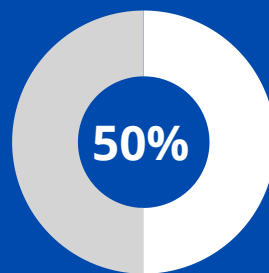


Pre-1979 Housing

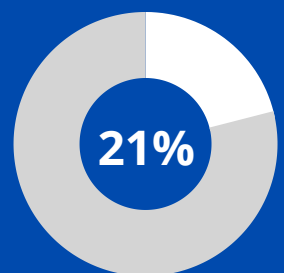


Population Below Poverty Level

## RISK FACTORS



Pre-1979 Housing



Population Below Poverty Level

\*Elevated Blood Lead Level is equal to or greater than 5 mcg/dL  
<https://www.cdc.gov/nceh/lead/data/blood-lead-reference-value.htm>  
 References:  
 Iowa Department of Public Health. (2018). Iowa Public Health Tracking Portal. Retrieved from <https://tracking.idph.iowa.gov/>  
 State Library of Iowa. (2018). American Community Survey: Poverty status in the past 12 months.  
 State Library of Iowa. (2018). American Community Survey: Year structure built.

\*Elevated Blood Lead Level is equal to or greater than 5 mcg/dL  
<https://www.cdc.gov/nceh/lead/data/blood-lead-reference-value.htm>  
 References:  
 Iowa Department of Public Health. (2018). Iowa Public Health Tracking Portal. Retrieved from <https://tracking.idph.iowa.gov/>  
 State Library of Iowa. (2018). American Community Survey: Poverty status in the past 12 months.  
 State Library of Iowa. (2018). American Community Survey: Year structure built.

890 children under 6 had a confirmed elevated blood lead level above 5 µg/dL in Iowa in 2018



That is enough to fill 12 school buses

Iowa Public Health Tracking Portal. (2018). Children Tested. Retrieved from <https://tracking.idph.iowa.gov/Health/Lead-Poisoning/Annual-Blood-Lead-Testing-Children-Under-6/Children-Tested>

890 children under 6 had a confirmed elevated blood lead level above 5 µg/dL in Iowa in 2018



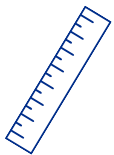
That is enough to fill 12 school buses

Iowa Public Health Tracking Portal. (2018). Children Tested. Retrieved from <https://tracking.idph.iowa.gov/Health/Lead-Poisoning/Annual-Blood-Lead-Testing-Children-Under-6/Children-Tested>

## HEALTH IMPACTS



Damage to brain & nervous system



Slowed growth & development



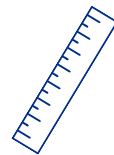
Hearing & speech problems



Learning & behavior problems



Damage to brain & nervous system



Slowed growth & development



Hearing & speech problems



Learning & behavior problems

# CHILDHOOD LEAD POISONING IS

100%

# PREVENTABLE

# CHILDHOOD LEAD POISONING IS

100%

# PREVENTABLE

# 2018 TAMA COUNTY IOWA LEAD REPORT CARD

# 2018 TAMA COUNTY IOWA LEAD REPORT CARD

OF ALL TAMA COUNTY CHILDREN  
0 TO 6 YEARS OLD ONLY

# 33.7%

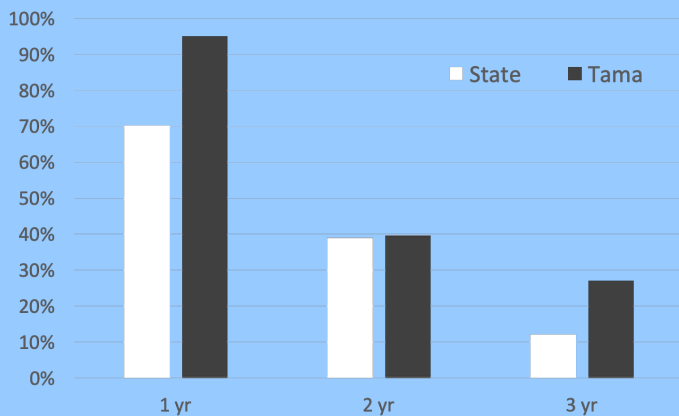
WERE TESTED FOR LEAD

OF ALL TAMA COUNTY CHILDREN  
0 TO 6 YEARS OLD ONLY

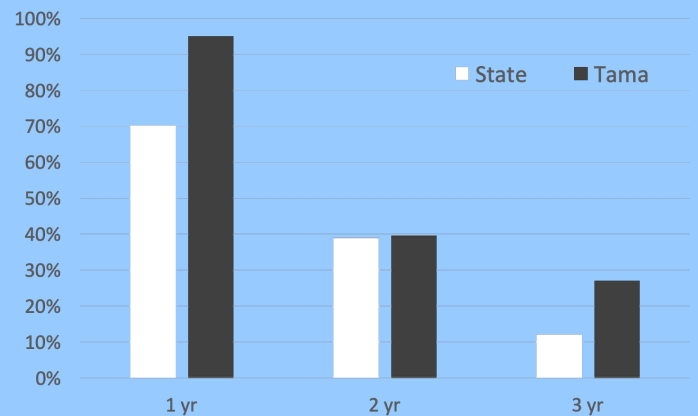
# 33.7%

WERE TESTED FOR LEAD

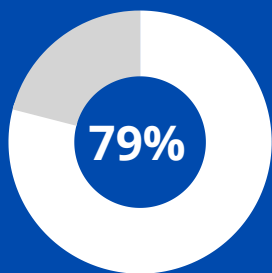
State vs County - Percent of Children  
Receiving a Blood Lead Test By Age



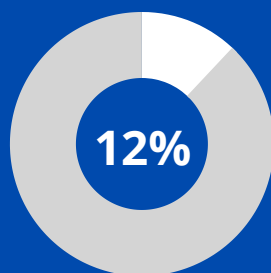
State vs County - Percent of Children  
Receiving a Blood Lead Test By Age



## RISK FACTORS

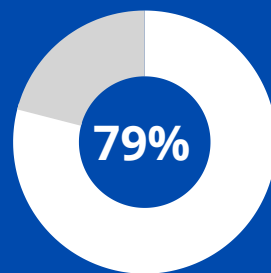


Pre-1979 Housing

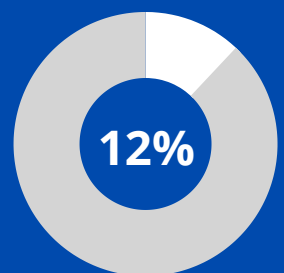


Population Below  
Poverty Level

## RISK FACTORS



Pre-1979 Housing



Population Below  
Poverty Level

\*Elevated Blood Lead Level is equal to or greater than 5 mcg/dL  
<https://www.cdc.gov/nceh/lead/data/blood-lead-reference-value.htm>  
 References:  
 Iowa Department of Public Health. (2018). Iowa Public Health Tracking Portal. Retrieved from <https://tracking.idph.iowa.gov/>  
 State Library of Iowa. (2018). American Community Survey: Poverty status in the past 12 months.  
 State Library of Iowa. (2018). American Community Survey: Year structure built.

\*Elevated Blood Lead Level is equal to or greater than 5 mcg/dL  
<https://www.cdc.gov/nceh/lead/data/blood-lead-reference-value.htm>  
 References:  
 Iowa Department of Public Health. (2018). Iowa Public Health Tracking Portal. Retrieved from <https://tracking.idph.iowa.gov/>  
 State Library of Iowa. (2018). American Community Survey: Poverty status in the past 12 months.  
 State Library of Iowa. (2018). American Community Survey: Year structure built.

890 children under 6 had a confirmed elevated blood lead level above 5 µg/dL in Iowa in 2018



That is enough to fill 12 school buses

Iowa Public Health Tracking Portal. (2018). Children Tested. Retrieved from <https://tracking.idph.iowa.gov/Health/Lead-Poisoning/Annual-Blood-Lead-Testing-Children-Under-6/Children-Tested>

890 children under 6 had a confirmed elevated blood lead level above 5 µg/dL in Iowa in 2018



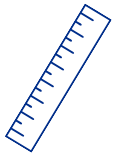
That is enough to fill 12 school buses

Iowa Public Health Tracking Portal. (2018). Children Tested. Retrieved from <https://tracking.idph.iowa.gov/Health/Lead-Poisoning/Annual-Blood-Lead-Testing-Children-Under-6/Children-Tested>

## HEALTH IMPACTS



Damage to brain & nervous system



Slowed growth & development



Hearing & speech problems



Learning & behavior problems



Damage to brain & nervous system



Slowed growth & development



Hearing & speech problems



Learning & behavior problems

# CHILDHOOD LEAD POISONING IS

100%

# PREVENTABLE

# CHILDHOOD LEAD POISONING IS

100%

# PREVENTABLE



# 2018 TAYLOR COUNTY IOWA LEAD REPORT CARD

# 2018 TAYLOR COUNTY IOWA LEAD REPORT CARD

OF ALL TAYLOR COUNTY CHILDREN 0 TO 6 YEARS OLD ONLY

## 25.0%

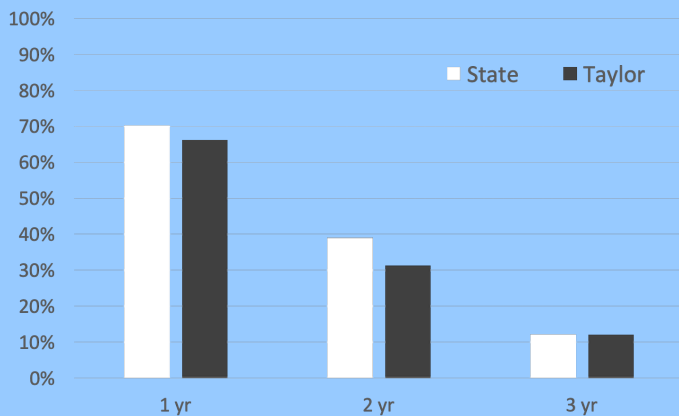
WERE TESTED FOR LEAD

OF ALL TAYLOR COUNTY CHILDREN 0 TO 6 YEARS OLD ONLY

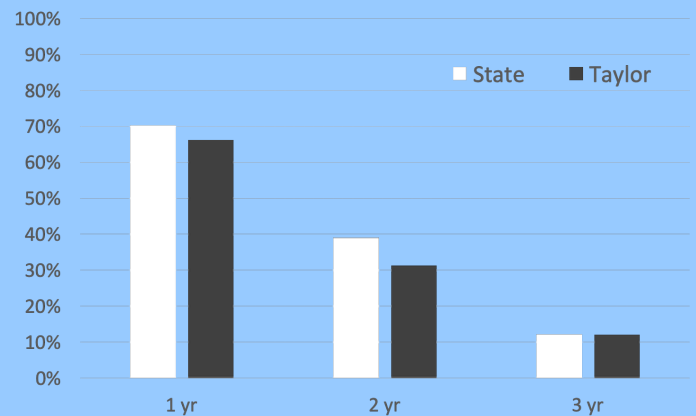
## 25.0%

WERE TESTED FOR LEAD

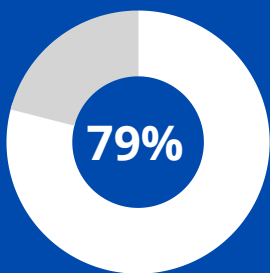
State vs County - Percent of Children Receiving a Blood Lead Test By Age



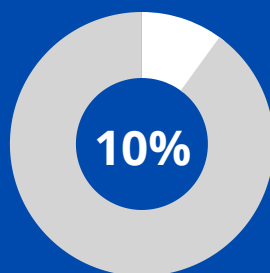
State vs County - Percent of Children Receiving a Blood Lead Test By Age



## RISK FACTORS

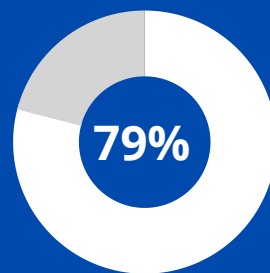


Pre-1979 Housing

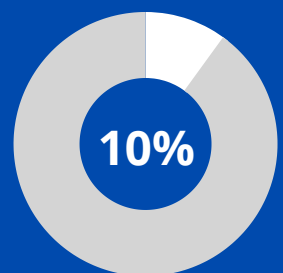


Population Below Poverty Level

## RISK FACTORS



Pre-1979 Housing



Population Below Poverty Level

\*Elevated Blood Lead Level is equal to or greater than 5 mcg/dL  
<https://www.cdc.gov/nceh/lead/data/blood-lead-reference-value.htm>  
 References:  
 Iowa Department of Public Health. (2018). Iowa Public Health Tracking Portal. Retrieved from <https://tracking.idph.iowa.gov/>  
 State Library of Iowa. (2018). American Community Survey: Poverty status in the past 12 months.  
 State Library of Iowa. (2018). American Community Survey: Year structure built.

\*Elevated Blood Lead Level is equal to or greater than 5 mcg/dL  
<https://www.cdc.gov/nceh/lead/data/blood-lead-reference-value.htm>  
 References:  
 Iowa Department of Public Health. (2018). Iowa Public Health Tracking Portal. Retrieved from <https://tracking.idph.iowa.gov/>  
 State Library of Iowa. (2018). American Community Survey: Poverty status in the past 12 months.  
 State Library of Iowa. (2018). American Community Survey: Year structure built.

890 children under 6 had a confirmed elevated blood lead level above 5 µg/dL in Iowa in 2018



That is enough to fill 12 school buses

Iowa Public Health Tracking Portal. (2018). Children Tested. Retrieved from <https://tracking.idph.iowa.gov/Health/Lead-Poisoning/Annual-Blood-Lead-Testing-Children-Under-6/Children-Tested>

890 children under 6 had a confirmed elevated blood lead level above 5 µg/dL in Iowa in 2018



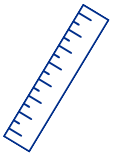
That is enough to fill 12 school buses

Iowa Public Health Tracking Portal. (2018). Children Tested. Retrieved from <https://tracking.idph.iowa.gov/Health/Lead-Poisoning/Annual-Blood-Lead-Testing-Children-Under-6/Children-Tested>

## HEALTH IMPACTS



Damage to brain & nervous system



Slowed growth & development



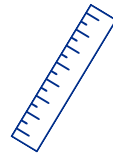
Hearing & speech problems



Learning & behavior problems



Damage to brain & nervous system



Slowed growth & development



Hearing & speech problems



Learning & behavior problems

# CHILDHOOD LEAD POISONING IS

100%

# PREVENTABLE

# CHILDHOOD LEAD POISONING IS

100%

# PREVENTABLE

# 2018 UNION COUNTY IOWA LEAD REPORT CARD

# 2018 UNION COUNTY IOWA LEAD REPORT CARD

OF ALL UNION COUNTY CHILDREN  
0 TO 6 YEARS OLD ONLY

## 29.5%

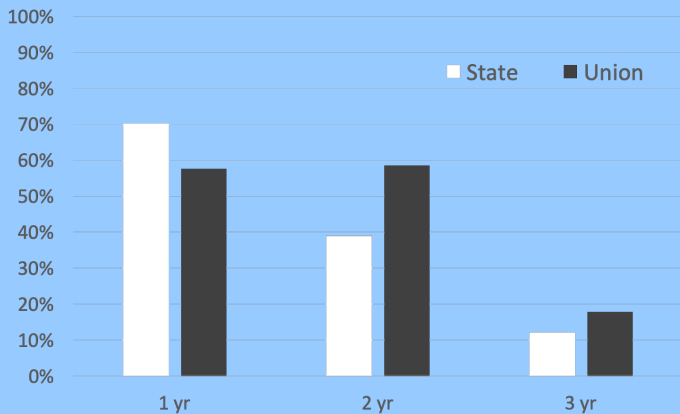
WERE TESTED FOR LEAD

OF ALL UNION COUNTY CHILDREN  
0 TO 6 YEARS OLD ONLY

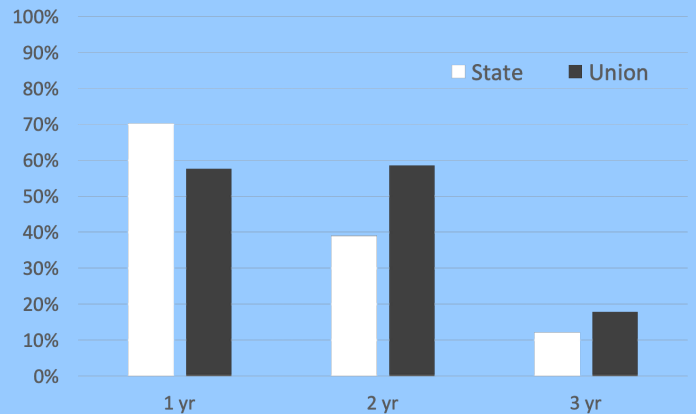
## 29.5%

WERE TESTED FOR LEAD

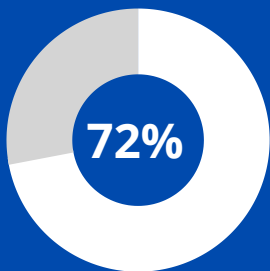
State vs County - Percent of Children  
Receiving a Blood Lead Test By Age



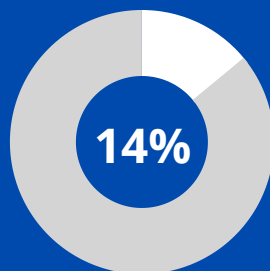
State vs County - Percent of Children  
Receiving a Blood Lead Test By Age



## RISK FACTORS

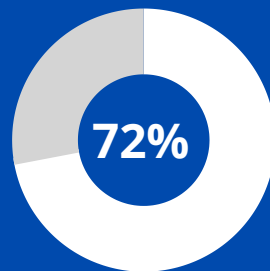


Pre-1979 Housing

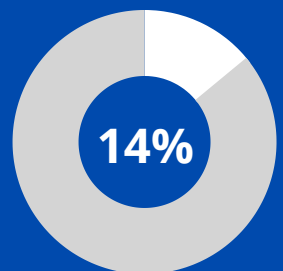


Population Below  
Poverty Level

## RISK FACTORS



Pre-1979 Housing



Population Below  
Poverty Level

\*Elevated Blood Lead Level is equal to or greater than 5 mcg/dL  
<https://www.cdc.gov/nceh/lead/data/blood-lead-reference-value.htm>  
 References:  
 Iowa Department of Public Health. (2018). Iowa Public Health Tracking Portal. Retrieved from <https://tracking.idph.iowa.gov/>  
 State Library of Iowa. (2018). American Community Survey: Poverty status in the past 12 months.  
 State Library of Iowa. (2018). American Community Survey: Year structure built.

\*Elevated Blood Lead Level is equal to or greater than 5 mcg/dL  
<https://www.cdc.gov/nceh/lead/data/blood-lead-reference-value.htm>  
 References:  
 Iowa Department of Public Health. (2018). Iowa Public Health Tracking Portal. Retrieved from <https://tracking.idph.iowa.gov/>  
 State Library of Iowa. (2018). American Community Survey: Poverty status in the past 12 months.  
 State Library of Iowa. (2018). American Community Survey: Year structure built.

890 children under 6 had a confirmed elevated blood lead level above 5 µg/dL in Iowa in 2018



That is enough to fill 12 school buses

Iowa Public Health Tracking Portal. (2018). Children Tested. Retrieved from <https://tracking.idph.iowa.gov/Health/Lead-Poisoning/Annual-Blood-Lead-Testing-Children-Under-6/Children-Tested>

890 children under 6 had a confirmed elevated blood lead level above 5 µg/dL in Iowa in 2018



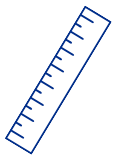
That is enough to fill 12 school buses

Iowa Public Health Tracking Portal. (2018). Children Tested. Retrieved from <https://tracking.idph.iowa.gov/Health/Lead-Poisoning/Annual-Blood-Lead-Testing-Children-Under-6/Children-Tested>

## HEALTH IMPACTS



Damage to brain & nervous system



Slowed growth & development



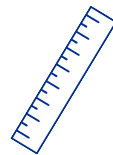
Hearing & speech problems



Learning & behavior problems



Damage to brain & nervous system



Slowed growth & development



Hearing & speech problems



Learning & behavior problems

# CHILDHOOD LEAD POISONING IS

100%

# PREVENTABLE

# CHILDHOOD LEAD POISONING IS

100%

# PREVENTABLE

# 2018 VAN BUREN COUNTY IOWA LEAD REPORT CARD

# 2018 VAN BUREN COUNTY IOWA LEAD REPORT CARD

OF ALL VAN BUREN COUNTY CHILDREN 0 TO 6 YEARS OLD ONLY

## 23.8%

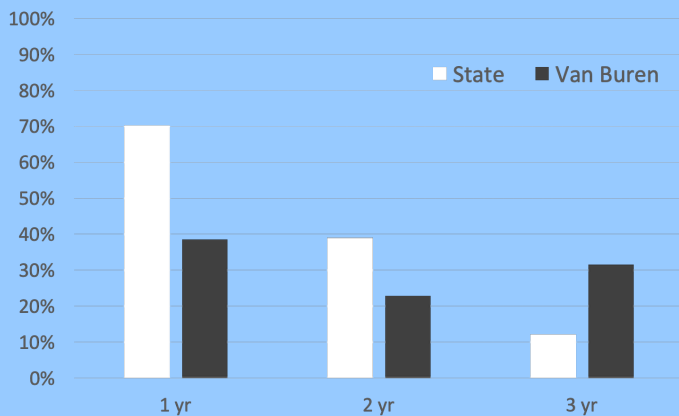
WERE TESTED FOR LEAD

OF ALL VAN BUREN COUNTY CHILDREN 0 TO 6 YEARS OLD ONLY

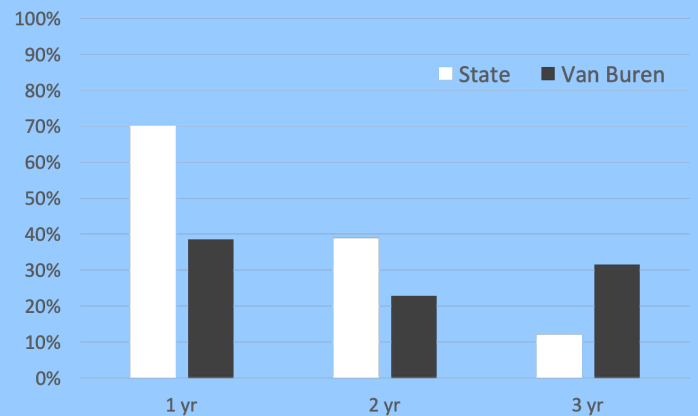
## 23.8%

WERE TESTED FOR LEAD

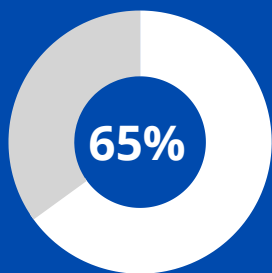
State vs County - Percent of Children Receiving a Blood Lead Test By Age



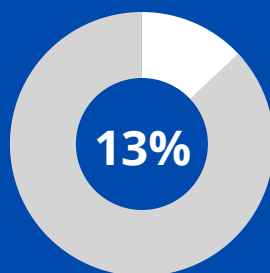
State vs County - Percent of Children Receiving a Blood Lead Test By Age



## RISK FACTORS

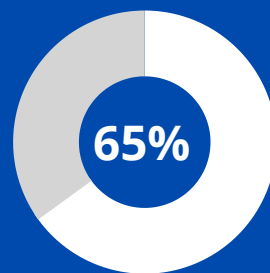


Pre-1979 Housing

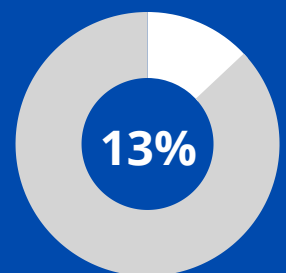


Population Below Poverty Level

## RISK FACTORS



Pre-1979 Housing



Population Below Poverty Level

\*Elevated Blood Lead Level is equal to or greater than 5 mcg/dL  
<https://www.cdc.gov/nceh/lead/data/blood-lead-reference-value.htm>  
 References:  
 Iowa Department of Public Health. (2018). Iowa Public Health Tracking Portal. Retrieved from <https://tracking.idph.iowa.gov/>  
 State Library of Iowa. (2018). American Community Survey: Poverty status in the past 12 months.  
 State Library of Iowa. (2018). American Community Survey: Year structure built.

\*Elevated Blood Lead Level is equal to or greater than 5 mcg/dL  
<https://www.cdc.gov/nceh/lead/data/blood-lead-reference-value.htm>  
 References:  
 Iowa Department of Public Health. (2018). Iowa Public Health Tracking Portal. Retrieved from <https://tracking.idph.iowa.gov/>  
 State Library of Iowa. (2018). American Community Survey: Poverty status in the past 12 months.  
 State Library of Iowa. (2018). American Community Survey: Year structure built.

890 children under 6 had a confirmed elevated blood lead level above 5 µg/dL in Iowa in 2018



That is enough to fill 12 school buses

Iowa Public Health Tracking Portal. (2018). Children Tested. Retrieved from <https://tracking.idph.iowa.gov/Health/Lead-Poisoning/Annual-Blood-Lead-Testing-Children-Under-6/Children-Tested>

890 children under 6 had a confirmed elevated blood lead level above 5 µg/dL in Iowa in 2018



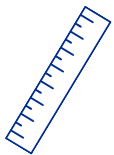
That is enough to fill 12 school buses

Iowa Public Health Tracking Portal. (2018). Children Tested. Retrieved from <https://tracking.idph.iowa.gov/Health/Lead-Poisoning/Annual-Blood-Lead-Testing-Children-Under-6/Children-Tested>

## HEALTH IMPACTS



Damage to brain & nervous system



Slowed growth & development



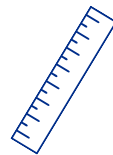
Hearing & speech problems



Learning & behavior problems



Damage to brain & nervous system



Slowed growth & development



Hearing & speech problems



Learning & behavior problems

# CHILDHOOD LEAD POISONING IS

100%

# PREVENTABLE

# CHILDHOOD LEAD POISONING IS

100%

# PREVENTABLE

# 2018 WAPELLO COUNTY IOWA LEAD REPORT CARD

# 2018 WAPELLO COUNTY IOWA LEAD REPORT CARD

OF ALL WAPELLO COUNTY CHILDREN 0 TO 6 YEARS OLD ONLY

## 50.8%

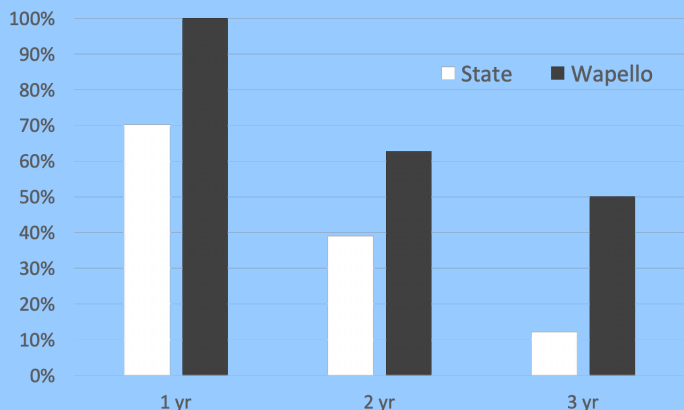
WERE TESTED FOR LEAD

OF ALL WAPELLO COUNTY CHILDREN 0 TO 6 YEARS OLD ONLY

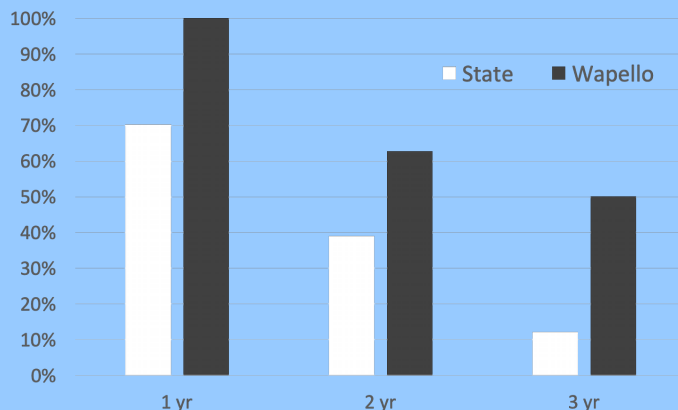
## 50.8%

WERE TESTED FOR LEAD

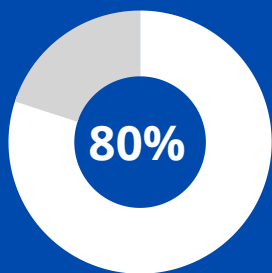
State vs County - Percent of Children Receiving a Blood Lead Test By Age



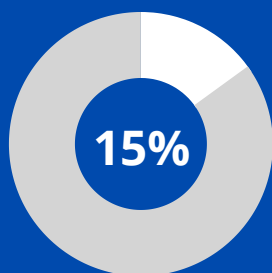
State vs County - Percent of Children Receiving a Blood Lead Test By Age



## RISK FACTORS

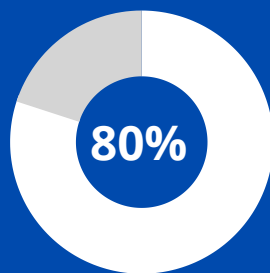


Pre-1979 Housing

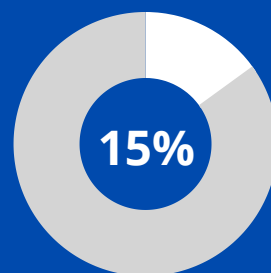


Population Below Poverty Level

## RISK FACTORS



Pre-1979 Housing



Population Below Poverty Level

\*Elevated Blood Lead Level is equal to or greater than 5 mcg/dL  
<https://www.cdc.gov/nceh/lead/data/blood-lead-reference-value.htm>  
 References:  
 Iowa Department of Public Health. (2018). Iowa Public Health Tracking Portal. Retrieved from <https://tracking.idph.iowa.gov/>  
 State Library of Iowa. (2018). American Community Survey: Poverty status in the past 12 months.  
 State Library of Iowa. (2018). American Community Survey: Year structure built.

\*Elevated Blood Lead Level is equal to or greater than 5 mcg/dL  
<https://www.cdc.gov/nceh/lead/data/blood-lead-reference-value.htm>  
 References:  
 Iowa Department of Public Health. (2018). Iowa Public Health Tracking Portal. Retrieved from <https://tracking.idph.iowa.gov/>  
 State Library of Iowa. (2018). American Community Survey: Poverty status in the past 12 months.  
 State Library of Iowa. (2018). American Community Survey: Year structure built.

890 children under 6 had a confirmed elevated blood lead level above 5 µg/dL in Iowa in 2018



That is enough to fill 12 school buses

Iowa Public Health Tracking Portal. (2018). Children Tested. Retrieved from <https://tracking.idph.iowa.gov/Health/Lead-Poisoning/Annual-Blood-Lead-Testing-Children-Under-6/Children-Tested>

890 children under 6 had a confirmed elevated blood lead level above 5 µg/dL in Iowa in 2018



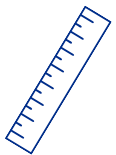
That is enough to fill 12 school buses

Iowa Public Health Tracking Portal. (2018). Children Tested. Retrieved from <https://tracking.idph.iowa.gov/Health/Lead-Poisoning/Annual-Blood-Lead-Testing-Children-Under-6/Children-Tested>

## HEALTH IMPACTS



Damage to brain & nervous system



Slowed growth & development



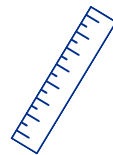
Hearing & speech problems



Learning & behavior problems



Damage to brain & nervous system



Slowed growth & development



Hearing & speech problems



Learning & behavior problems

# CHILDHOOD LEAD POISONING IS

100%

# PREVENTABLE

# CHILDHOOD LEAD POISONING IS

100%

# PREVENTABLE



# 2018 WARREN COUNTY IOWA LEAD REPORT CARD

# 2018 WARREN COUNTY IOWA LEAD REPORT CARD

OF ALL WARREN COUNTY CHILDREN 0 TO 6 YEARS OLD ONLY

## 25.0%

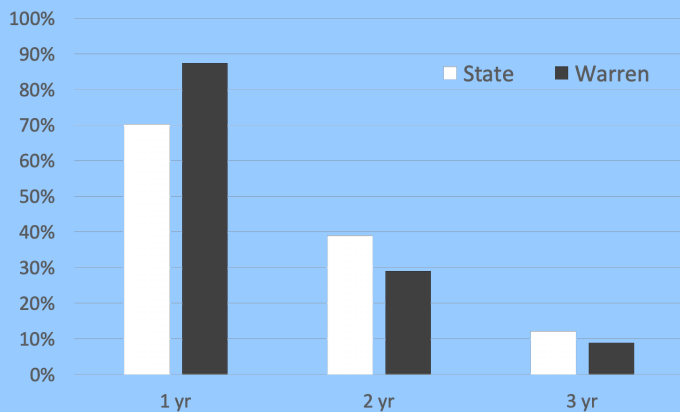
WERE TESTED FOR LEAD

OF ALL WARREN COUNTY CHILDREN 0 TO 6 YEARS OLD ONLY

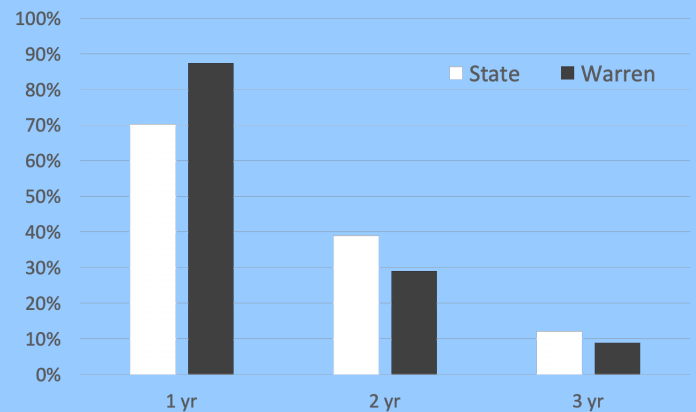
## 25.0%

WERE TESTED FOR LEAD

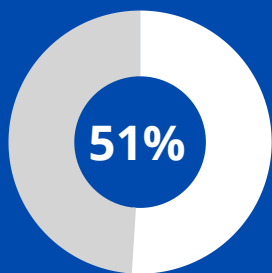
State vs County - Percent of Children Receiving a Blood Lead Test By Age



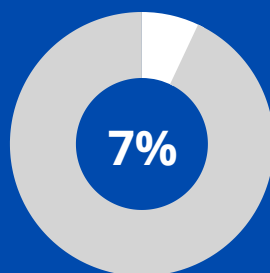
State vs County - Percent of Children Receiving a Blood Lead Test By Age



## RISK FACTORS

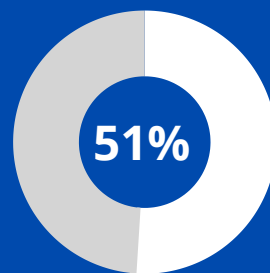


Pre-1979 Housing

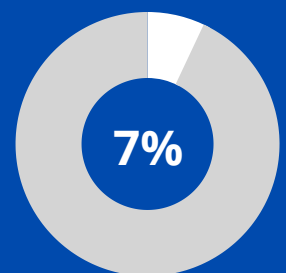


Population Below Poverty Level

## RISK FACTORS



Pre-1979 Housing



Population Below Poverty Level

\*Elevated Blood Lead Level is equal to or greater than 5 mcg/dL  
<https://www.cdc.gov/nceh/lead/data/blood-lead-reference-value.htm>  
 References:  
 Iowa Department of Public Health. (2018). Iowa Public Health Tracking Portal. Retrieved from <https://tracking.idph.iowa.gov/>  
 State Library of Iowa. (2018). American Community Survey: Poverty status in the past 12 months.  
 State Library of Iowa. (2018). American Community Survey: Year structure built.

\*Elevated Blood Lead Level is equal to or greater than 5 mcg/dL  
<https://www.cdc.gov/nceh/lead/data/blood-lead-reference-value.htm>  
 References:  
 Iowa Department of Public Health. (2018). Iowa Public Health Tracking Portal. Retrieved from <https://tracking.idph.iowa.gov/>  
 State Library of Iowa. (2018). American Community Survey: Poverty status in the past 12 months.  
 State Library of Iowa. (2018). American Community Survey: Year structure built.

890 children under 6 had a confirmed elevated blood lead level above 5 µg/dL in Iowa in 2018



That is enough to fill 12 school buses

Iowa Public Health Tracking Portal. (2018). Children Tested. Retrieved from <https://tracking.idph.iowa.gov/Health/Lead-Poisoning/Annual-Blood-Lead-Testing-Children-Under-6/Children-Tested>

890 children under 6 had a confirmed elevated blood lead level above 5 µg/dL in Iowa in 2018



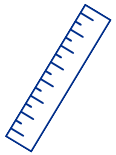
That is enough to fill 12 school buses

Iowa Public Health Tracking Portal. (2018). Children Tested. Retrieved from <https://tracking.idph.iowa.gov/Health/Lead-Poisoning/Annual-Blood-Lead-Testing-Children-Under-6/Children-Tested>

## HEALTH IMPACTS



Damage to brain & nervous system



Slowed growth & development



Hearing & speech problems



Learning & behavior problems



Damage to brain & nervous system



Slowed growth & development



Hearing & speech problems



Learning & behavior problems

# CHILDHOOD LEAD POISONING IS

100%

# PREVENTABLE

# CHILDHOOD LEAD POISONING IS

100%

# PREVENTABLE

# 2018 WASHINGTON COUNTY IOWA LEAD REPORT CARD

# 2018 WASHINGTON COUNTY IOWA LEAD REPORT CARD

OF ALL WASHINGTON COUNTY CHILDREN 0 TO 6 YEARS OLD ONLY

## 19.6%

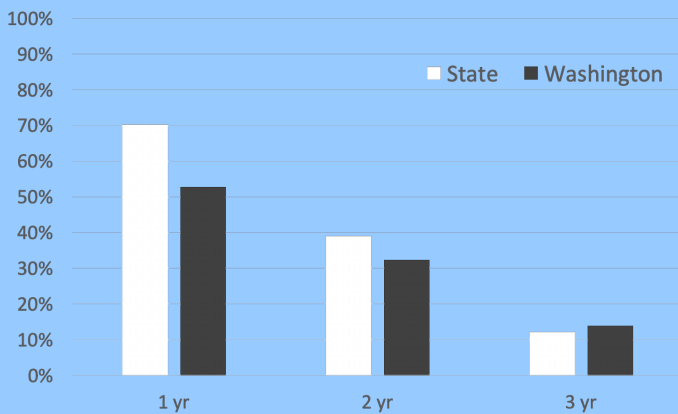
WERE TESTED FOR LEAD

OF ALL WASHINGTON COUNTY CHILDREN 0 TO 6 YEARS OLD ONLY

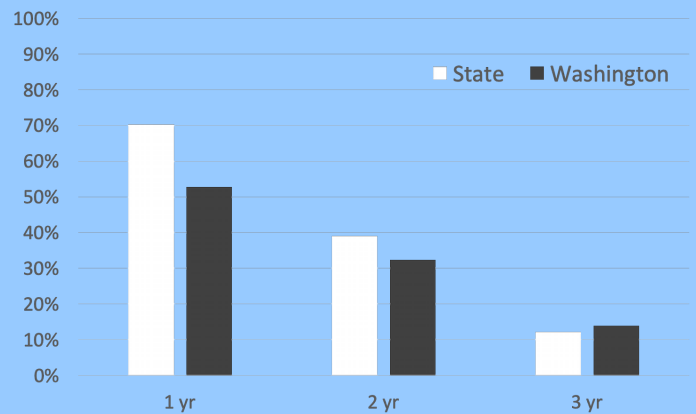
## 19.6%

WERE TESTED FOR LEAD

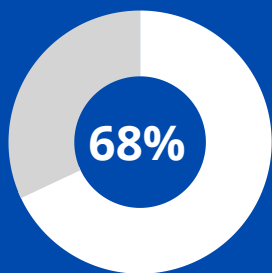
State vs County - Percent of Children Receiving a Blood Lead Test By Age



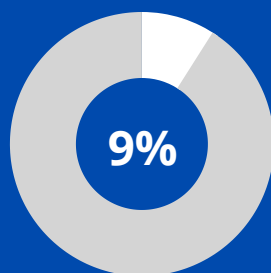
State vs County - Percent of Children Receiving a Blood Lead Test By Age



## RISK FACTORS

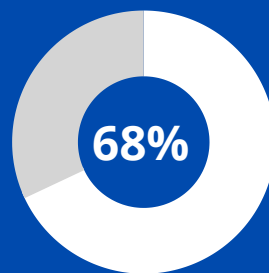


Pre-1979 Housing

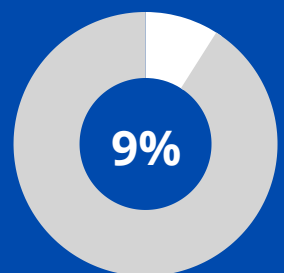


Population Below Poverty Level

## RISK FACTORS



Pre-1979 Housing



Population Below Poverty Level

\*Elevated Blood Lead Level is equal to or greater than 5 mcg/dL  
<https://www.cdc.gov/nceh/lead/data/blood-lead-reference-value.htm>  
 References:  
 Iowa Department of Public Health. (2018). Iowa Public Health Tracking Portal. Retrieved from <https://tracking.idph.iowa.gov/>  
 State Library of Iowa. (2018). American Community Survey: Poverty status in the past 12 months.  
 State Library of Iowa. (2018). American Community Survey: Year structure built.

\*Elevated Blood Lead Level is equal to or greater than 5 mcg/dL  
<https://www.cdc.gov/nceh/lead/data/blood-lead-reference-value.htm>  
 References:  
 Iowa Department of Public Health. (2018). Iowa Public Health Tracking Portal. Retrieved from <https://tracking.idph.iowa.gov/>  
 State Library of Iowa. (2018). American Community Survey: Poverty status in the past 12 months.  
 State Library of Iowa. (2018). American Community Survey: Year structure built.

890 children under 6 had a confirmed elevated blood lead level above 5 µg/dL in Iowa in 2018



That is enough to fill 12 school buses

Iowa Public Health Tracking Portal. (2018). Children Tested. Retrieved from <https://tracking.idph.iowa.gov/Health/Lead-Poisoning/Annual-Blood-Lead-Testing-Children-Under-6/Children-Tested>

890 children under 6 had a confirmed elevated blood lead level above 5 µg/dL in Iowa in 2018



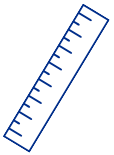
That is enough to fill 12 school buses

Iowa Public Health Tracking Portal. (2018). Children Tested. Retrieved from <https://tracking.idph.iowa.gov/Health/Lead-Poisoning/Annual-Blood-Lead-Testing-Children-Under-6/Children-Tested>

## HEALTH IMPACTS



Damage to brain & nervous system



Slowed growth & development



Hearing & speech problems



Learning & behavior problems



Damage to brain & nervous system



Slowed growth & development



Hearing & speech problems



Learning & behavior problems

# CHILDHOOD LEAD POISONING IS

100%

# PREVENTABLE

# CHILDHOOD LEAD POISONING IS

100%

# PREVENTABLE

# 2018 WAYNE COUNTY IOWA LEAD REPORT CARD

# 2018 WAYNE COUNTY IOWA LEAD REPORT CARD

OF ALL WAYNE COUNTY CHILDREN 0 TO 6 YEARS OLD ONLY

# 14.5%

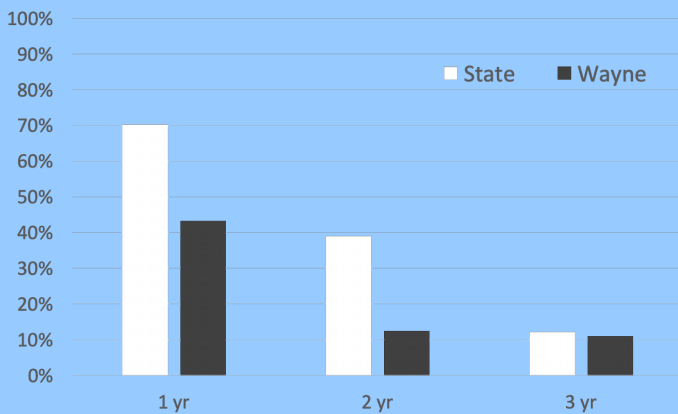
WERE TESTED FOR LEAD

OF ALL WAYNE COUNTY CHILDREN 0 TO 6 YEARS OLD ONLY

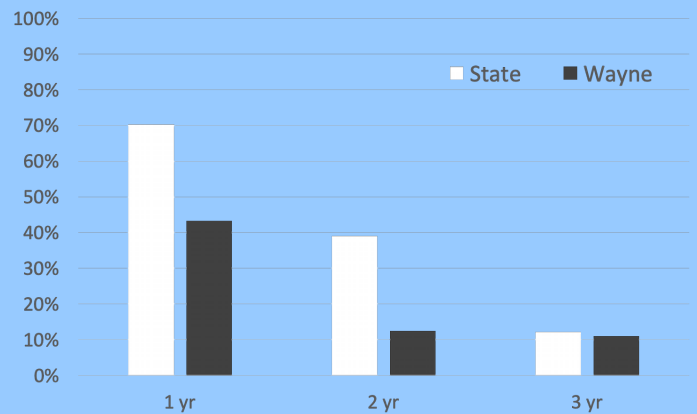
# 14.5%

WERE TESTED FOR LEAD

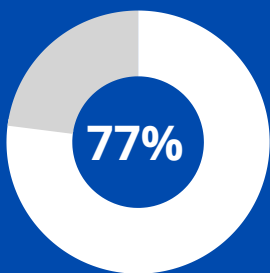
State vs County - Percent of Children Receiving a Blood Lead Test By Age



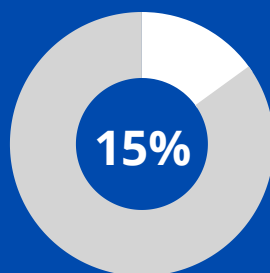
State vs County - Percent of Children Receiving a Blood Lead Test By Age



## RISK FACTORS

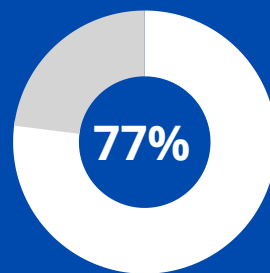


Pre-1979 Housing

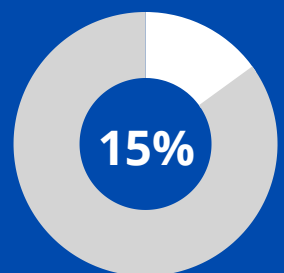


Population Below Poverty Level

## RISK FACTORS



Pre-1979 Housing



Population Below Poverty Level

\*Elevated Blood Lead Level is equal to or greater than 5 mcg/dL  
<https://www.cdc.gov/nceh/lead/data/blood-lead-reference-value.htm>  
 References:  
 Iowa Department of Public Health. (2018). Iowa Public Health Tracking Portal. Retrieved from <https://tracking.idph.iowa.gov/>  
 State Library of Iowa. (2018). American Community Survey: Poverty status in the past 12 months.  
 State Library of Iowa. (2018). American Community Survey: Year structure built.

\*Elevated Blood Lead Level is equal to or greater than 5 mcg/dL  
<https://www.cdc.gov/nceh/lead/data/blood-lead-reference-value.htm>  
 References:  
 Iowa Department of Public Health. (2018). Iowa Public Health Tracking Portal. Retrieved from <https://tracking.idph.iowa.gov/>  
 State Library of Iowa. (2018). American Community Survey: Poverty status in the past 12 months.  
 State Library of Iowa. (2018). American Community Survey: Year structure built.

890 children under 6 had a confirmed elevated blood lead level above 5 µg/dL in Iowa in 2018



That is enough to fill 12 school buses

Iowa Public Health Tracking Portal. (2018). Children Tested. Retrieved from <https://tracking.idph.iowa.gov/Health/Lead-Poisoning/Annual-Blood-Lead-Testing-Children-Under-6/Children-Tested>

890 children under 6 had a confirmed elevated blood lead level above 5 µg/dL in Iowa in 2018



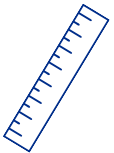
That is enough to fill 12 school buses

Iowa Public Health Tracking Portal. (2018). Children Tested. Retrieved from <https://tracking.idph.iowa.gov/Health/Lead-Poisoning/Annual-Blood-Lead-Testing-Children-Under-6/Children-Tested>

## HEALTH IMPACTS



Damage to brain & nervous system



Slowed growth & development



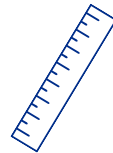
Hearing & speech problems



Learning & behavior problems



Damage to brain & nervous system



Slowed growth & development



Hearing & speech problems



Learning & behavior problems

# CHILDHOOD LEAD POISONING IS

100%

# PREVENTABLE

# CHILDHOOD LEAD POISONING IS

100%

# PREVENTABLE

# 2018 WEBSTER COUNTY IOWA LEAD REPORT CARD

# 2018 WEBSTER COUNTY IOWA LEAD REPORT CARD

OF ALL WEBSTER COUNTY CHILDREN 0 TO 6 YEARS OLD ONLY

## 33.7%

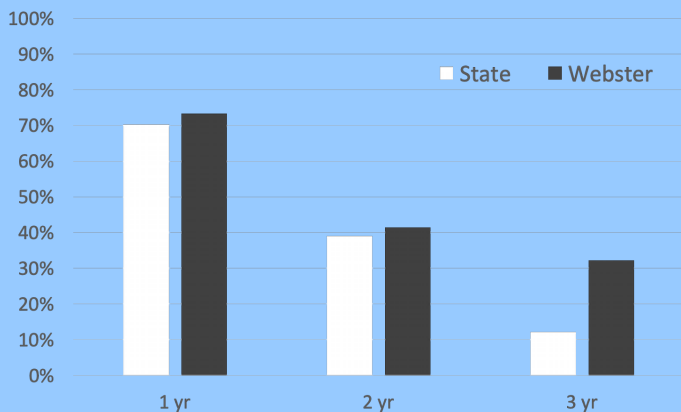
WERE TESTED FOR LEAD

OF ALL WEBSTER COUNTY CHILDREN 0 TO 6 YEARS OLD ONLY

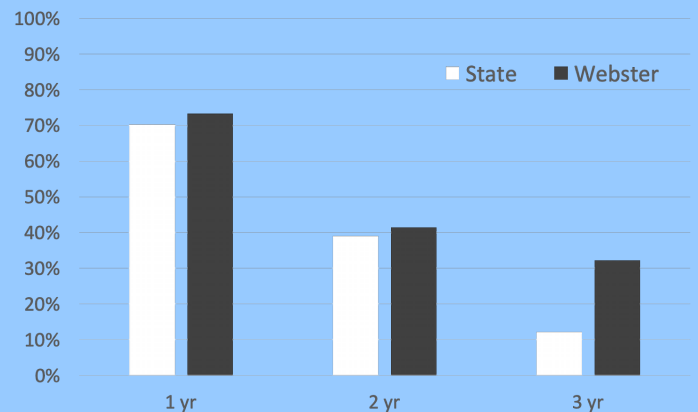
## 33.7%

WERE TESTED FOR LEAD

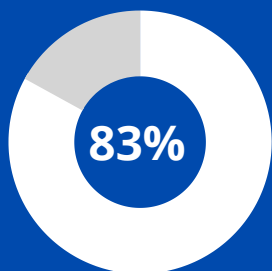
State vs County - Percent of Children Receiving a Blood Lead Test By Age



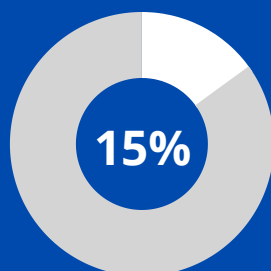
State vs County - Percent of Children Receiving a Blood Lead Test By Age



## RISK FACTORS

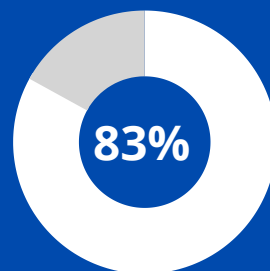


Pre-1979 Housing

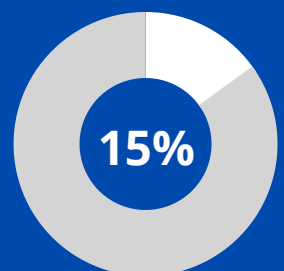


Population Below Poverty Level

## RISK FACTORS



Pre-1979 Housing



Population Below Poverty Level

\*Elevated Blood Lead Level is equal to or greater than 5 mcg/dL  
<https://www.cdc.gov/nceh/lead/data/blood-lead-reference-value.htm>  
 References:  
 Iowa Department of Public Health. (2018). Iowa Public Health Tracking Portal. Retrieved from <https://tracking.idph.iowa.gov/>  
 State Library of Iowa. (2018). American Community Survey: Poverty status in the past 12 months.  
 State Library of Iowa. (2018). American Community Survey: Year structure built.

\*Elevated Blood Lead Level is equal to or greater than 5 mcg/dL  
<https://www.cdc.gov/nceh/lead/data/blood-lead-reference-value.htm>  
 References:  
 Iowa Department of Public Health. (2018). Iowa Public Health Tracking Portal. Retrieved from <https://tracking.idph.iowa.gov/>  
 State Library of Iowa. (2018). American Community Survey: Poverty status in the past 12 months.  
 State Library of Iowa. (2018). American Community Survey: Year structure built.

890 children under 6 had a confirmed elevated blood lead level above 5 µg/dL in Iowa in 2018



That is enough to fill 12 school buses

Iowa Public Health Tracking Portal. (2018). Children Tested. Retrieved from <https://tracking.idph.iowa.gov/Health/Lead-Poisoning/Annual-Blood-Lead-Testing-Children-Under-6/Children-Tested>

890 children under 6 had a confirmed elevated blood lead level above 5 µg/dL in Iowa in 2018



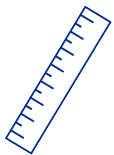
That is enough to fill 12 school buses

Iowa Public Health Tracking Portal. (2018). Children Tested. Retrieved from <https://tracking.idph.iowa.gov/Health/Lead-Poisoning/Annual-Blood-Lead-Testing-Children-Under-6/Children-Tested>

## HEALTH IMPACTS



Damage to brain & nervous system



Slowed growth & development



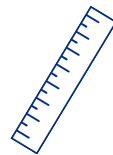
Hearing & speech problems



Learning & behavior problems



Damage to brain & nervous system



Slowed growth & development



Hearing & speech problems



Learning & behavior problems

# CHILDHOOD LEAD POISONING IS

100%

# PREVENTABLE

# CHILDHOOD LEAD POISONING IS

100%

# PREVENTABLE



# 2018 WINNEBAGO COUNTY IOWA LEAD REPORT CARD

# 2018 WINNEBAGO COUNTY IOWA LEAD REPORT CARD

OF ALL WINNEBAGO COUNTY CHILDREN 0 TO 6 YEARS OLD ONLY

## 25.0%

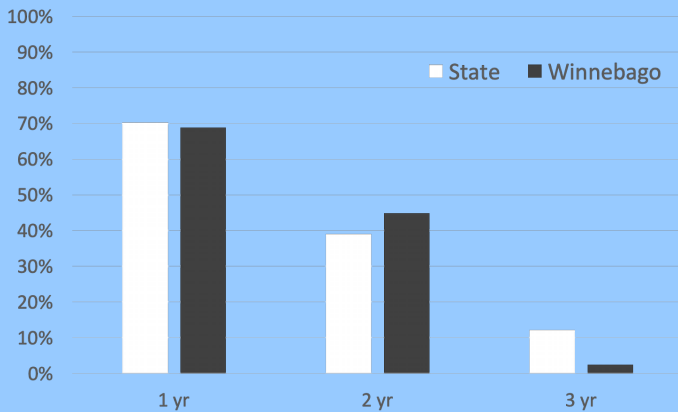
WERE TESTED FOR LEAD

OF ALL WINNEBAGO COUNTY CHILDREN 0 TO 6 YEARS OLD ONLY

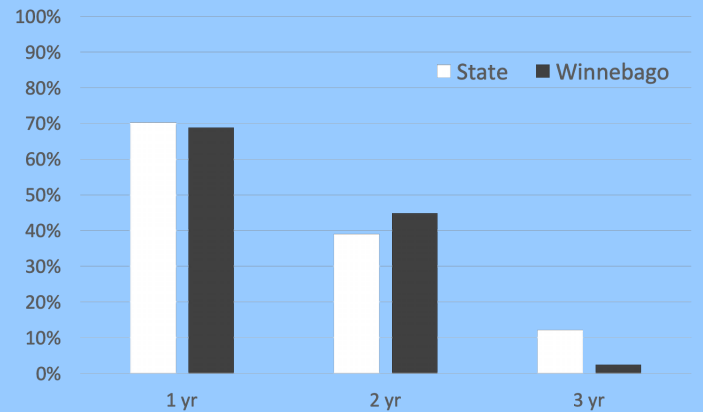
## 25.0%

WERE TESTED FOR LEAD

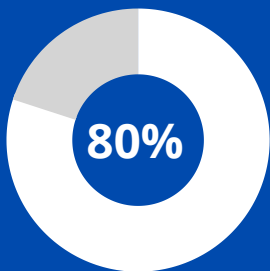
State vs County - Percent of Children Receiving a Blood Lead Test By Age



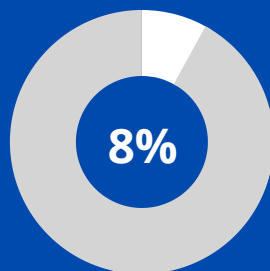
State vs County - Percent of Children Receiving a Blood Lead Test By Age



## RISK FACTORS

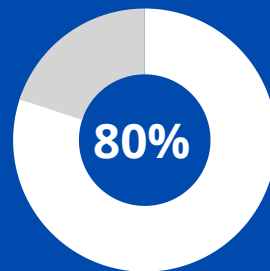


Pre-1979 Housing

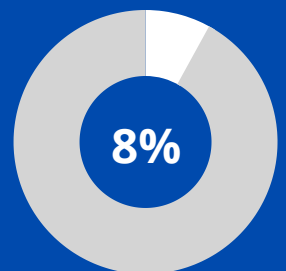


Population Below Poverty Level

## RISK FACTORS



Pre-1979 Housing



Population Below Poverty Level

\*Elevated Blood Lead Level is equal to or greater than 5 mcg/dL  
<https://www.cdc.gov/nceh/lead/data/blood-lead-reference-value.htm>  
 References:  
 Iowa Department of Public Health. (2018). Iowa Public Health Tracking Portal. Retrieved from <https://tracking.idph.iowa.gov/>  
 State Library of Iowa. (2018). American Community Survey: Poverty status in the past 12 months.  
 State Library of Iowa. (2018). American Community Survey: Year structure built.

\*Elevated Blood Lead Level is equal to or greater than 5 mcg/dL  
<https://www.cdc.gov/nceh/lead/data/blood-lead-reference-value.htm>  
 References:  
 Iowa Department of Public Health. (2018). Iowa Public Health Tracking Portal. Retrieved from <https://tracking.idph.iowa.gov/>  
 State Library of Iowa. (2018). American Community Survey: Poverty status in the past 12 months.  
 State Library of Iowa. (2018). American Community Survey: Year structure built.

890 children under 6 had a confirmed elevated blood lead level above 5 µg/dL in Iowa in 2018



That is enough to fill 12 school buses

Iowa Public Health Tracking Portal. (2018). Children Tested. Retrieved from <https://tracking.idph.iowa.gov/Health/Lead-Poisoning/Annual-Blood-Lead-Testing-Children-Under-6/Children-Tested>

890 children under 6 had a confirmed elevated blood lead level above 5 µg/dL in Iowa in 2018



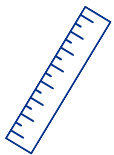
That is enough to fill 12 school buses

Iowa Public Health Tracking Portal. (2018). Children Tested. Retrieved from <https://tracking.idph.iowa.gov/Health/Lead-Poisoning/Annual-Blood-Lead-Testing-Children-Under-6/Children-Tested>

## HEALTH IMPACTS



Damage to brain & nervous system



Slowed growth & development



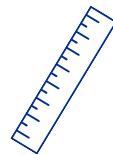
Hearing & speech problems



Learning & behavior problems



Damage to brain & nervous system



Slowed growth & development



Hearing & speech problems



Learning & behavior problems

# CHILDHOOD LEAD POISONING IS

100%

# PREVENTABLE

# CHILDHOOD LEAD POISONING IS

100%

# PREVENTABLE

# 2018 WINNESHIEK COUNTY IOWA LEAD REPORT CARD

# 2018 WINNESHIEK COUNTY IOWA LEAD REPORT CARD

OF ALL WINNESHIEK COUNTY CHILDREN 0 TO 6 YEARS OLD ONLY

## 29.9%

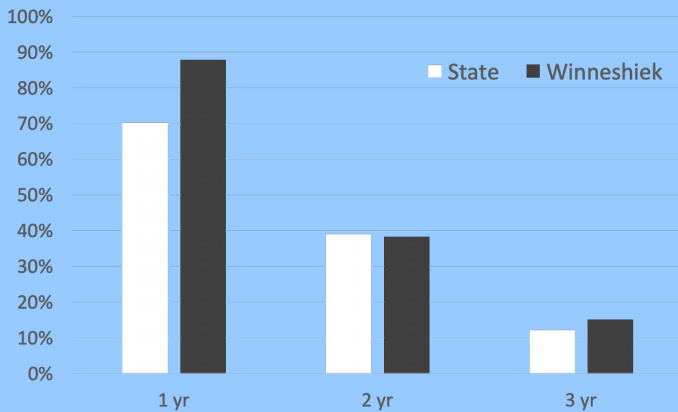
WERE TESTED FOR LEAD

OF ALL WINNESHIEK COUNTY CHILDREN 0 TO 6 YEARS OLD ONLY

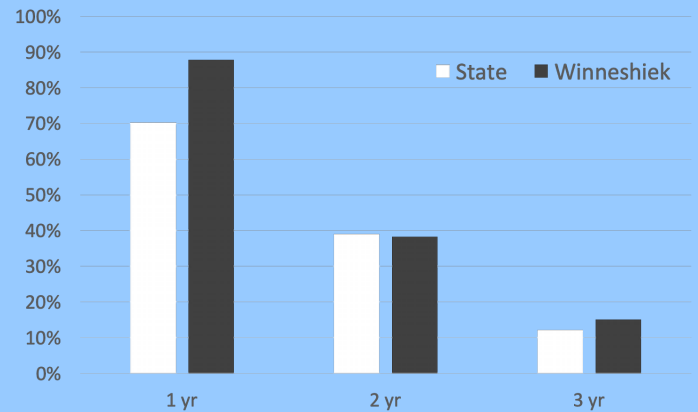
## 29.9%

WERE TESTED FOR LEAD

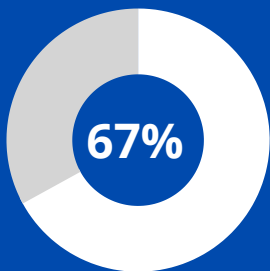
State vs County - Percent of Children Receiving a Blood Lead Test By Age



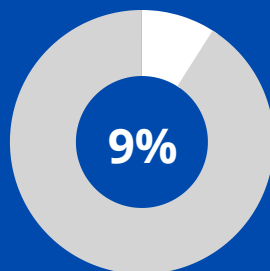
State vs County - Percent of Children Receiving a Blood Lead Test By Age



## RISK FACTORS

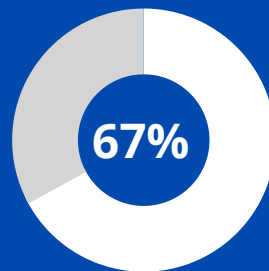


Pre-1979 Housing

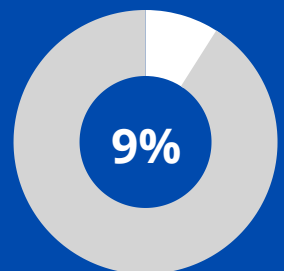


Population Below Poverty Level

## RISK FACTORS



Pre-1979 Housing



Population Below Poverty Level

\*Elevated Blood Lead Level is equal to or greater than 5 mcg/dL  
<https://www.cdc.gov/nceh/lead/data/blood-lead-reference-value.htm>  
 References:  
 Iowa Department of Public Health. (2018). Iowa Public Health Tracking Portal. Retrieved from <https://tracking.idph.iowa.gov/>  
 State Library of Iowa. (2018). American Community Survey: Poverty status in the past 12 months.  
 State Library of Iowa. (2018). American Community Survey: Year structure built.

\*Elevated Blood Lead Level is equal to or greater than 5 mcg/dL  
<https://www.cdc.gov/nceh/lead/data/blood-lead-reference-value.htm>  
 References:  
 Iowa Department of Public Health. (2018). Iowa Public Health Tracking Portal. Retrieved from <https://tracking.idph.iowa.gov/>  
 State Library of Iowa. (2018). American Community Survey: Poverty status in the past 12 months.  
 State Library of Iowa. (2018). American Community Survey: Year structure built.

890 children under 6 had a confirmed elevated blood lead level above 5 µg/dL in Iowa in 2018



That is enough to fill 12 school buses

Iowa Public Health Tracking Portal. (2018). Children Tested. Retrieved from <https://tracking.idph.iowa.gov/Health/Lead-Poisoning/Annual-Blood-Lead-Testing-Children-Under-6/Children-Tested>

890 children under 6 had a confirmed elevated blood lead level above 5 µg/dL in Iowa in 2018



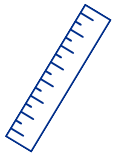
That is enough to fill 12 school buses

Iowa Public Health Tracking Portal. (2018). Children Tested. Retrieved from <https://tracking.idph.iowa.gov/Health/Lead-Poisoning/Annual-Blood-Lead-Testing-Children-Under-6/Children-Tested>

## HEALTH IMPACTS



Damage to brain & nervous system



Slowed growth & development



Hearing & speech problems



Learning & behavior problems



Damage to brain & nervous system



Slowed growth & development



Hearing & speech problems



Learning & behavior problems

# CHILDHOOD LEAD POISONING IS

100%

# PREVENTABLE

# CHILDHOOD LEAD POISONING IS

100%

# PREVENTABLE

# 2018 WOODBURY COUNTY IOWA LEAD REPORT CARD

# 2018 WOODBURY COUNTY IOWA LEAD REPORT CARD

OF ALL WOODBURY COUNTY CHILDREN 0 TO 6 YEARS OLD ONLY

## 29.7%

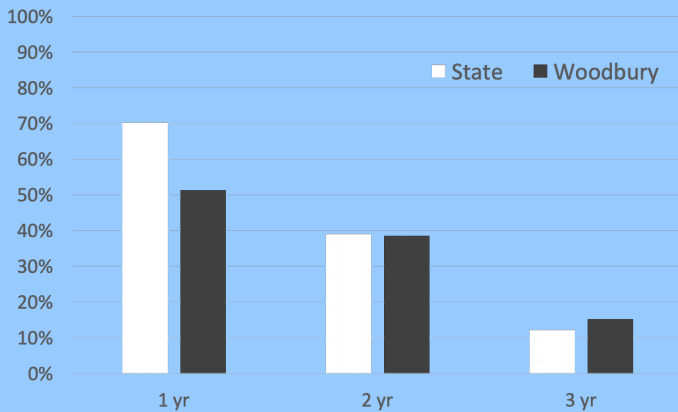
WERE TESTED FOR LEAD

OF ALL WOODBURY COUNTY CHILDREN 0 TO 6 YEARS OLD ONLY

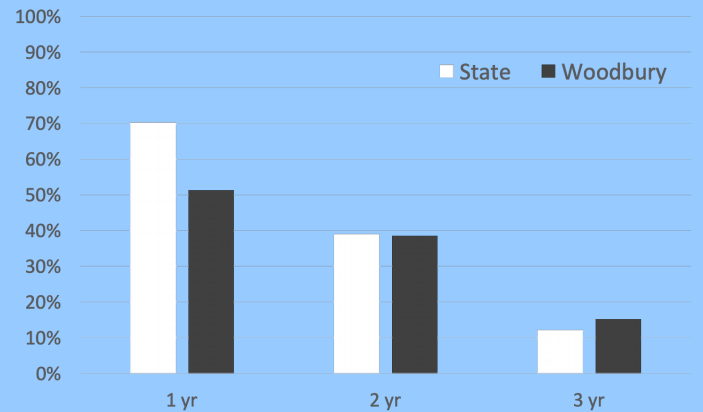
## 29.7%

WERE TESTED FOR LEAD

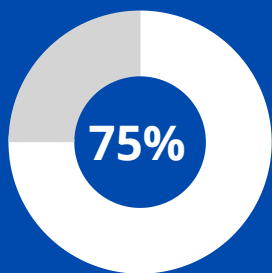
State vs County - Percent of Children Receiving a Blood Lead Test By Age



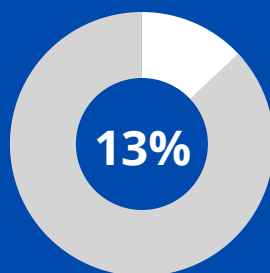
State vs County - Percent of Children Receiving a Blood Lead Test By Age



## RISK FACTORS

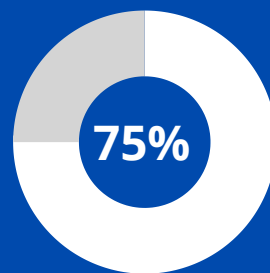


Pre-1979 Housing

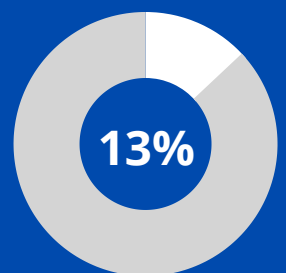


Population Below Poverty Level

## RISK FACTORS



Pre-1979 Housing



Population Below Poverty Level

\*Elevated Blood Lead Level is equal to or greater than 5 mcg/dL  
<https://www.cdc.gov/nceh/lead/data/blood-lead-reference-value.htm>  
 References:  
 Iowa Department of Public Health. (2018). Iowa Public Health Tracking Portal. Retrieved from <https://tracking.idph.iowa.gov/>  
 State Library of Iowa. (2018). American Community Survey: Poverty status in the past 12 months.  
 State Library of Iowa. (2018). American Community Survey: Year structure built.

\*Elevated Blood Lead Level is equal to or greater than 5 mcg/dL  
<https://www.cdc.gov/nceh/lead/data/blood-lead-reference-value.htm>  
 References:  
 Iowa Department of Public Health. (2018). Iowa Public Health Tracking Portal. Retrieved from <https://tracking.idph.iowa.gov/>  
 State Library of Iowa. (2018). American Community Survey: Poverty status in the past 12 months.  
 State Library of Iowa. (2018). American Community Survey: Year structure built.

890 children under 6 had a confirmed elevated blood lead level above 5 µg/dL in Iowa in 2018



That is enough to fill 12 school buses

Iowa Public Health Tracking Portal. (2018). Children Tested. Retrieved from <https://tracking.idph.iowa.gov/Health/Lead-Poisoning/Annual-Blood-Lead-Testing-Children-Under-6/Children-Tested>

890 children under 6 had a confirmed elevated blood lead level above 5 µg/dL in Iowa in 2018



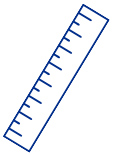
That is enough to fill 12 school buses

Iowa Public Health Tracking Portal. (2018). Children Tested. Retrieved from <https://tracking.idph.iowa.gov/Health/Lead-Poisoning/Annual-Blood-Lead-Testing-Children-Under-6/Children-Tested>

## HEALTH IMPACTS



Damage to brain & nervous system



Slowed growth & development



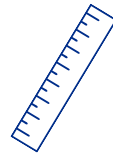
Hearing & speech problems



Learning & behavior problems



Damage to brain & nervous system



Slowed growth & development



Hearing & speech problems



Learning & behavior problems

# CHILDHOOD LEAD POISONING IS

100%

# PREVENTABLE

# CHILDHOOD LEAD POISONING IS

100%

# PREVENTABLE

# 2018 WORTH COUNTY IOWA LEAD REPORT CARD

# 2018 WORTH COUNTY IOWA LEAD REPORT CARD

OF ALL WORTH COUNTY CHILDREN 0 TO 6 YEARS OLD ONLY

## 27.6%

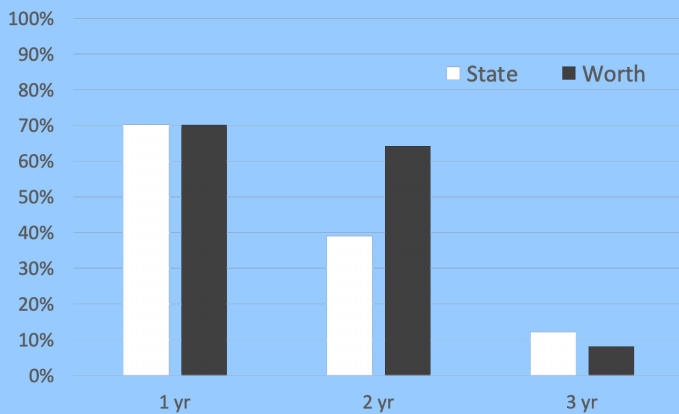
WERE TESTED FOR LEAD

OF ALL WORTH COUNTY CHILDREN 0 TO 6 YEARS OLD ONLY

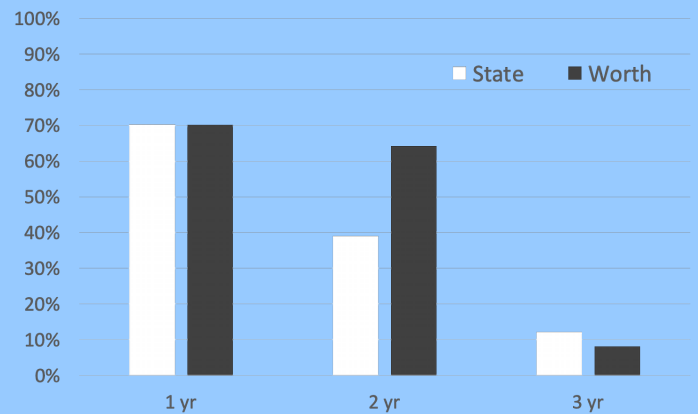
## 27.6%

WERE TESTED FOR LEAD

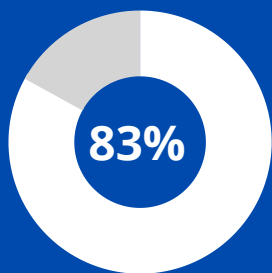
State vs County - Percent of Children Receiving a Blood Lead Test By Age



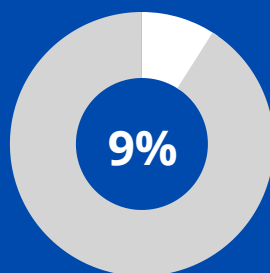
State vs County - Percent of Children Receiving a Blood Lead Test By Age



## RISK FACTORS

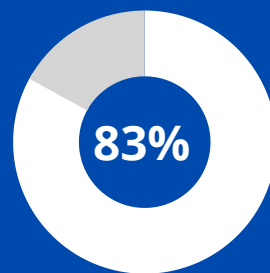


Pre-1979 Housing

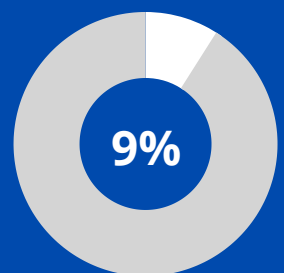


Population Below Poverty Level

## RISK FACTORS



Pre-1979 Housing



Population Below Poverty Level

\*Elevated Blood Lead Level is equal to or greater than 5 mcg/dL  
<https://www.cdc.gov/nceh/lead/data/blood-lead-reference-value.htm>  
 References:  
 Iowa Department of Public Health. (2018). Iowa Public Health Tracking Portal. Retrieved from <https://tracking.idph.iowa.gov/>  
 State Library of Iowa. (2018). American Community Survey: Poverty status in the past 12 months.  
 State Library of Iowa. (2018). American Community Survey: Year structure built.

\*Elevated Blood Lead Level is equal to or greater than 5 mcg/dL  
<https://www.cdc.gov/nceh/lead/data/blood-lead-reference-value.htm>  
 References:  
 Iowa Department of Public Health. (2018). Iowa Public Health Tracking Portal. Retrieved from <https://tracking.idph.iowa.gov/>  
 State Library of Iowa. (2018). American Community Survey: Poverty status in the past 12 months.  
 State Library of Iowa. (2018). American Community Survey: Year structure built.

890 children under 6 had a confirmed elevated blood lead level above 5 µg/dL in Iowa in 2018



That is enough to fill 12 school buses

Iowa Public Health Tracking Portal. (2018). Children Tested. Retrieved from <https://tracking.idph.iowa.gov/Health/Lead-Poisoning/Annual-Blood-Lead-Testing-Children-Under-6/Children-Tested>

890 children under 6 had a confirmed elevated blood lead level above 5 µg/dL in Iowa in 2018



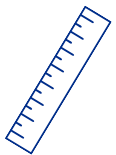
That is enough to fill 12 school buses

Iowa Public Health Tracking Portal. (2018). Children Tested. Retrieved from <https://tracking.idph.iowa.gov/Health/Lead-Poisoning/Annual-Blood-Lead-Testing-Children-Under-6/Children-Tested>

## HEALTH IMPACTS



Damage to brain & nervous system



Slowed growth & development



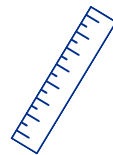
Hearing & speech problems



Learning & behavior problems



Damage to brain & nervous system



Slowed growth & development



Hearing & speech problems



Learning & behavior problems

# CHILDHOOD LEAD POISONING IS

100%

# PREVENTABLE

# CHILDHOOD LEAD POISONING IS

100%

# PREVENTABLE



# 2018 WRIGHT COUNTY IOWA LEAD REPORT CARD

# 2018 WRIGHT COUNTY IOWA LEAD REPORT CARD

OF ALL WRIGHT COUNTY  
CHILDREN 0 TO 6 YEARS OLD ONLY

# 35.5%

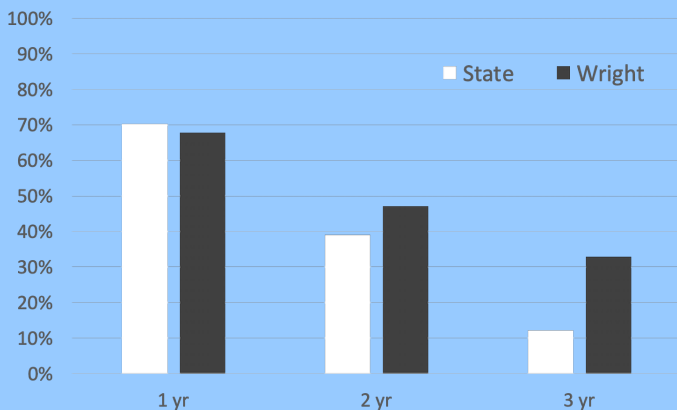
WERE TESTED FOR LEAD

OF ALL WRIGHT COUNTY  
CHILDREN 0 TO 6 YEARS OLD ONLY

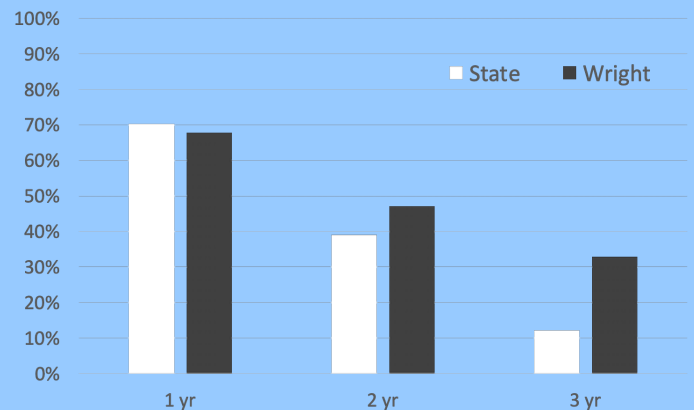
# 35.5%

WERE TESTED FOR LEAD

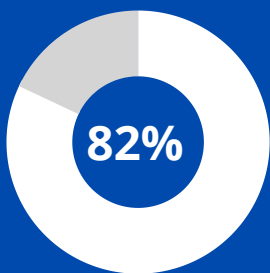
State vs County - Percent of Children  
Receiving a Blood Lead Test By Age



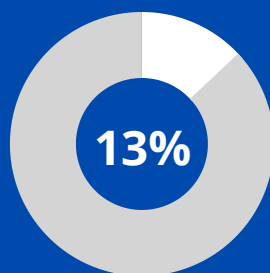
State vs County - Percent of Children  
Receiving a Blood Lead Test By Age



## RISK FACTORS

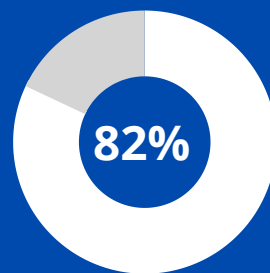


Pre-1979 Housing

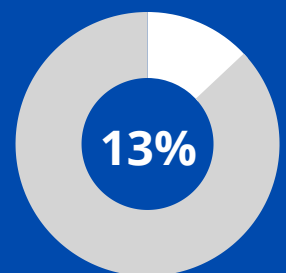


Population Below  
Poverty Level

## RISK FACTORS



Pre-1979 Housing



Population Below  
Poverty Level

\*Elevated Blood Lead Level is equal to or greater than 5 mcg/dL  
<https://www.cdc.gov/nceh/lead/data/blood-lead-reference-value.htm>  
 References:  
 Iowa Department of Public Health. (2018). Iowa Public Health Tracking Portal. Retrieved from <https://tracking.idph.iowa.gov/>  
 State Library of Iowa. (2018). American Community Survey: Poverty status in the past 12 months.  
 State Library of Iowa. (2018). American Community Survey: Year structure built.

\*Elevated Blood Lead Level is equal to or greater than 5 mcg/dL  
<https://www.cdc.gov/nceh/lead/data/blood-lead-reference-value.htm>  
 References:  
 Iowa Department of Public Health. (2018). Iowa Public Health Tracking Portal. Retrieved from <https://tracking.idph.iowa.gov/>  
 State Library of Iowa. (2018). American Community Survey: Poverty status in the past 12 months.  
 State Library of Iowa. (2018). American Community Survey: Year structure built.

890 children under 6 had a confirmed elevated blood lead level above 5 µg/dL in Iowa in 2018



That is enough to fill 12 school buses

Iowa Public Health Tracking Portal. (2018). Children Tested. Retrieved from <https://tracking.idph.iowa.gov/Health/Lead-Poisoning/Annual-Blood-Lead-Testing-Children-Under-6/Children-Tested>

890 children under 6 had a confirmed elevated blood lead level above 5 µg/dL in Iowa in 2018



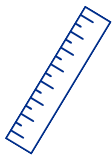
That is enough to fill 12 school buses

Iowa Public Health Tracking Portal. (2018). Children Tested. Retrieved from <https://tracking.idph.iowa.gov/Health/Lead-Poisoning/Annual-Blood-Lead-Testing-Children-Under-6/Children-Tested>

## HEALTH IMPACTS



Damage to brain & nervous system



Slowed growth & development



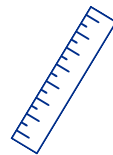
Hearing & speech problems



Learning & behavior problems



Damage to brain & nervous system



Slowed growth & development



Hearing & speech problems



Learning & behavior problems

# CHILDHOOD LEAD POISONING IS

100%

# PREVENTABLE

# CHILDHOOD LEAD POISONING IS

100%

# PREVENTABLE