

2019 IOWA LEAD REPORT CARDS

STATE	3	FLOYD	71	MONONA	137
ADAIR	5	FRANKLIN	73	MONROE	139
ADAMS	7	FREMONT	75	MONTGOMERY	141
ALLAMAKEE	9	GREENE	77	MUSCATINE	143
APPANOOSE	11	GRUNDY	79	O'BRIEN	145
AUDUBON	13	GUTHRIE	81	OSCEOLA	147
BENTON	15	HAMILTON	83	PAGE	149
BLACK HAWK	17	HANCOCK	85	PALO ALTO	151
BOONE	19	HARDIN	87	PLYMOUTH	153
BREMER	21	HARRISON	89	POCAHONTAS	155
BUCHANAN	23	HENRY	91	POLK	157
BUENA VISTA	25	HOWARD	93	POTTAWATTAMIE	159
BUTLER	27	HUMBOLDT	95	POWESHIEK	161
CALHOUN	29	IDA	97	RINGGOLD	163
CARROLL	31	IOWA	99	SAC	165
CASS	33	JACKSON	101	SCOTT	167
CEDAR	35	JASPER	103	SHELBY	169
CERRO GORDO	37	JEFFERSON	105	SIOUX	171
CHEROKEE	39	JOHNSON	107	STORY	173
CHICKASAW	41	JONES	109	TAMA	175
CLARKE	43	KEOKUK	111	TAYLOR	177
CLAY	45	KOSSUTH	113	UNION	179
CLAYTON	47	LEE	115	VAN BUREN	181
CLINTON	49	LINN	117	WAPELLO	183
CRAWFORD	51	LOUISA	119	WARREN	185
DALLAS	53	LUCAS	121	WASHINGTON	187
DAVIS	55	LYON	123	WAYNE	189
DECATUR	57	MADISON	125	WEBSTER	191
DELAWARE	59	MAHASKA	127	WINNEBAGO	193
DES MOINES	61	MARION	129	WINNESHIEK	195
DICKINSON	63	MARSHALL	131	WOODBURY	197
DUBUQUE	65	MILLS	133	WORTH	199
EMMET	67	MITCHELL	135	WRIGHT	201
FAYETTE	69				

ABOUT THE IOWA LEAD REPORT CARDS

The Iowa Department of Public Health (IDPH) is dedicated to improving the health of Iowans through numerous governmentally sponsored public health programs that are effective, efficient, well-organized and well-coordinated. One important program that impacts Iowa's youngest residents is the Childhood Lead Poisoning Prevention Program (CLPPP). The goal of this program is to reduce the prevalence of childhood lead poisoning in Iowa. The CLPPP provides identification and case management for children with elevated blood lead levels, identification and control of lead paint hazards, surveillance of elevated blood lead levels, and provides education and outreach in communities across the state.

The Iowa Institute of Public Health Research and Policy (IIPHRP), at the University of Iowa, College of Public Health was contracted by IDPH to complete several activities related to the Childhood Lead Poisoning Prevention Program, one of which was a needs assessment of the program. The needs assessment noted a need for more data feedback at the county level that can be used for education and outreach. The need for data feedback resulted in the creation of the **Iowa Lead Report Cards**. These are county specific report cards that provide meaningful data that can be utilized for community and stakeholder education and outreach. The Iowa Lead Report Cards were developed in conjunction with the Iowa Childhood Lead Advisory Workgroup (CLAW) to ensure meaningful data was being communicated.

HOW TO PRINT

1. Find your county
2. Take note of the page number of your county report card, as well as the next page as these are two-sided report cards
3. Go to print settings and select to print a specified page range. Input your county specific page numbers (i.e. for Linn County, print pages 117-118)
4. Select two-sided printing with flipping on the long edge
5. Click print
6. Cut in half, as your county report card will have two report cards printed, per page

2019 IOWA LEAD REPORT CARD

2019 IOWA LEAD REPORT CARD

OF ALL IOWA CHILDREN
0 TO 6 YEARS OLD ONLY

25%

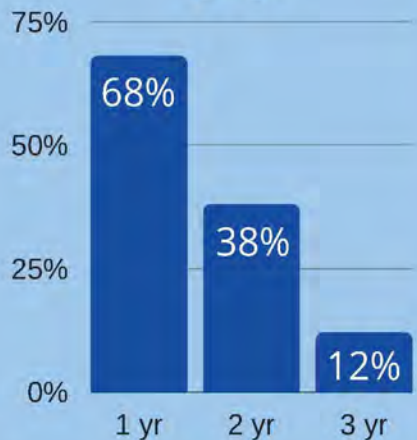
WERE TESTED FOR LEAD

OF ALL IOWA CHILDREN
0 TO 6 YEARS OLD ONLY

25%

WERE TESTED FOR LEAD

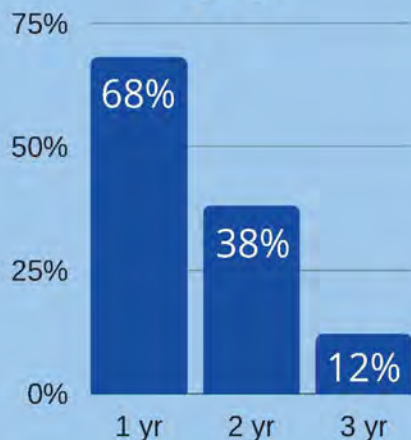
Percent of Children
Receiving a Blood Lead Test
By Age



**1,258
KIDS**

of the under 6
population tested
in 2019 had an
elevated blood
lead level*

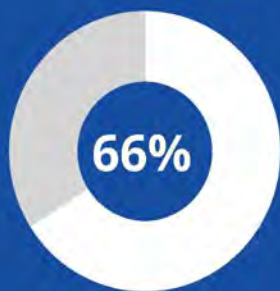
Percent of Children
Receiving a Blood Lead Test
By Age



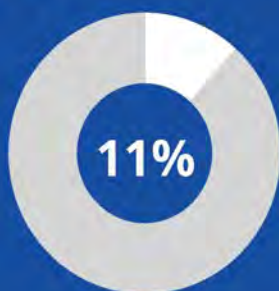
**1,258
KIDS**

of the under 6
population tested
in 2019 had an
elevated blood
lead level*

RISK FACTORS

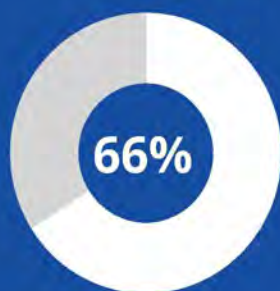


Pre-1979 Housing

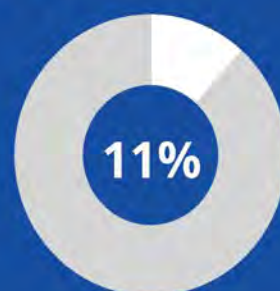


Population Below
Poverty Level

RISK FACTORS



Pre-1979 Housing



Population Below
Poverty Level

*Elevated Blood Lead Level is equal to or greater than 5 mcg/dL
<https://www.cdc.gov/nceh/lead/data/blood-lead-reference-value.htm>
References:
Iowa Department of Public Health. (2019). Iowa Public Health Tracking Portal. Retrieved from <https://tracking.idph.iowa.gov/>
State Library of Iowa. (2019). American Community Survey: Poverty status in the past 12 months.
State Library of Iowa. (2019). American Community Survey: Year structure built.

*Elevated Blood Lead Level is equal to or greater than 5 mcg/dL
<https://www.cdc.gov/nceh/lead/data/blood-lead-reference-value.htm>
References:
Iowa Department of Public Health. (2019). Iowa Public Health Tracking Portal. Retrieved from <https://tracking.idph.iowa.gov/>
State Library of Iowa. (2019). American Community Survey: Poverty status in the past 12 months.
State Library of Iowa. (2019). American Community Survey: Year structure built.

981 children under 6 had a confirmed elevated blood lead level above 5 µg/dL in Iowa in 2019



That is enough to fill 13.5 school buses

Iowa Public Health Tracking Portal. (2019). Children Tested. Retrieved from <https://tracking.idph.iowa.gov/Health/Lead-Poisoning/Annual-Blood-Lead-Testing-Children-Under-6/Children-Tested>

981 children under 6 had a confirmed elevated blood lead level above 5 µg/dL in Iowa in 2019



That is enough to fill 13.5 school buses

Iowa Public Health Tracking Portal. (2019). Children Tested. Retrieved from <https://tracking.idph.iowa.gov/Health/Lead-Poisoning/Annual-Blood-Lead-Testing-Children-Under-6/Children-Tested>

HEALTH IMPACTS



Damage to brain & nervous system



Slowed growth & development



Hearing & speech problems



Learning & behavior problems



Damage to brain & nervous system



Slowed growth & development



Hearing & speech problems



Learning & behavior problems

CHILDHOOD LEAD POISONING IS

100%

PREVENTABLE

**IF YOU DON'T TEST, YOU
DON'T DIAGNOSE.**

**IF YOU DON'T DIAGNOSE, YOU
CAN'T INTERVENE.**

CHILDHOOD LEAD POISONING IS

100%

PREVENTABLE

**IF YOU DON'T TEST, YOU
DON'T DIAGNOSE.**

**IF YOU DON'T DIAGNOSE, YOU
CAN'T INTERVENE.**

2019 ADAIR COUNTY IOWA LEAD REPORT CARD

2019 ADAIR COUNTY IOWA LEAD REPORT CARD

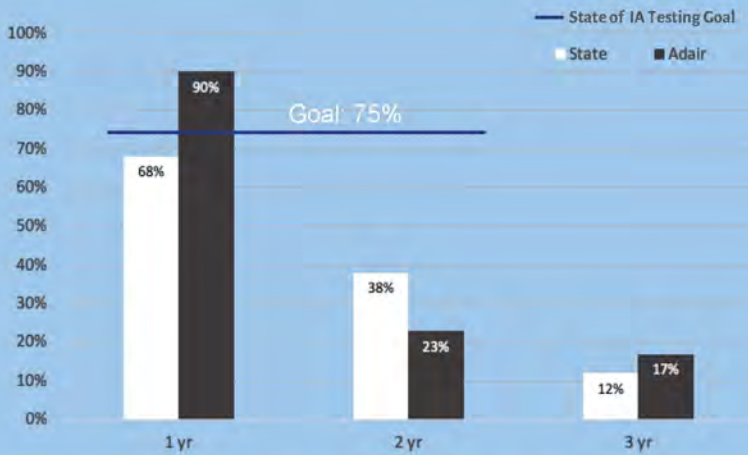
OF ALL ADAIR COUNTY CHILDREN 0 TO 6 YEARS OLD ONLY

30.0%
WERE TESTED FOR LEAD

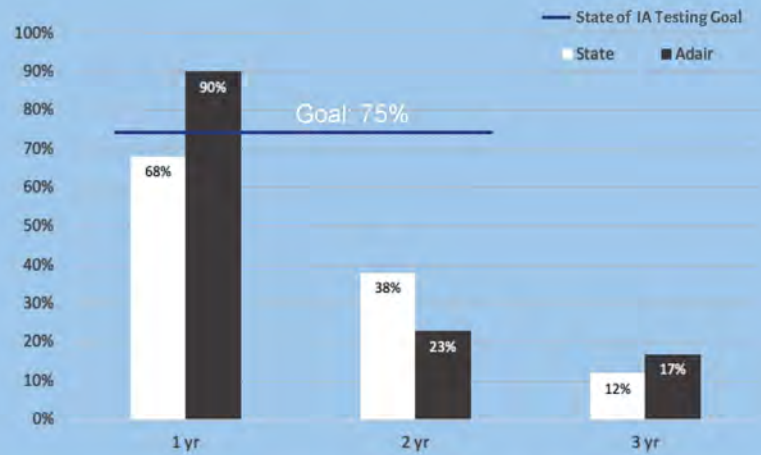
OF ALL ADAIR COUNTY CHILDREN 0 TO 6 YEARS OLD ONLY

30.0%
WERE TESTED FOR LEAD

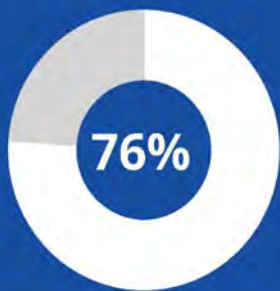
State vs County - Percent of Children Receiving a Blood Lead Test By Age



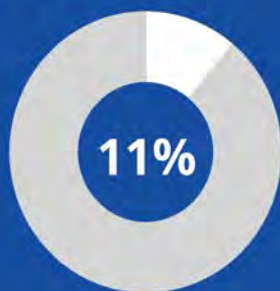
State vs County - Percent of Children Receiving a Blood Lead Test By Age



RISK FACTORS

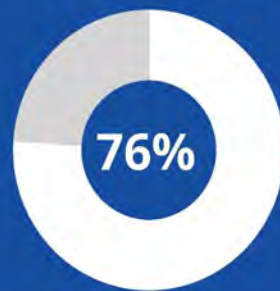


Pre-1979 Housing

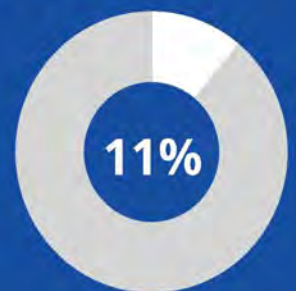


Population Below Poverty Level

RISK FACTORS



Pre-1979 Housing



Population Below Poverty Level

*Elevated Blood Lead Level is equal to or greater than 5 mcg/dL.
<https://www.cdc.gov/nceh/lead/data/blood-lead-reference-value.htm>
 References:
 Iowa Department of Public Health, (2019). Iowa Public Health Tracking Portal. Retrieved from <https://tracking.idph.iowa.gov/>
 State Library of Iowa. (2019). American Community Survey: Poverty status in the past 12 months.
 State Library of Iowa. (2019). American Community Survey: Year structure built.

*Elevated Blood Lead Level is equal to or greater than 5 mcg/dL.
<https://www.cdc.gov/nceh/lead/data/blood-lead-reference-value.htm>
 References:
 Iowa Department of Public Health, (2019). Iowa Public Health Tracking Portal. Retrieved from <https://tracking.idph.iowa.gov/>
 State Library of Iowa. (2019). American Community Survey: Poverty status in the past 12 months.
 State Library of Iowa. (2019). American Community Survey: Year structure built.

981 children under 6 had a confirmed elevated blood lead level above 5 µg/dL in Iowa in 2019



That is enough to fill 13.5 school buses

Iowa Public Health Tracking Portal. (2019). Children Tested. Retrieved from <https://tracking.idph.iowa.gov/Health/Lead-Poisoning/Annual-Blood-Lead-Testing-Children-Under-6/Children-Tested>

981 children under 6 had a confirmed elevated blood lead level above 5 µg/dL in Iowa in 2019



That is enough to fill 13.5 school buses

Iowa Public Health Tracking Portal. (2019). Children Tested. Retrieved from <https://tracking.idph.iowa.gov/Health/Lead-Poisoning/Annual-Blood-Lead-Testing-Children-Under-6/Children-Tested>

HEALTH IMPACTS



Damage to brain & nervous system



Slowed growth & development



Hearing & speech problems



Learning & behavior problems



Damage to brain & nervous system



Slowed growth & development



Hearing & speech problems



Learning & behavior problems

CHILDHOOD LEAD POISONING IS

100%

PREVENTABLE

**IF YOU DON'T TEST, YOU
DON'T DIAGNOSE.**

**IF YOU DON'T DIAGNOSE, YOU
CAN'T INTERVENE.**

CHILDHOOD LEAD POISONING IS

100%

PREVENTABLE

**IF YOU DON'T TEST, YOU
DON'T DIAGNOSE.**

**IF YOU DON'T DIAGNOSE, YOU
CAN'T INTERVENE.**

2019 ADAMS COUNTY IOWA LEAD REPORT CARD

2019 ADAMS COUNTY IOWA LEAD REPORT CARD

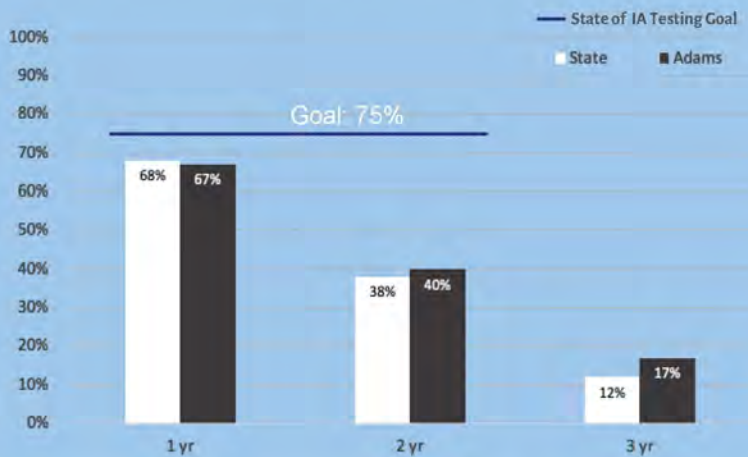
OF ALL ADAMS COUNTY CHILDREN
0 TO 6 YEARS OLD ONLY

28.0%
WERE TESTED FOR LEAD

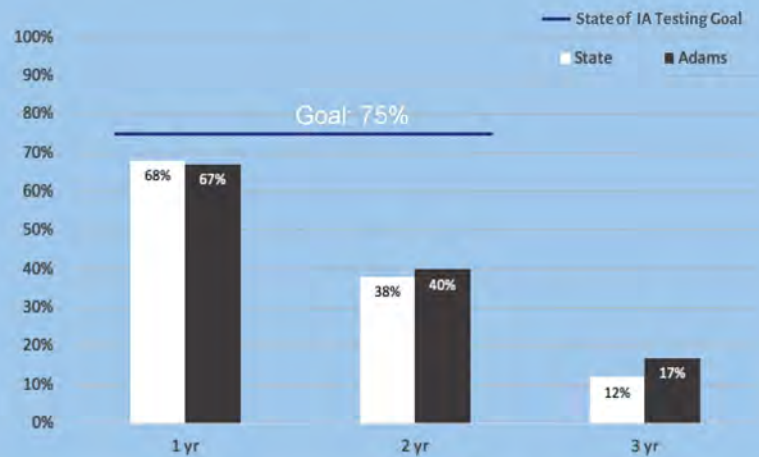
OF ALL ADAMS COUNTY CHILDREN
0 TO 6 YEARS OLD ONLY

28.0%
WERE TESTED FOR LEAD

State vs County - Percent of Children
Receiving a Blood Lead Test By Age



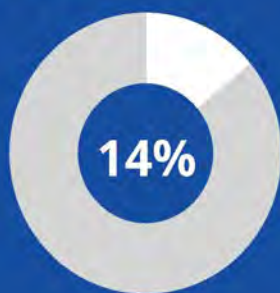
State vs County - Percent of Children
Receiving a Blood Lead Test By Age



RISK FACTORS



Pre-1979 Housing

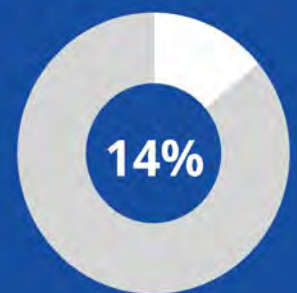


Population Below
Poverty Level

RISK FACTORS



Pre-1979 Housing



Population Below
Poverty Level

*Elevated Blood Lead Level is equal to or greater than 5 mcg/dL
<https://www.cdc.gov/nceh/lead/data/blood-lead-reference-value.htm>
 References:
 Iowa Department of Public Health. (2019). Iowa Public Health Tracking Portal. Retrieved from <https://tracking.idph.iowa.gov/>
 State Library of Iowa. (2019). American Community Survey: Poverty status in the past 12 months.
 State Library of Iowa. (2019). American Community Survey: Year structure built.

*Elevated Blood Lead Level is equal to or greater than 5 mcg/dL
<https://www.cdc.gov/nceh/lead/data/blood-lead-reference-value.htm>
 References:
 Iowa Department of Public Health. (2019). Iowa Public Health Tracking Portal. Retrieved from <https://tracking.idph.iowa.gov/>
 State Library of Iowa. (2019). American Community Survey: Poverty status in the past 12 months.
 State Library of Iowa. (2019). American Community Survey: Year structure built.

981 children under 6 had a confirmed elevated blood lead level above 5 µg/dL in Iowa in 2019



That is enough to fill 13.5 school buses

Iowa Public Health Tracking Portal. (2019). Children Tested. Retrieved from <https://tracking.idph.iowa.gov/Health/Lead-Poisoning/Annual-Blood-Lead-Testing-Children-Under-6/Children-Tested>

981 children under 6 had a confirmed elevated blood lead level above 5 µg/dL in Iowa in 2019



That is enough to fill 13.5 school buses

Iowa Public Health Tracking Portal. (2019). Children Tested. Retrieved from <https://tracking.idph.iowa.gov/Health/Lead-Poisoning/Annual-Blood-Lead-Testing-Children-Under-6/Children-Tested>

HEALTH IMPACTS



Damage to brain & nervous system



Slowed growth & development



Hearing & speech problems



Learning & behavior problems



Damage to brain & nervous system



Slowed growth & development



Hearing & speech problems



Learning & behavior problems

CHILDHOOD LEAD POISONING IS

100%

PREVENTABLE

**IF YOU DON'T TEST, YOU
DON'T DIAGNOSE.**

**IF YOU DON'T DIAGNOSE, YOU
CAN'T INTERVENE.**

CHILDHOOD LEAD POISONING IS

100%

PREVENTABLE

**IF YOU DON'T TEST, YOU
DON'T DIAGNOSE.**

**IF YOU DON'T DIAGNOSE, YOU
CAN'T INTERVENE.**

2019 ALLAMAKEE COUNTY IOWA LEAD REPORT CARD

2019 ALLAMAKEE COUNTY IOWA LEAD REPORT CARD

OF ALL ALLAMAKEE COUNTY CHILDREN 0 TO 6 YEARS OLD ONLY

33.7%

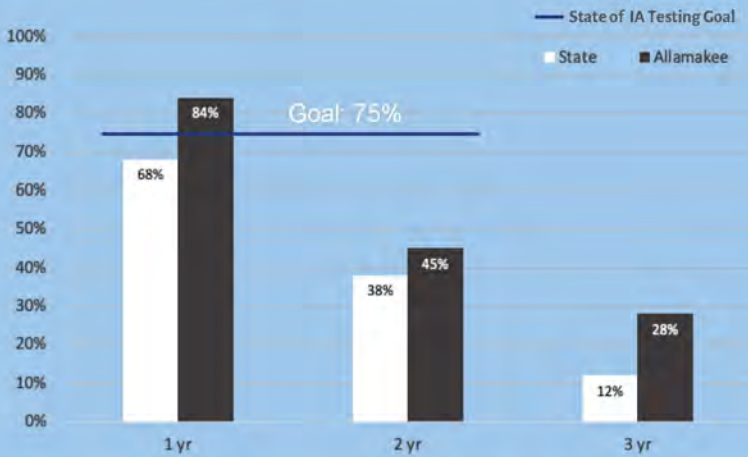
WERE TESTED FOR LEAD

OF ALL ALLAMAKEE COUNTY CHILDREN 0 TO 6 YEARS OLD ONLY

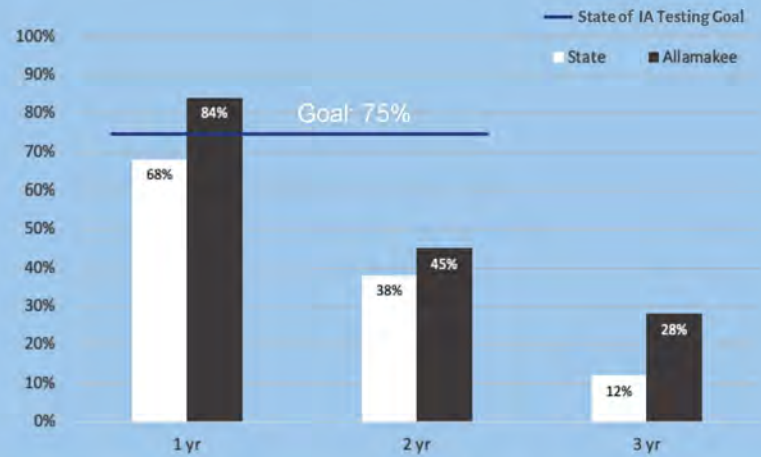
33.7%

WERE TESTED FOR LEAD

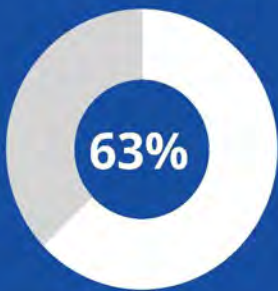
State vs County - Percent of Children Receiving a Blood Lead Test By Age



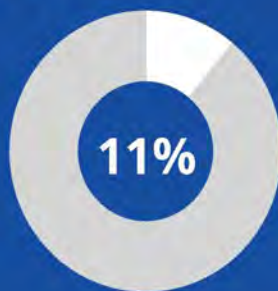
State vs County - Percent of Children Receiving a Blood Lead Test By Age



RISK FACTORS

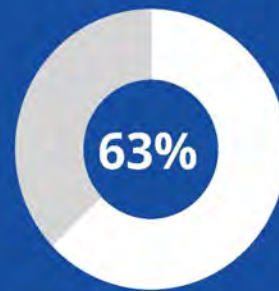


Pre-1979 Housing

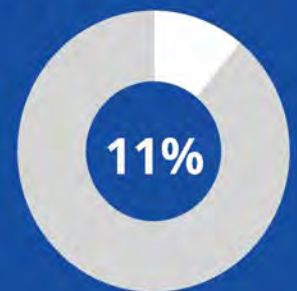


Population Below Poverty Level

RISK FACTORS



Pre-1979 Housing



Population Below Poverty Level

*Elevated Blood Lead Level is equal to or greater than 5 mcg/dL
<https://www.cdc.gov/nceh/lead/data/blood-lead-reference-value.htm>
 References:
 Iowa Department of Public Health. (2019). Iowa Public Health Tracking Portal. Retrieved from <https://tracking.idph.iowa.gov/>
 State Library of Iowa. (2019). American Community Survey: Poverty status in the past 12 months.
 State Library of Iowa. (2019). American Community Survey: Year structure built.

*Elevated Blood Lead Level is equal to or greater than 5 mcg/dL
<https://www.cdc.gov/nceh/lead/data/blood-lead-reference-value.htm>
 References:
 Iowa Department of Public Health. (2019). Iowa Public Health Tracking Portal. Retrieved from <https://tracking.idph.iowa.gov/>
 State Library of Iowa. (2019). American Community Survey: Poverty status in the past 12 months.
 State Library of Iowa. (2019). American Community Survey: Year structure built.

981 children under 6 had a confirmed elevated blood lead level above 5 µg/dL in Iowa in 2019



That is enough to fill 13.5 school buses

Iowa Public Health Tracking Portal. (2019). Children Tested. Retrieved from <https://tracking.idph.iowa.gov/Health/Lead-Poisoning/Annual-Blood-Lead-Testing-Children-Under-6/Children-Tested>

981 children under 6 had a confirmed elevated blood lead level above 5 µg/dL in Iowa in 2019



That is enough to fill 13.5 school buses

Iowa Public Health Tracking Portal. (2019). Children Tested. Retrieved from <https://tracking.idph.iowa.gov/Health/Lead-Poisoning/Annual-Blood-Lead-Testing-Children-Under-6/Children-Tested>

HEALTH IMPACTS



Damage to brain & nervous system



Slowed growth & development



Hearing & speech problems



Learning & behavior problems



Damage to brain & nervous system



Slowed growth & development



Hearing & speech problems



Learning & behavior problems

CHILDHOOD LEAD POISONING IS

100%

PREVENTABLE

**IF YOU DON'T TEST, YOU
DON'T DIAGNOSE.**

**IF YOU DON'T DIAGNOSE, YOU
CAN'T INTERVENE.**

CHILDHOOD LEAD POISONING IS

100%

PREVENTABLE

**IF YOU DON'T TEST, YOU
DON'T DIAGNOSE.**

**IF YOU DON'T DIAGNOSE, YOU
CAN'T INTERVENE.**

2019 APPANOOSE COUNTY IOWA LEAD REPORT CARD

2019 APPANOOSE COUNTY IOWA LEAD REPORT CARD

OF ALL APPANOOSE COUNTY CHILDREN
0 TO 6 YEARS OLD ONLY

18.8%

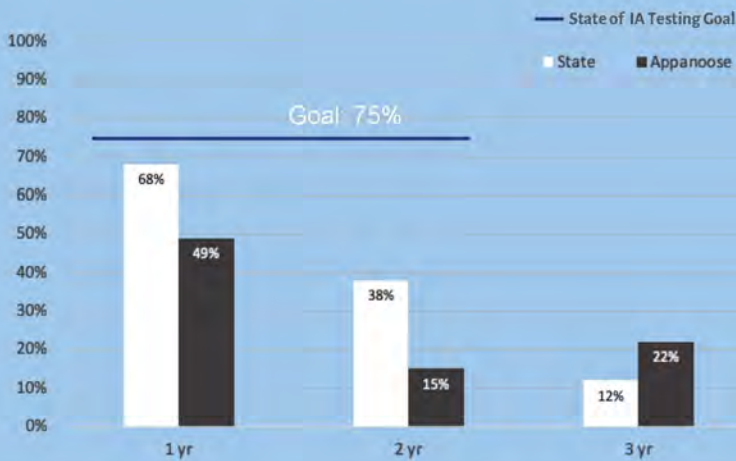
WERE TESTED FOR LEAD

OF ALL APPANOOSE COUNTY CHILDREN
0 TO 6 YEARS OLD ONLY

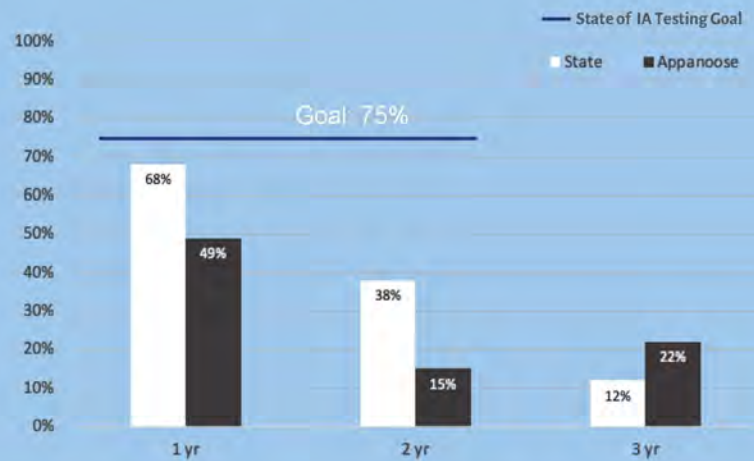
18.8%

WERE TESTED FOR LEAD

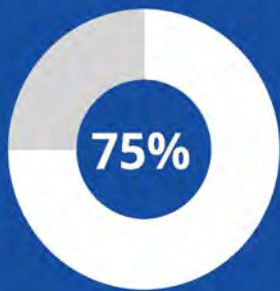
State vs County - Percent of Children Receiving a Blood Lead Test By Age



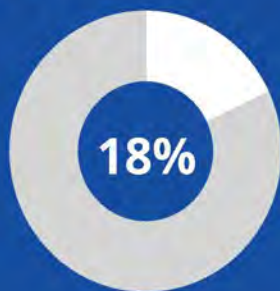
State vs County - Percent of Children Receiving a Blood Lead Test By Age



RISK FACTORS

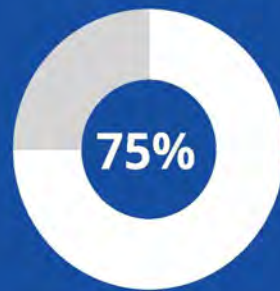


Pre-1979 Housing

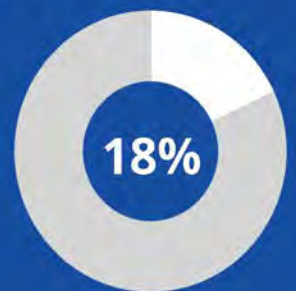


Population Below Poverty Level

RISK FACTORS



Pre-1979 Housing



Population Below Poverty Level

*Elevated Blood Lead Level is equal to or greater than 5 mcg/dL
<https://www.cdc.gov/nceh/lead/data/blood-lead-reference-value.htm>
 References:
 Iowa Department of Public Health. (2019). Iowa Public Health Tracking Portal. Retrieved from <https://tracking.idph.iowa.gov/>
 State Library of Iowa. (2019). American Community Survey: Poverty status in the past 12 months.
 State Library of Iowa. (2019). American Community Survey: Year structure built.

*Elevated Blood Lead Level is equal to or greater than 5 mcg/dL
<https://www.cdc.gov/nceh/lead/data/blood-lead-reference-value.htm>
 References:
 Iowa Department of Public Health. (2019). Iowa Public Health Tracking Portal. Retrieved from <https://tracking.idph.iowa.gov/>
 State Library of Iowa. (2019). American Community Survey: Poverty status in the past 12 months.
 State Library of Iowa. (2019). American Community Survey: Year structure built.

981 children under 6 had a confirmed elevated blood lead level above 5 µg/dL in Iowa in 2019



That is enough to fill 13.5 school buses

Iowa Public Health Tracking Portal. (2019). Children Tested. Retrieved from <https://tracking.idph.iowa.gov/Health/Lead-Poisoning/Annual-Blood-Lead-Testing-Children-Under-6/Children-Tested>

981 children under 6 had a confirmed elevated blood lead level above 5 µg/dL in Iowa in 2019



That is enough to fill 13.5 school buses

Iowa Public Health Tracking Portal. (2019). Children Tested. Retrieved from <https://tracking.idph.iowa.gov/Health/Lead-Poisoning/Annual-Blood-Lead-Testing-Children-Under-6/Children-Tested>

HEALTH IMPACTS



Damage to brain & nervous system



Slowed growth & development



Hearing & speech problems



Learning & behavior problems



Damage to brain & nervous system



Slowed growth & development



Hearing & speech problems



Learning & behavior problems

CHILDHOOD LEAD POISONING IS

100%

PREVENTABLE

**IF YOU DON'T TEST, YOU
DON'T DIAGNOSE.**

**IF YOU DON'T DIAGNOSE, YOU
CAN'T INTERVENE.**

CHILDHOOD LEAD POISONING IS

100%

PREVENTABLE

**IF YOU DON'T TEST, YOU
DON'T DIAGNOSE.**

**IF YOU DON'T DIAGNOSE, YOU
CAN'T INTERVENE.**

2019 AUDUBON COUNTY IOWA LEAD REPORT CARD

2019 AUDUBON COUNTY IOWA LEAD REPORT CARD

OF ALL AUDUBON COUNTY CHILDREN 0 TO 6 YEARS OLD ONLY

29.0%

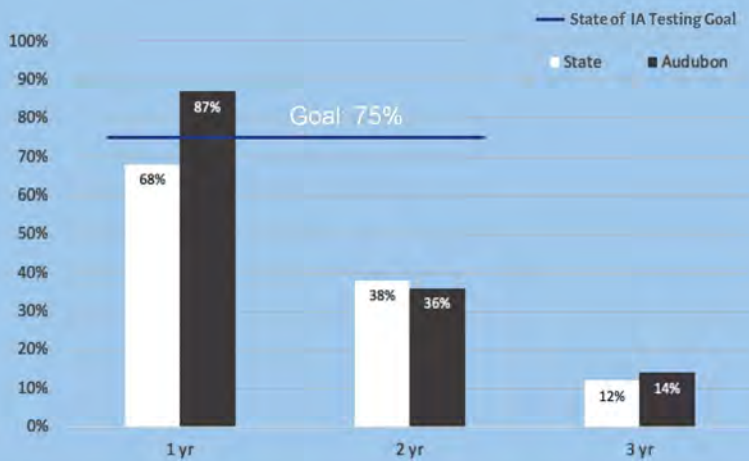
WERE TESTED FOR LEAD

OF ALL AUDUBON COUNTY CHILDREN 0 TO 6 YEARS OLD ONLY

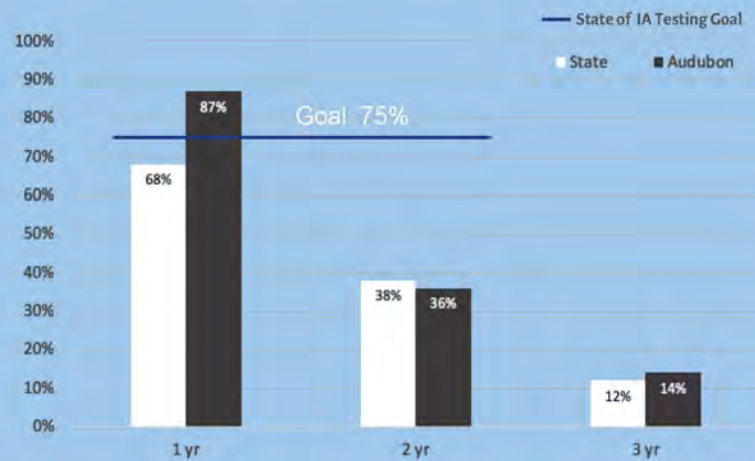
29.0%

WERE TESTED FOR LEAD

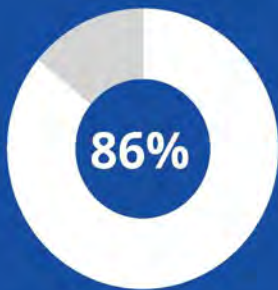
State vs County - Percent of Children Receiving a Blood Lead Test By Age



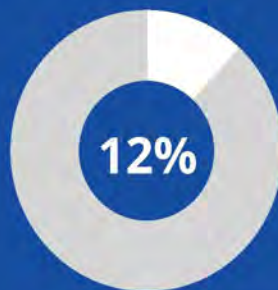
State vs County - Percent of Children Receiving a Blood Lead Test By Age



RISK FACTORS

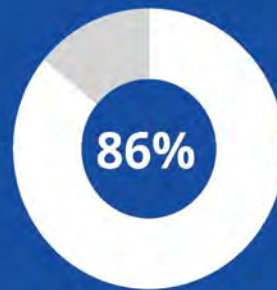


Pre-1979 Housing

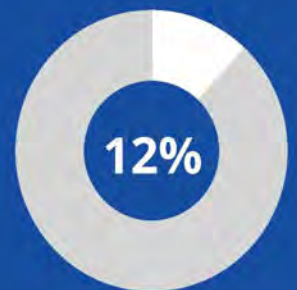


Population Below Poverty Level

RISK FACTORS



Pre-1979 Housing



Population Below Poverty Level

*Elevated Blood Lead Level is equal to or greater than 5 mcg/dL
<https://www.cdc.gov/nceh/lead/data/blood-lead-reference-value.htm>
 References:
 Iowa Department of Public Health. (2019). Iowa Public Health Tracking Portal. Retrieved from <https://tracking.idph.iowa.gov/>
 State Library of Iowa. (2019). American Community Survey: Poverty status in the past 12 months.
 State Library of Iowa. (2019). American Community Survey: Year structure built.

*Elevated Blood Lead Level is equal to or greater than 5 mcg/dL
<https://www.cdc.gov/nceh/lead/data/blood-lead-reference-value.htm>
 References:
 Iowa Department of Public Health. (2019). Iowa Public Health Tracking Portal. Retrieved from <https://tracking.idph.iowa.gov/>
 State Library of Iowa. (2019). American Community Survey: Poverty status in the past 12 months.
 State Library of Iowa. (2019). American Community Survey: Year structure built.

981 children under 6 had a confirmed elevated blood lead level above 5 µg/dL in Iowa in 2019



That is enough to fill 13.5 school buses

Iowa Public Health Tracking Portal. (2019). Children Tested. Retrieved from <https://tracking.idph.iowa.gov/Health/Lead-Poisoning/Annual-Blood-Lead-Testing-Children-Under-6/Children-Tested>

981 children under 6 had a confirmed elevated blood lead level above 5 µg/dL in Iowa in 2019



That is enough to fill 13.5 school buses

Iowa Public Health Tracking Portal. (2019). Children Tested. Retrieved from <https://tracking.idph.iowa.gov/Health/Lead-Poisoning/Annual-Blood-Lead-Testing-Children-Under-6/Children-Tested>

HEALTH IMPACTS



Damage to brain & nervous system



Slowed growth & development



Hearing & speech problems



Learning & behavior problems



Damage to brain & nervous system



Slowed growth & development



Hearing & speech problems



Learning & behavior problems

CHILDHOOD LEAD POISONING IS

100%

PREVENTABLE

**IF YOU DON'T TEST, YOU
DON'T DIAGNOSE.**

**IF YOU DON'T DIAGNOSE, YOU
CAN'T INTERVENE.**

CHILDHOOD LEAD POISONING IS

100%

PREVENTABLE

**IF YOU DON'T TEST, YOU
DON'T DIAGNOSE.**

**IF YOU DON'T DIAGNOSE, YOU
CAN'T INTERVENE.**

2019 BENTON COUNTY IOWA LEAD REPORT CARD

2019 BENTON COUNTY IOWA LEAD REPORT CARD

OF ALL BENTON COUNTY CHILDREN 0 TO 6 YEARS OLD ONLY

24.3%

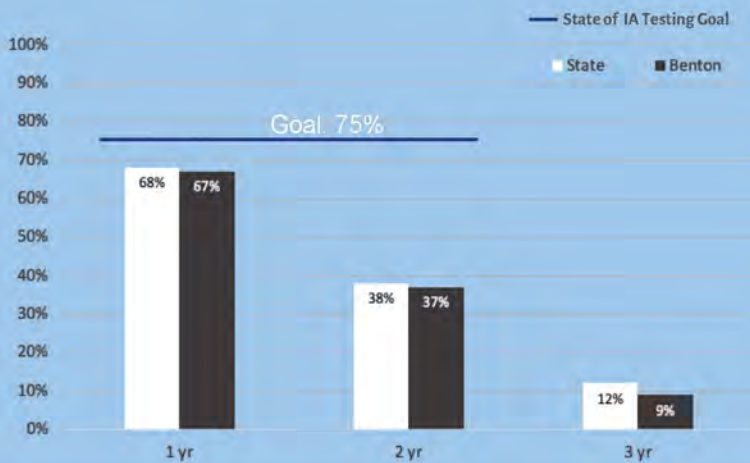
WERE TESTED FOR LEAD

OF ALL BENTON COUNTY CHILDREN 0 TO 6 YEARS OLD ONLY

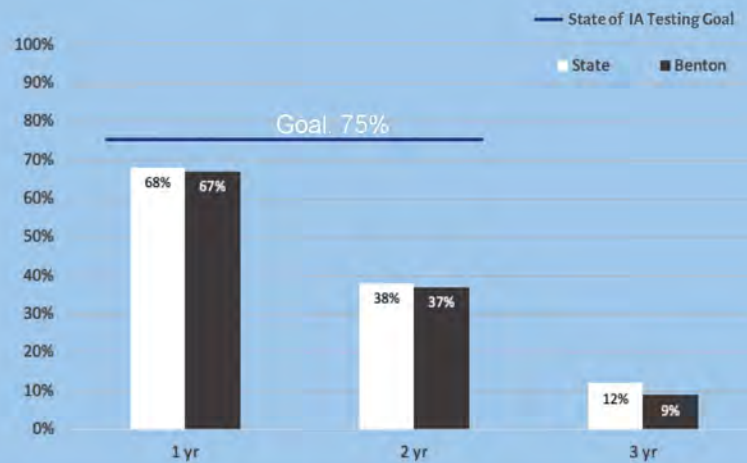
24.3%

WERE TESTED FOR LEAD

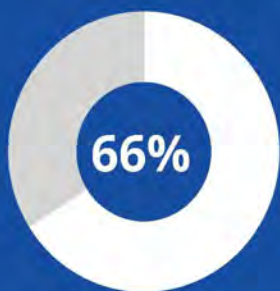
State vs County - Percent of Children Receiving a Blood Lead Test By Age



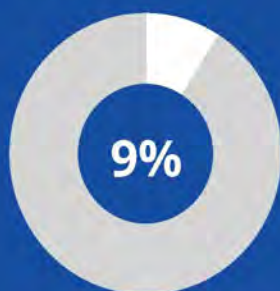
State vs County - Percent of Children Receiving a Blood Lead Test By Age



RISK FACTORS

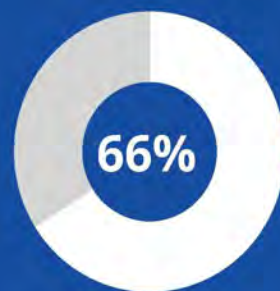


Pre-1979 Housing

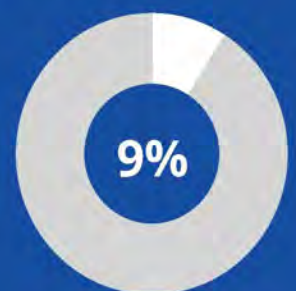


Population Below Poverty Level

RISK FACTORS



Pre-1979 Housing



Population Below Poverty Level

*Elevated Blood Lead Level is equal to or greater than 5 mcg/dL. <https://www.cdc.gov/nceh/lead/data/blood-lead-reference-value.htm>
References: Iowa Department of Public Health, (2019). Iowa Public Health Tracking Portal. Retrieved from <https://tracking.idph.iowa.gov/>
State Library of Iowa. (2019). American Community Survey: Poverty status in the past 12 months.
State Library of Iowa. (2019). American Community Survey: Year structure built.

*Elevated Blood Lead Level is equal to or greater than 5 mcg/dL. <https://www.cdc.gov/nceh/lead/data/blood-lead-reference-value.htm>
References: Iowa Department of Public Health, (2019). Iowa Public Health Tracking Portal. Retrieved from <https://tracking.idph.iowa.gov/>
State Library of Iowa. (2019). American Community Survey: Poverty status in the past 12 months.
State Library of Iowa. (2019). American Community Survey: Year structure built.

981 children under 6 had a confirmed elevated blood lead level above 5 µg/dL in Iowa in 2019



That is enough to fill 13.5 school buses

Iowa Public Health Tracking Portal. (2019). Children Tested. Retrieved from <https://tracking.idph.iowa.gov/Health/Lead-Poisoning/Annual-Blood-Lead-Testing-Children-Under-6/Children-Tested>

981 children under 6 had a confirmed elevated blood lead level above 5 µg/dL in Iowa in 2019



That is enough to fill 13.5 school buses

Iowa Public Health Tracking Portal. (2019). Children Tested. Retrieved from <https://tracking.idph.iowa.gov/Health/Lead-Poisoning/Annual-Blood-Lead-Testing-Children-Under-6/Children-Tested>

HEALTH IMPACTS



Damage to brain & nervous system



Slowed growth & development



Hearing & speech problems



Learning & behavior problems



Damage to brain & nervous system



Slowed growth & development



Hearing & speech problems



Learning & behavior problems

CHILDHOOD LEAD POISONING IS

100%

PREVENTABLE

**IF YOU DON'T TEST, YOU
DON'T DIAGNOSE.**

**IF YOU DON'T DIAGNOSE, YOU
CAN'T INTERVENE.**

CHILDHOOD LEAD POISONING IS

100%

PREVENTABLE

**IF YOU DON'T TEST, YOU
DON'T DIAGNOSE.**

**IF YOU DON'T DIAGNOSE, YOU
CAN'T INTERVENE.**

2019 BLACK HAWK COUNTY IOWA LEAD REPORT CARD

2019 BLACK HAWK COUNTY IOWA LEAD REPORT CARD

OF ALL BLACK HAWK COUNTY CHILDREN 0 TO 6 YEARS OLD ONLY

25.4%

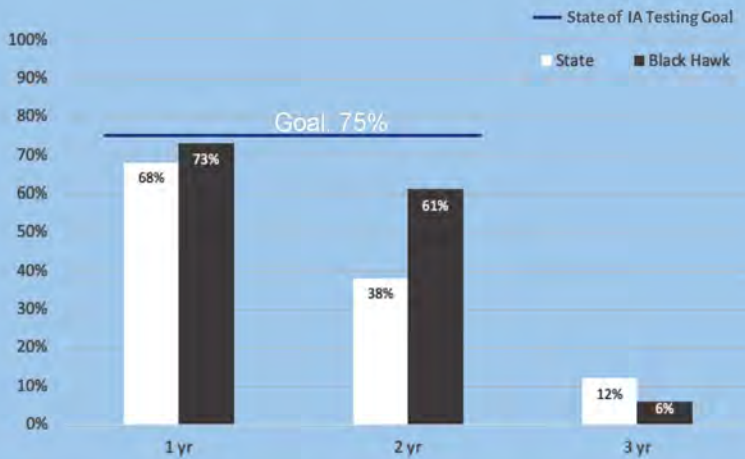
WERE TESTED FOR LEAD

OF ALL BLACK HAWK COUNTY CHILDREN 0 TO 6 YEARS OLD ONLY

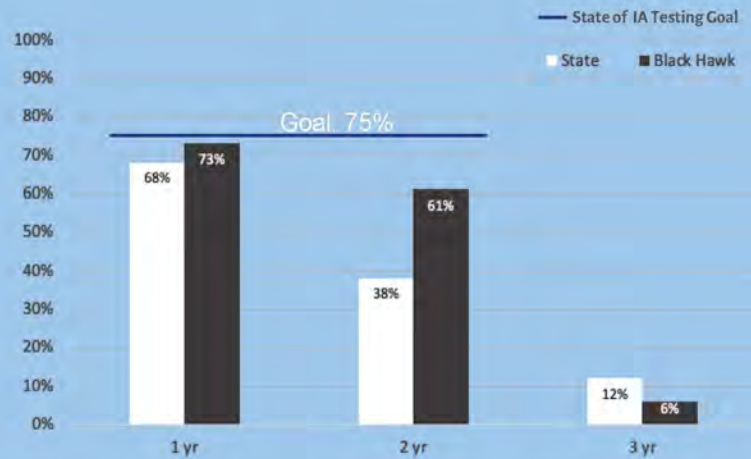
25.4%

WERE TESTED FOR LEAD

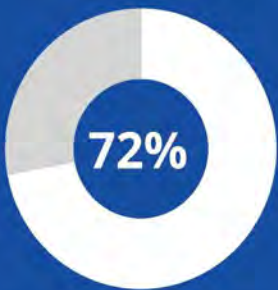
State vs County - Percent of Children Receiving a Blood Lead Test By Age



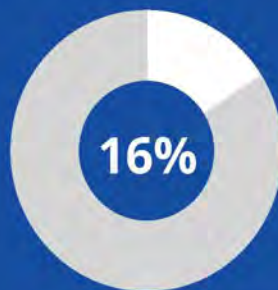
State vs County - Percent of Children Receiving a Blood Lead Test By Age



RISK FACTORS

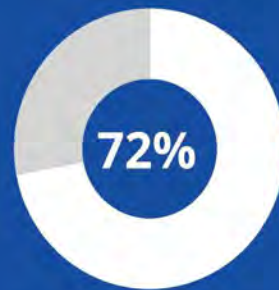


Pre-1979 Housing

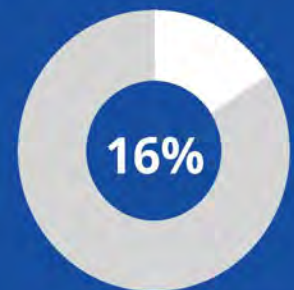


Population Below Poverty Level

RISK FACTORS



Pre-1979 Housing



Population Below Poverty Level

*Elevated Blood Lead Level is equal to or greater than 5 mcg/dL
<https://www.cdc.gov/nceh/lead/data/blood-lead-reference-value.htm>
 References:
 Iowa Department of Public Health. (2019). Iowa Public Health Tracking Portal. Retrieved from <https://tracking.idph.iowa.gov/>
 State Library of Iowa. (2019). American Community Survey: Poverty status in the past 12 months.
 State Library of Iowa. (2019). American Community Survey: Year structure built.



*Elevated Blood Lead Level is equal to or greater than 5 mcg/dL
<https://www.cdc.gov/nceh/lead/data/blood-lead-reference-value.htm>
 References:
 Iowa Department of Public Health. (2019). Iowa Public Health Tracking Portal. Retrieved from <https://tracking.idph.iowa.gov/>
 State Library of Iowa. (2019). American Community Survey: Poverty status in the past 12 months.
 State Library of Iowa. (2019). American Community Survey: Year structure built.



981 children under 6 had a confirmed elevated blood lead level above 5 µg/dL in Iowa in 2019



That is enough to fill 13.5 school buses

Iowa Public Health Tracking Portal. (2019). Children Tested. Retrieved from <https://tracking.idph.iowa.gov/Health/Lead-Poisoning/Annual-Blood-Lead-Testing-Children-Under-6/Children-Tested>

981 children under 6 had a confirmed elevated blood lead level above 5 µg/dL in Iowa in 2019



That is enough to fill 13.5 school buses

Iowa Public Health Tracking Portal. (2019). Children Tested. Retrieved from <https://tracking.idph.iowa.gov/Health/Lead-Poisoning/Annual-Blood-Lead-Testing-Children-Under-6/Children-Tested>

HEALTH IMPACTS



Damage to brain & nervous system



Slowed growth & development



Hearing & speech problems



Learning & behavior problems



Damage to brain & nervous system



Slowed growth & development



Hearing & speech problems



Learning & behavior problems

CHILDHOOD LEAD POISONING IS

100%

PREVENTABLE

**IF YOU DON'T TEST, YOU
DON'T DIAGNOSE.**

**IF YOU DON'T DIAGNOSE, YOU
CAN'T INTERVENE.**

CHILDHOOD LEAD POISONING IS

100%

PREVENTABLE

**IF YOU DON'T TEST, YOU
DON'T DIAGNOSE.**

**IF YOU DON'T DIAGNOSE, YOU
CAN'T INTERVENE.**

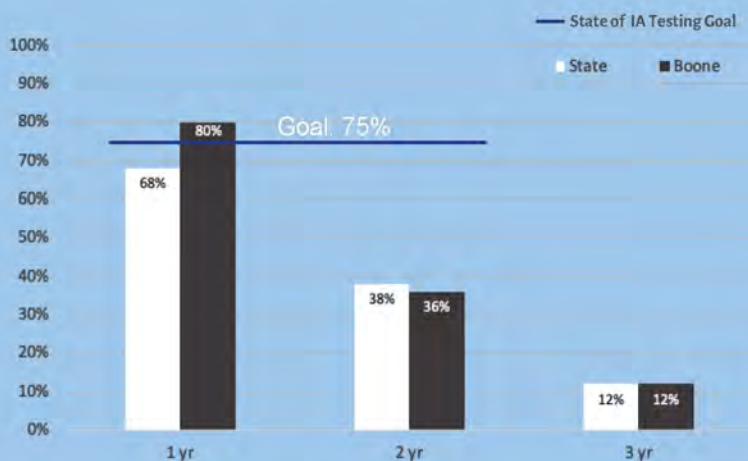
2019 BOONE COUNTY IOWA LEAD REPORT CARD

OF ALL BOONE COUNTY CHILDREN 0 TO 6 YEARS OLD ONLY

28.9%

WERE TESTED FOR LEAD

State vs County - Percent of Children Receiving a Blood Lead Test By Age



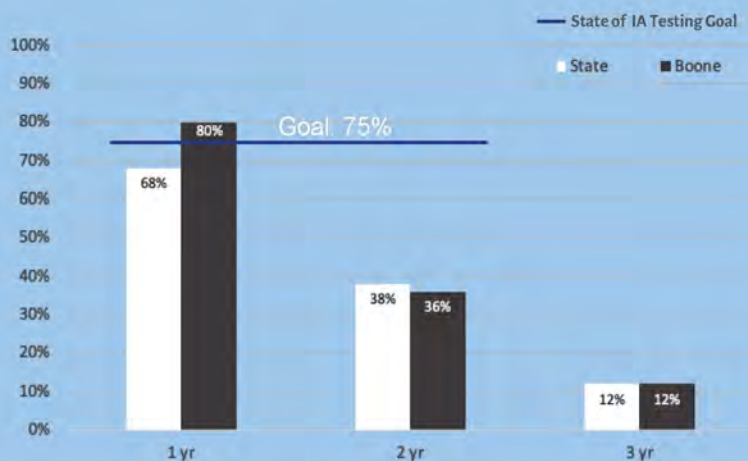
2019 BOONE COUNTY IOWA LEAD REPORT CARD

OF ALL BOONE COUNTY CHILDREN 0 TO 6 YEARS OLD ONLY

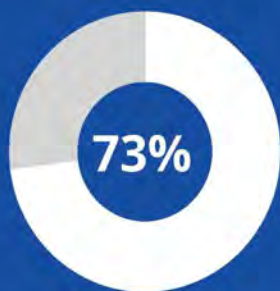
28.9%

WERE TESTED FOR LEAD

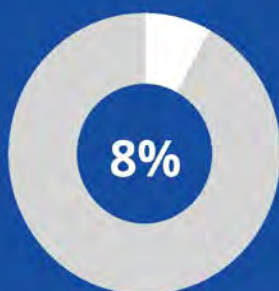
State vs County - Percent of Children Receiving a Blood Lead Test By Age



RISK FACTORS

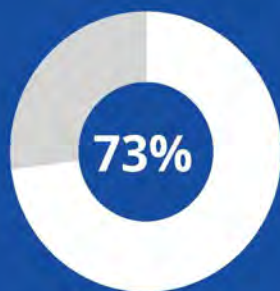


Pre-1979 Housing

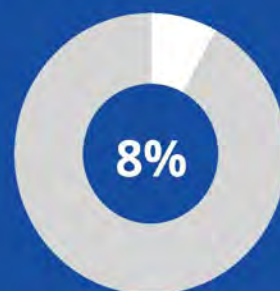


Population Below Poverty Level

RISK FACTORS



Pre-1979 Housing



Population Below Poverty Level

*Elevated Blood Lead Level is equal to or greater than 5 mcg/dL
<https://www.cdc.gov/nceh/lead/data/blood-lead-reference-value.htm>
 References:
 Iowa Department of Public Health. (2019). Iowa Public Health Tracking Portal. Retrieved from <https://tracking.idph.iowa.gov/>
 State Library of Iowa. (2019). American Community Survey: Poverty status in the past 12 months.
 State Library of Iowa. (2019). American Community Survey: Year structure built.

*Elevated Blood Lead Level is equal to or greater than 5 mcg/dL
<https://www.cdc.gov/nceh/lead/data/blood-lead-reference-value.htm>
 References:
 Iowa Department of Public Health. (2019). Iowa Public Health Tracking Portal. Retrieved from <https://tracking.idph.iowa.gov/>
 State Library of Iowa. (2019). American Community Survey: Poverty status in the past 12 months.
 State Library of Iowa. (2019). American Community Survey: Year structure built.

981 children under 6 had a confirmed elevated blood lead level above 5 µg/dL in Iowa in 2019



That is enough to fill 13.5 school buses

Iowa Public Health Tracking Portal. (2019). Children Tested. Retrieved from <https://tracking.idph.iowa.gov/Health/Lead-Poisoning/Annual-Blood-Lead-Testing-Children-Under-6/Children-Tested>

981 children under 6 had a confirmed elevated blood lead level above 5 µg/dL in Iowa in 2019



That is enough to fill 13.5 school buses

Iowa Public Health Tracking Portal. (2019). Children Tested. Retrieved from <https://tracking.idph.iowa.gov/Health/Lead-Poisoning/Annual-Blood-Lead-Testing-Children-Under-6/Children-Tested>

HEALTH IMPACTS



Damage to brain & nervous system



Slowed growth & development



Hearing & speech problems



Learning & behavior problems



Damage to brain & nervous system



Slowed growth & development



Hearing & speech problems



Learning & behavior problems

CHILDHOOD LEAD POISONING IS

100%

PREVENTABLE

**IF YOU DON'T TEST, YOU
DON'T DIAGNOSE.**

**IF YOU DON'T DIAGNOSE, YOU
CAN'T INTERVENE.**

CHILDHOOD LEAD POISONING IS

100%

PREVENTABLE

**IF YOU DON'T TEST, YOU
DON'T DIAGNOSE.**

**IF YOU DON'T DIAGNOSE, YOU
CAN'T INTERVENE.**

2019 BREMER COUNTY IOWA LEAD REPORT CARD

2019 BREMER COUNTY IOWA LEAD REPORT CARD

OF ALL BREMER COUNTY CHILDREN 0 TO 6 YEARS OLD ONLY

34.3%

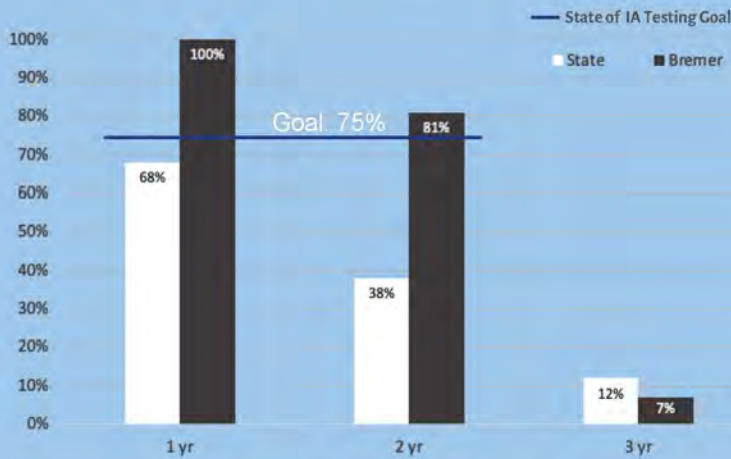
WERE TESTED FOR LEAD

OF ALL BREMER COUNTY CHILDREN 0 TO 6 YEARS OLD ONLY

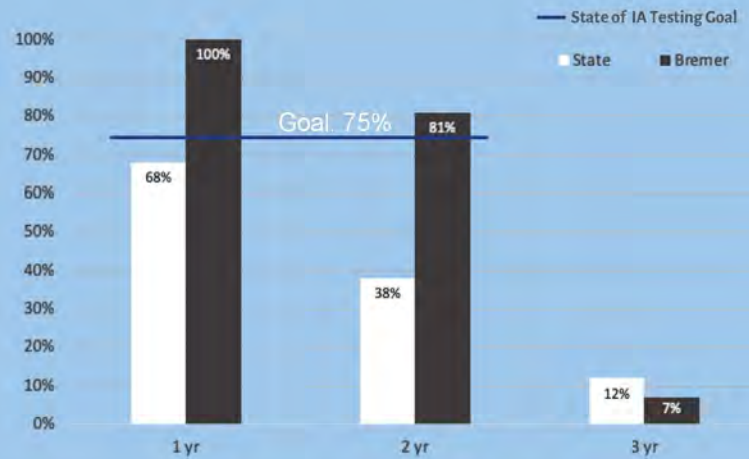
34.3%

WERE TESTED FOR LEAD

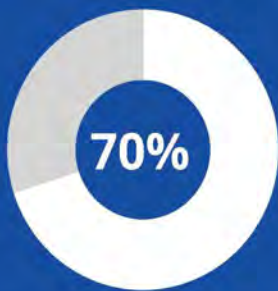
State vs County - Percent of Children Receiving a Blood Lead Test By Age



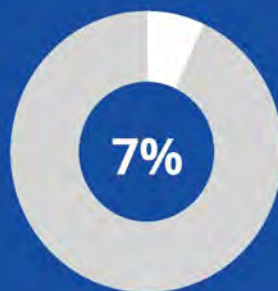
State vs County - Percent of Children Receiving a Blood Lead Test By Age



RISK FACTORS

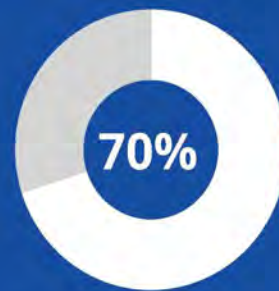


Pre-1979 Housing

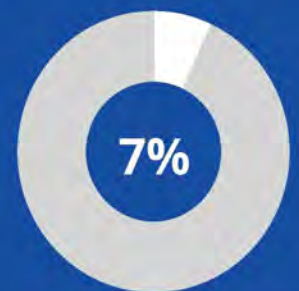


Population Below Poverty Level

RISK FACTORS



Pre-1979 Housing



Population Below Poverty Level

*Elevated Blood Lead Level is equal to or greater than 5 mcg/dL
<https://www.cdc.gov/nceh/lead/data/blood-lead-reference-value.htm>
 References:
 Iowa Department of Public Health. (2019). Iowa Public Health Tracking Portal. Retrieved from <https://tracking.idph.iowa.gov/>
 State Library of Iowa. (2019). American Community Survey: Poverty status in the past 12 months.
 State Library of Iowa. (2019). American Community Survey: Year structure built.

*Elevated Blood Lead Level is equal to or greater than 5 mcg/dL
<https://www.cdc.gov/nceh/lead/data/blood-lead-reference-value.htm>
 References:
 Iowa Department of Public Health. (2019). Iowa Public Health Tracking Portal. Retrieved from <https://tracking.idph.iowa.gov/>
 State Library of Iowa. (2019). American Community Survey: Poverty status in the past 12 months.
 State Library of Iowa. (2019). American Community Survey: Year structure built.

981 children under 6 had a confirmed elevated blood lead level above 5 µg/dL in Iowa in 2019



That is enough to fill 13.5 school buses

Iowa Public Health Tracking Portal. (2019). Children Tested. Retrieved from <https://tracking.idph.iowa.gov/Health/Lead-Poisoning/Annual-Blood-Lead-Testing-Children-Under-6/Children-Tested>

981 children under 6 had a confirmed elevated blood lead level above 5 µg/dL in Iowa in 2019



That is enough to fill 13.5 school buses

Iowa Public Health Tracking Portal. (2019). Children Tested. Retrieved from <https://tracking.idph.iowa.gov/Health/Lead-Poisoning/Annual-Blood-Lead-Testing-Children-Under-6/Children-Tested>

HEALTH IMPACTS



Damage to brain & nervous system



Slowed growth & development



Hearing & speech problems



Learning & behavior problems



Damage to brain & nervous system



Slowed growth & development



Hearing & speech problems



Learning & behavior problems

CHILDHOOD LEAD POISONING IS

100%

PREVENTABLE

**IF YOU DON'T TEST, YOU
DON'T DIAGNOSE.**

**IF YOU DON'T DIAGNOSE, YOU
CAN'T INTERVENE.**

CHILDHOOD LEAD POISONING IS

100%

PREVENTABLE

**IF YOU DON'T TEST, YOU
DON'T DIAGNOSE.**

**IF YOU DON'T DIAGNOSE, YOU
CAN'T INTERVENE.**

2019 BUCHANAN COUNTY IOWA LEAD REPORT CARD

2019 BUCHANAN COUNTY IOWA LEAD REPORT CARD

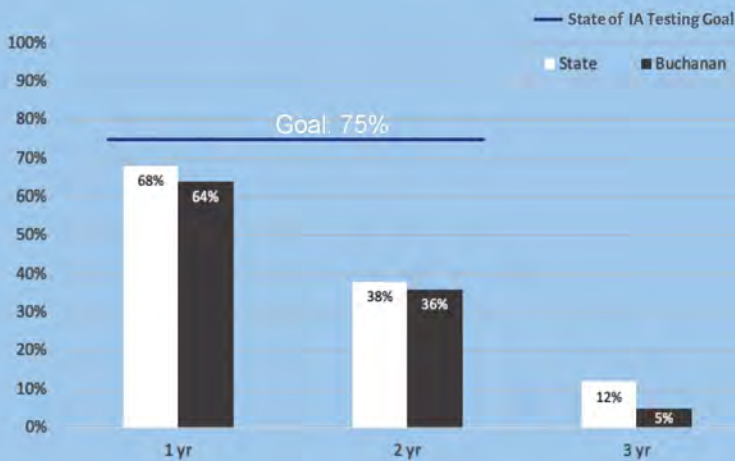
OF ALL BUCHANAN COUNTY CHILDREN 0 TO 6 YEARS OLD ONLY

23.4%
WERE TESTED FOR LEAD

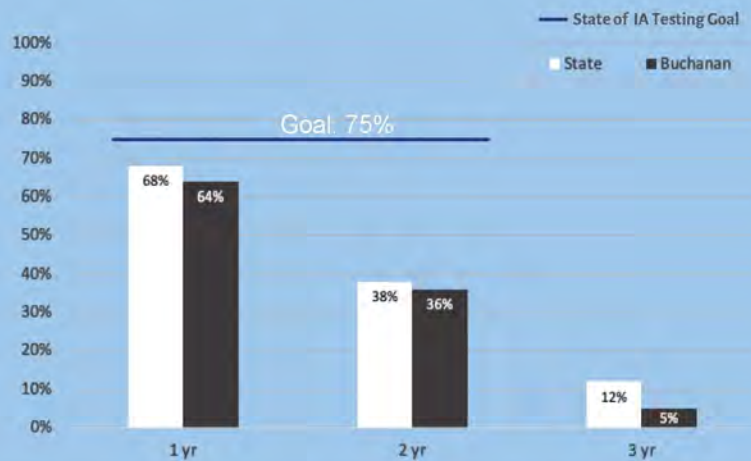
OF ALL BUCHANAN COUNTY CHILDREN 0 TO 6 YEARS OLD ONLY

23.4%
WERE TESTED FOR LEAD

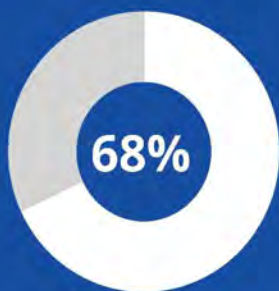
State vs County - Percent of Children Receiving a Blood Lead Test By Age



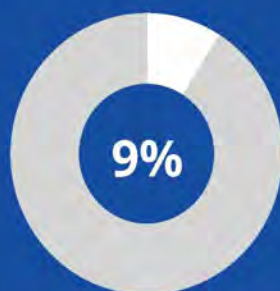
State vs County - Percent of Children Receiving a Blood Lead Test By Age



RISK FACTORS

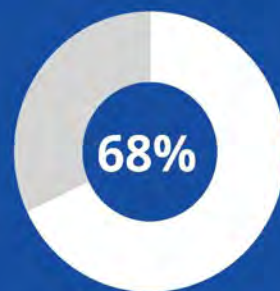


Pre-1979 Housing

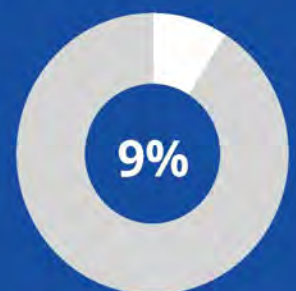


Population Below Poverty Level

RISK FACTORS



Pre-1979 Housing



Population Below Poverty Level

*Elevated Blood Lead Level is equal to or greater than 5 mcg/dL.
<https://www.cdc.gov/nceh/lead/data/blood-lead-reference-value.htm>
 References:
 Iowa Department of Public Health. (2019). Iowa Public Health Tracking Portal. Retrieved from <https://tracking.idph.iowa.gov/>
 State Library of Iowa. (2019). American Community Survey: Poverty status in the past 12 months.
 State Library of Iowa. (2019). American Community Survey: Year structure built.

*Elevated Blood Lead Level is equal to or greater than 5 mcg/dL.
<https://www.cdc.gov/nceh/lead/data/blood-lead-reference-value.htm>
 References:
 Iowa Department of Public Health. (2019). Iowa Public Health Tracking Portal. Retrieved from <https://tracking.idph.iowa.gov/>
 State Library of Iowa. (2019). American Community Survey: Poverty status in the past 12 months.
 State Library of Iowa. (2019). American Community Survey: Year structure built.

981 children under 6 had a confirmed elevated blood lead level above 5 µg/dL in Iowa in 2019



That is enough to fill 13.5 school buses

Iowa Public Health Tracking Portal. (2019). Children Tested. Retrieved from <https://tracking.idph.iowa.gov/Health/Lead-Poisoning/Annual-Blood-Lead-Testing-Children-Under-6/Children-Tested>

981 children under 6 had a confirmed elevated blood lead level above 5 µg/dL in Iowa in 2019



That is enough to fill 13.5 school buses

Iowa Public Health Tracking Portal. (2019). Children Tested. Retrieved from <https://tracking.idph.iowa.gov/Health/Lead-Poisoning/Annual-Blood-Lead-Testing-Children-Under-6/Children-Tested>

HEALTH IMPACTS



Damage to brain & nervous system



Slowed growth & development



Hearing & speech problems



Learning & behavior problems

HEALTH IMPACTS



Damage to brain & nervous system



Slowed growth & development



Hearing & speech problems



Learning & behavior problems

CHILDHOOD LEAD POISONING IS

100%

PREVENTABLE

**IF YOU DON'T TEST, YOU
DON'T DIAGNOSE.**

**IF YOU DON'T DIAGNOSE, YOU
CAN'T INTERVENE.**

CHILDHOOD LEAD POISONING IS

100%

PREVENTABLE

**IF YOU DON'T TEST, YOU
DON'T DIAGNOSE.**

**IF YOU DON'T DIAGNOSE, YOU
CAN'T INTERVENE.**

2019 BUENA VISTA COUNTY IOWA LEAD REPORT CARD

2019 BUENA VISTA COUNTY IOWA LEAD REPORT CARD

OF ALL BUENA VISTA COUNTY CHILDREN 0 TO 6 YEARS OLD ONLY

35.1%

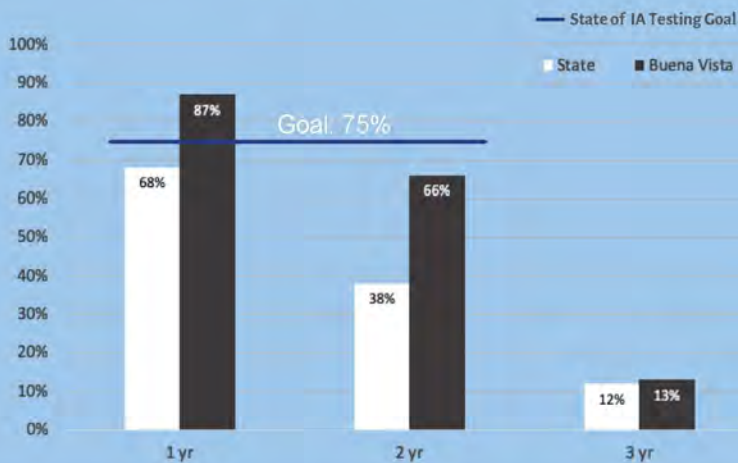
WERE TESTED FOR LEAD

OF ALL BUENA VISTA COUNTY CHILDREN 0 TO 6 YEARS OLD ONLY

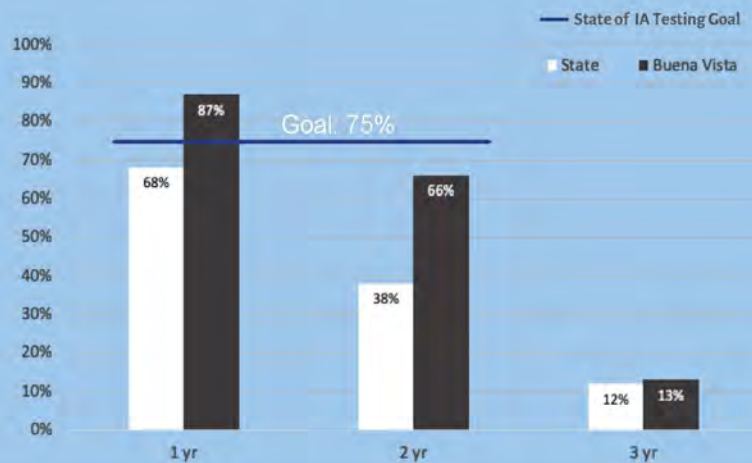
35.1%

WERE TESTED FOR LEAD

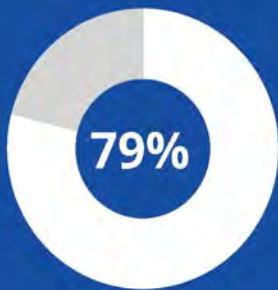
State vs County - Percent of Children Receiving a Blood Lead Test By Age



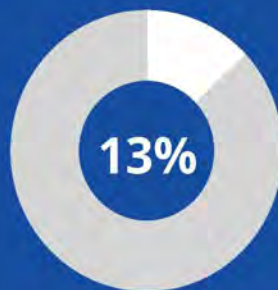
State vs County - Percent of Children Receiving a Blood Lead Test By Age



RISK FACTORS

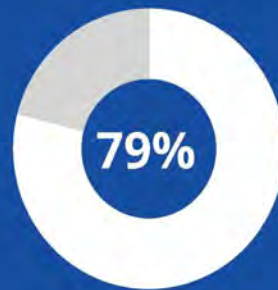


Pre-1979 Housing

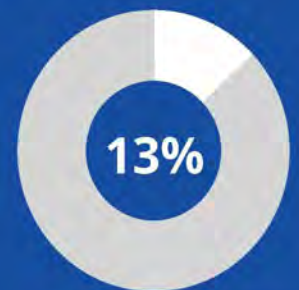


Population Below Poverty Level

RISK FACTORS



Pre-1979 Housing



Population Below Poverty Level

*Elevated Blood Lead Level is equal to or greater than 5 mcg/dL
<https://www.cdc.gov/nceh/lead/data/blood-lead-reference-value.htm>
 References:
 Iowa Department of Public Health. (2019). Iowa Public Health Tracking Portal. Retrieved from <https://tracking.idph.iowa.gov/>
 State Library of Iowa. (2019). American Community Survey: Poverty status in the past 12 months.
 State Library of Iowa. (2019). American Community Survey: Year structure built.

*Elevated Blood Lead Level is equal to or greater than 5 mcg/dL
<https://www.cdc.gov/nceh/lead/data/blood-lead-reference-value.htm>
 References:
 Iowa Department of Public Health. (2019). Iowa Public Health Tracking Portal. Retrieved from <https://tracking.idph.iowa.gov/>
 State Library of Iowa. (2019). American Community Survey: Poverty status in the past 12 months.
 State Library of Iowa. (2019). American Community Survey: Year structure built.

981 children under 6 had a confirmed elevated blood lead level above 5 µg/dL in Iowa in 2019



That is enough to fill 13.5 school buses

Iowa Public Health Tracking Portal. (2019). Children Tested. Retrieved from <https://tracking.idph.iowa.gov/Health/Lead-Poisoning/Annual-Blood-Lead-Testing-Children-Under-6/Children-Tested>

981 children under 6 had a confirmed elevated blood lead level above 5 µg/dL in Iowa in 2019



That is enough to fill 13.5 school buses

Iowa Public Health Tracking Portal. (2019). Children Tested. Retrieved from <https://tracking.idph.iowa.gov/Health/Lead-Poisoning/Annual-Blood-Lead-Testing-Children-Under-6/Children-Tested>

HEALTH IMPACTS



Damage to brain & nervous system



Slowed growth & development



Hearing & speech problems



Learning & behavior problems

HEALTH IMPACTS



Damage to brain & nervous system



Slowed growth & development



Hearing & speech problems



Learning & behavior problems

CHILDHOOD LEAD POISONING IS

100%

PREVENTABLE

**IF YOU DON'T TEST, YOU
DON'T DIAGNOSE.**

**IF YOU DON'T DIAGNOSE, YOU
CAN'T INTERVENE.**

CHILDHOOD LEAD POISONING IS

100%

PREVENTABLE

**IF YOU DON'T TEST, YOU
DON'T DIAGNOSE.**

**IF YOU DON'T DIAGNOSE, YOU
CAN'T INTERVENE.**

2019 BUTLER COUNTY IOWA LEAD REPORT CARD

2019 BUTLER COUNTY IOWA LEAD REPORT CARD

OF ALL BUTLER COUNTY CHILDREN 0 TO 6 YEARS OLD ONLY

24.7%

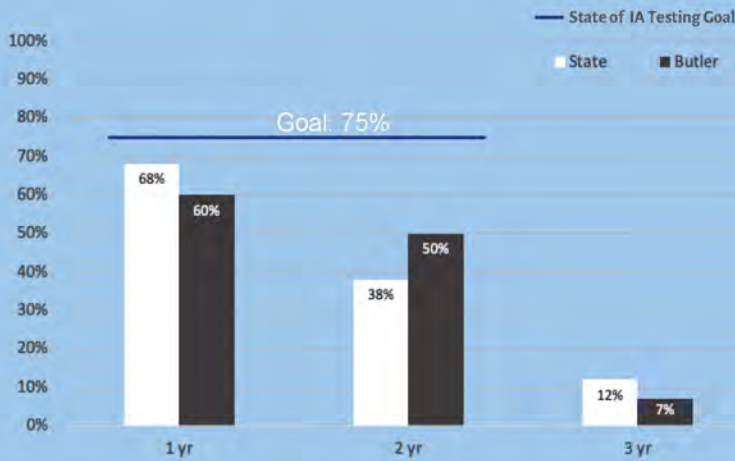
WERE TESTED FOR LEAD

OF ALL BUTLER COUNTY CHILDREN 0 TO 6 YEARS OLD ONLY

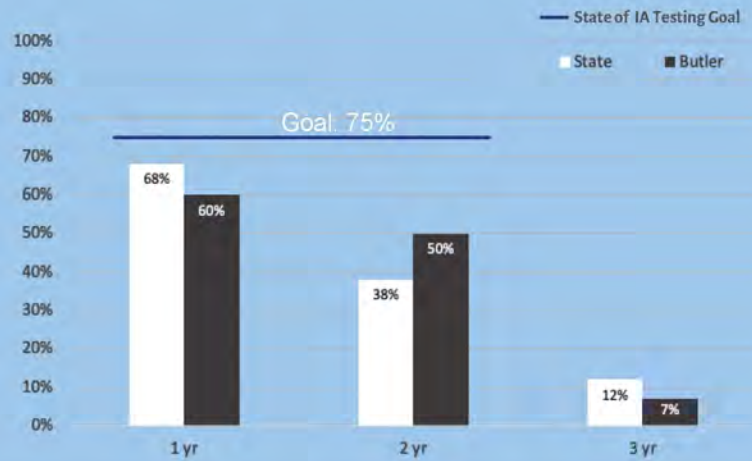
24.7%

WERE TESTED FOR LEAD

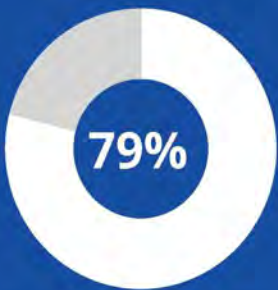
State vs County - Percent of Children Receiving a Blood Lead Test By Age



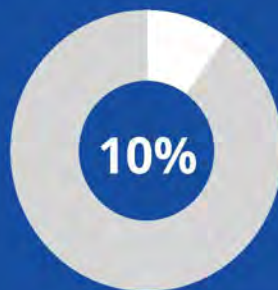
State vs County - Percent of Children Receiving a Blood Lead Test By Age



RISK FACTORS

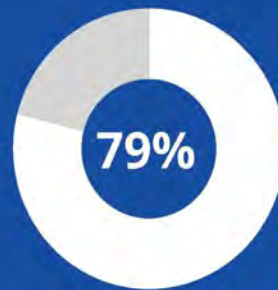


Pre-1979 Housing

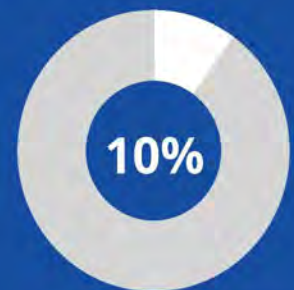


Population Below Poverty Level

RISK FACTORS



Pre-1979 Housing



Population Below Poverty Level

*Elevated Blood Lead Level is equal to or greater than 5 mcg/dL
<https://www.cdc.gov/nceh/lead/data/blood-lead-reference-value.htm>
 References:
 Iowa Department of Public Health. (2019). Iowa Public Health Tracking Portal. Retrieved from <https://tracking.idph.iowa.gov/>
 State Library of Iowa. (2019). American Community Survey: Poverty status in the past 12 months.
 State Library of Iowa. (2019). American Community Survey: Year structure built.



*Elevated Blood Lead Level is equal to or greater than 5 mcg/dL
<https://www.cdc.gov/nceh/lead/data/blood-lead-reference-value.htm>
 References:
 Iowa Department of Public Health. (2019). Iowa Public Health Tracking Portal. Retrieved from <https://tracking.idph.iowa.gov/>
 State Library of Iowa. (2019). American Community Survey: Poverty status in the past 12 months.
 State Library of Iowa. (2019). American Community Survey: Year structure built.



981 children under 6 had a confirmed elevated blood lead level above 5 µg/dL in Iowa in 2019



That is enough to fill 13.5 school buses

Iowa Public Health Tracking Portal. (2019). Children Tested. Retrieved from <https://tracking.idph.iowa.gov/Health/Lead-Poisoning/Annual-Blood-Lead-Testing-Children-Under-6/Children-Tested>

981 children under 6 had a confirmed elevated blood lead level above 5 µg/dL in Iowa in 2019



That is enough to fill 13.5 school buses

Iowa Public Health Tracking Portal. (2019). Children Tested. Retrieved from <https://tracking.idph.iowa.gov/Health/Lead-Poisoning/Annual-Blood-Lead-Testing-Children-Under-6/Children-Tested>

HEALTH IMPACTS



Damage to brain & nervous system



Slowed growth & development



Hearing & speech problems



Learning & behavior problems



Damage to brain & nervous system



Slowed growth & development



Hearing & speech problems



Learning & behavior problems

CHILDHOOD LEAD POISONING IS

100%

PREVENTABLE

**IF YOU DON'T TEST, YOU
DON'T DIAGNOSE.**

**IF YOU DON'T DIAGNOSE, YOU
CAN'T INTERVENE.**

CHILDHOOD LEAD POISONING IS

100%

PREVENTABLE

**IF YOU DON'T TEST, YOU
DON'T DIAGNOSE.**

**IF YOU DON'T DIAGNOSE, YOU
CAN'T INTERVENE.**

2019 CALHOUN COUNTY IOWA LEAD REPORT CARD

2019 CALHOUN COUNTY IOWA LEAD REPORT CARD

OF ALL CALHOUN COUNTY CHILDREN 0 TO 6 YEARS OLD ONLY

26.7%

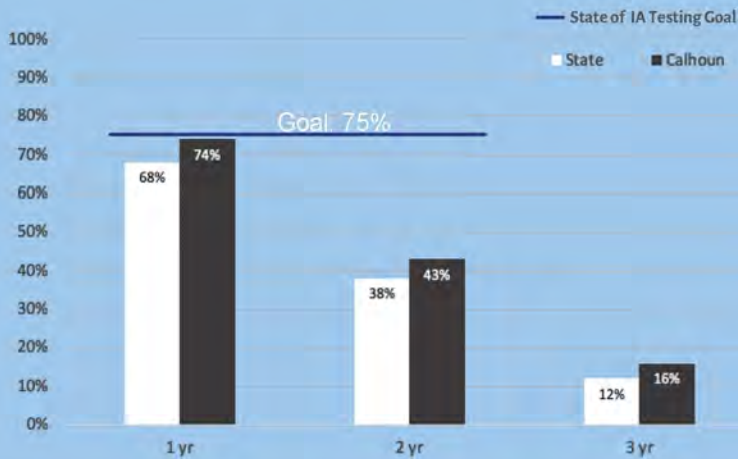
WERE TESTED FOR LEAD

OF ALL CALHOUN COUNTY CHILDREN 0 TO 6 YEARS OLD ONLY

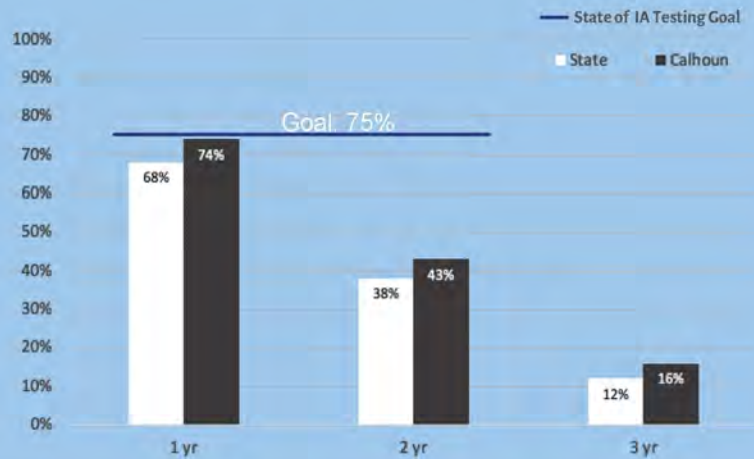
26.7%

WERE TESTED FOR LEAD

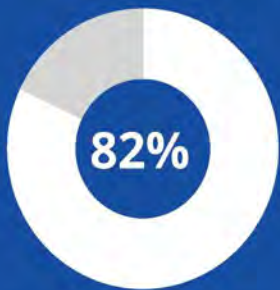
State vs County - Percent of Children Receiving a Blood Lead Test By Age



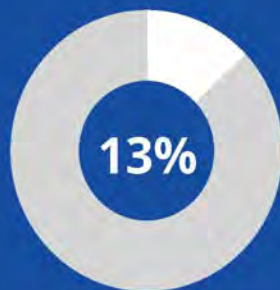
State vs County - Percent of Children Receiving a Blood Lead Test By Age



RISK FACTORS

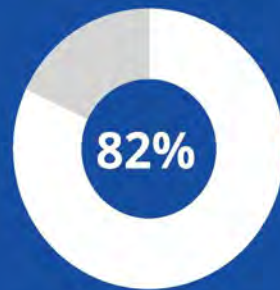


Pre-1979 Housing

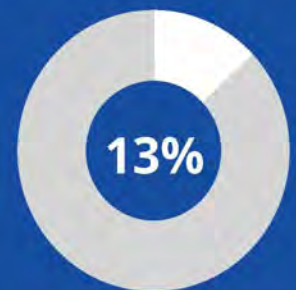


Population Below Poverty Level

RISK FACTORS



Pre-1979 Housing



Population Below Poverty Level

*Elevated Blood Lead Level is equal to or greater than 5 mcg/dL
<https://www.cdc.gov/nceh/lead/data/blood-lead-reference-value.htm>
 References:
 Iowa Department of Public Health. (2019). Iowa Public Health Tracking Portal. Retrieved from <https://tracking.idph.iowa.gov/>
 State Library of Iowa. (2019). American Community Survey: Poverty status in the past 12 months.
 State Library of Iowa. (2019). American Community Survey: Year structure built.

*Elevated Blood Lead Level is equal to or greater than 5 mcg/dL
<https://www.cdc.gov/nceh/lead/data/blood-lead-reference-value.htm>
 References:
 Iowa Department of Public Health. (2019). Iowa Public Health Tracking Portal. Retrieved from <https://tracking.idph.iowa.gov/>
 State Library of Iowa. (2019). American Community Survey: Poverty status in the past 12 months.
 State Library of Iowa. (2019). American Community Survey: Year structure built.

981 children under 6 had a confirmed elevated blood lead level above 5 µg/dL in Iowa in 2019



That is enough to fill 13.5 school buses

Iowa Public Health Tracking Portal. (2019). Children Tested. Retrieved from <https://tracking.idph.iowa.gov/Health/Lead-Poisoning/Annual-Blood-Lead-Testing-Children-Under-6/Children-Tested>

981 children under 6 had a confirmed elevated blood lead level above 5 µg/dL in Iowa in 2019



That is enough to fill 13.5 school buses

Iowa Public Health Tracking Portal. (2019). Children Tested. Retrieved from <https://tracking.idph.iowa.gov/Health/Lead-Poisoning/Annual-Blood-Lead-Testing-Children-Under-6/Children-Tested>

HEALTH IMPACTS



Damage to brain & nervous system



Slowed growth & development



Hearing & speech problems



Learning & behavior problems



Damage to brain & nervous system



Slowed growth & development



Hearing & speech problems



Learning & behavior problems

CHILDHOOD LEAD POISONING IS

100%

PREVENTABLE

**IF YOU DON'T TEST, YOU
DON'T DIAGNOSE.**

**IF YOU DON'T DIAGNOSE, YOU
CAN'T INTERVENE.**

CHILDHOOD LEAD POISONING IS

100%

PREVENTABLE

**IF YOU DON'T TEST, YOU
DON'T DIAGNOSE.**

**IF YOU DON'T DIAGNOSE, YOU
CAN'T INTERVENE.**

2019 CARROLL COUNTY IOWA LEAD REPORT CARD

2019 CARROLL COUNTY IOWA LEAD REPORT CARD

OF ALL CARROLL COUNTY CHILDREN 0 TO 6 YEARS OLD ONLY

27.5%

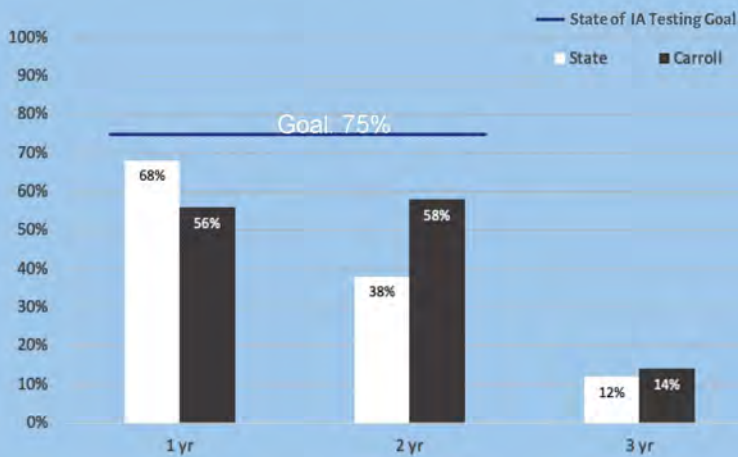
WERE TESTED FOR LEAD

OF ALL CARROLL COUNTY CHILDREN 0 TO 6 YEARS OLD ONLY

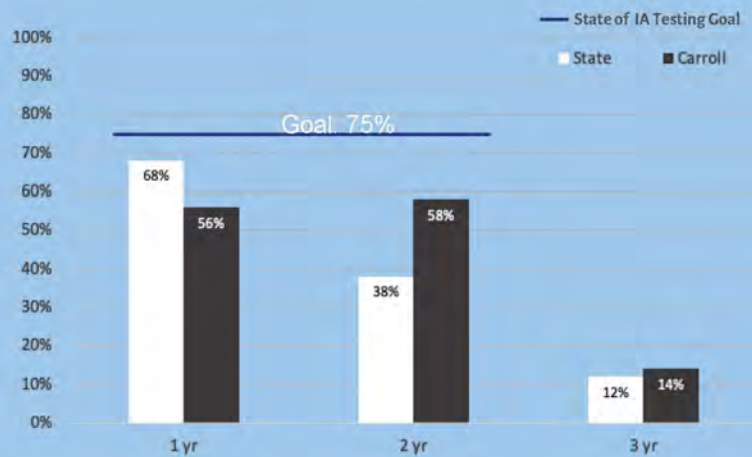
27.5%

WERE TESTED FOR LEAD

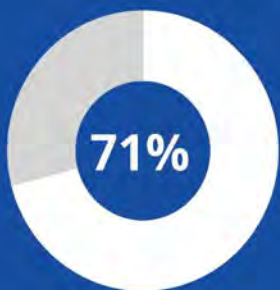
State vs County - Percent of Children Receiving a Blood Lead Test By Age



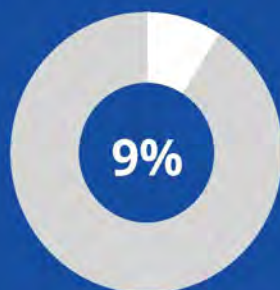
State vs County - Percent of Children Receiving a Blood Lead Test By Age



RISK FACTORS

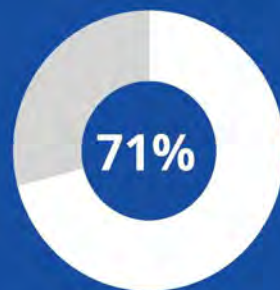


Pre-1979 Housing

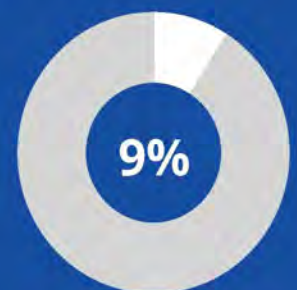


Population Below Poverty Level

RISK FACTORS



Pre-1979 Housing



Population Below Poverty Level

*Elevated Blood Lead Level is equal to or greater than 5 mcg/dL
<https://www.cdc.gov/nceh/lead/data/blood-lead-reference-value.htm>
 References:
 Iowa Department of Public Health. (2019). Iowa Public Health Tracking Portal. Retrieved from <https://tracking.idph.iowa.gov/>
 State Library of Iowa. (2019). American Community Survey: Poverty status in the past 12 months.
 State Library of Iowa. (2019). American Community Survey: Year structure built.

*Elevated Blood Lead Level is equal to or greater than 5 mcg/dL
<https://www.cdc.gov/nceh/lead/data/blood-lead-reference-value.htm>
 References:
 Iowa Department of Public Health. (2019). Iowa Public Health Tracking Portal. Retrieved from <https://tracking.idph.iowa.gov/>
 State Library of Iowa. (2019). American Community Survey: Poverty status in the past 12 months.
 State Library of Iowa. (2019). American Community Survey: Year structure built.

981 children under 6 had a confirmed elevated blood lead level above 5 µg/dL in Iowa in 2019



That is enough to fill 13.5 school buses

Iowa Public Health Tracking Portal. (2019). Children Tested. Retrieved from <https://tracking.idph.iowa.gov/Health/Lead-Poisoning/Annual-Blood-Lead-Testing-Children-Under-6/Children-Tested>

981 children under 6 had a confirmed elevated blood lead level above 5 µg/dL in Iowa in 2019



That is enough to fill 13.5 school buses

Iowa Public Health Tracking Portal. (2019). Children Tested. Retrieved from <https://tracking.idph.iowa.gov/Health/Lead-Poisoning/Annual-Blood-Lead-Testing-Children-Under-6/Children-Tested>

HEALTH IMPACTS



Damage to brain & nervous system



Slowed growth & development



Hearing & speech problems



Learning & behavior problems



Damage to brain & nervous system



Slowed growth & development



Hearing & speech problems



Learning & behavior problems

CHILDHOOD LEAD POISONING IS

100%

PREVENTABLE

**IF YOU DON'T TEST, YOU
DON'T DIAGNOSE.**

**IF YOU DON'T DIAGNOSE, YOU
CAN'T INTERVENE.**

CHILDHOOD LEAD POISONING IS

100%

PREVENTABLE

**IF YOU DON'T TEST, YOU
DON'T DIAGNOSE.**

**IF YOU DON'T DIAGNOSE, YOU
CAN'T INTERVENE.**

2019 CASS COUNTY IOWA LEAD REPORT CARD

2019 CASS COUNTY IOWA LEAD REPORT CARD

OF ALL CASS COUNTY CHILDREN 0 TO 6 YEARS OLD ONLY

24.8%

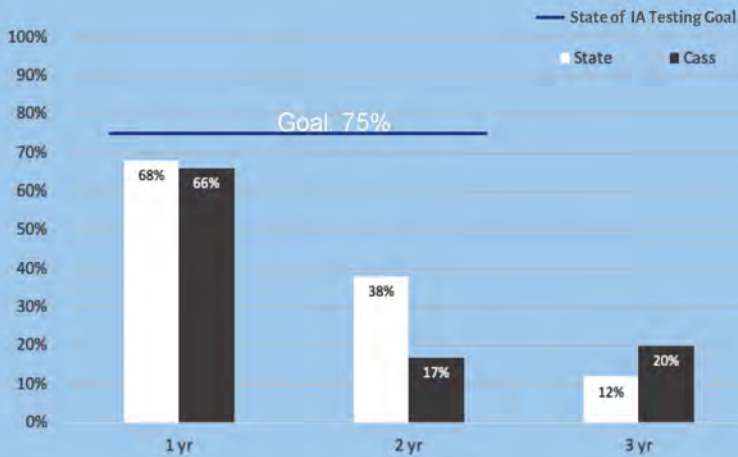
WERE TESTED FOR LEAD

OF ALL CASS COUNTY CHILDREN 0 TO 6 YEARS OLD ONLY

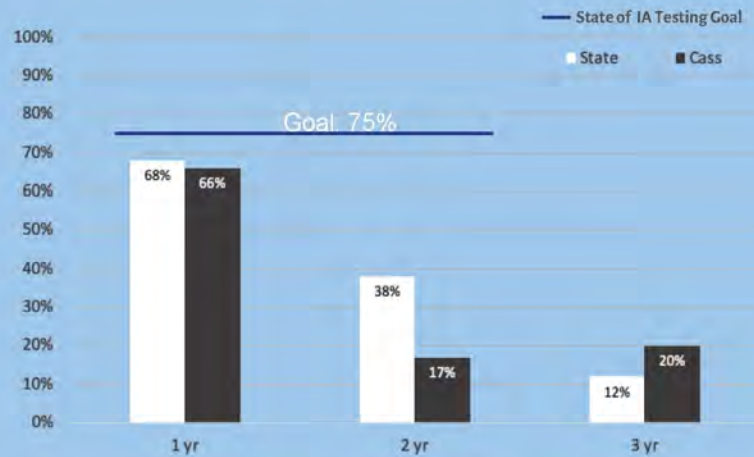
24.8%

WERE TESTED FOR LEAD

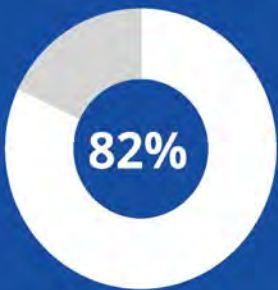
State vs County - Percent of Children Receiving a Blood Lead Test By Age



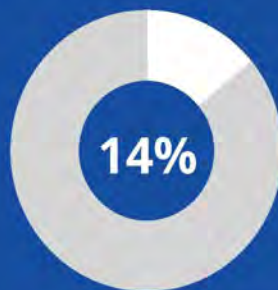
State vs County - Percent of Children Receiving a Blood Lead Test By Age



RISK FACTORS

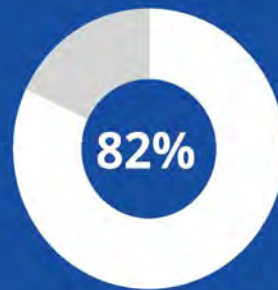


Pre-1979 Housing

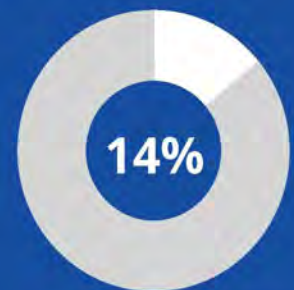


Population Below Poverty Level

RISK FACTORS



Pre-1979 Housing



Population Below Poverty Level

*Elevated Blood Lead Level is equal to or greater than 5 mcg/dL
<https://www.cdc.gov/nceh/lead/data/blood-lead-reference-value.htm>
 References:
 Iowa Department of Public Health. (2019). Iowa Public Health Tracking Portal. Retrieved from <https://tracking.idph.iowa.gov/>
 State Library of Iowa. (2019). American Community Survey: Poverty status in the past 12 months.
 State Library of Iowa. (2019). American Community Survey: Year structure built.

*Elevated Blood Lead Level is equal to or greater than 5 mcg/dL
<https://www.cdc.gov/nceh/lead/data/blood-lead-reference-value.htm>
 References:
 Iowa Department of Public Health. (2019). Iowa Public Health Tracking Portal. Retrieved from <https://tracking.idph.iowa.gov/>
 State Library of Iowa. (2019). American Community Survey: Poverty status in the past 12 months.
 State Library of Iowa. (2019). American Community Survey: Year structure built.

981 children under 6 had a confirmed elevated blood lead level above 5 µg/dL in Iowa in 2019



That is enough to fill 13.5 school buses

Iowa Public Health Tracking Portal. (2019). Children Tested. Retrieved from <https://tracking.idph.iowa.gov/Health/Lead-Poisoning/Annual-Blood-Lead-Testing-Children-Under-6/Children-Tested>

981 children under 6 had a confirmed elevated blood lead level above 5 µg/dL in Iowa in 2019



That is enough to fill 13.5 school buses

Iowa Public Health Tracking Portal. (2019). Children Tested. Retrieved from <https://tracking.idph.iowa.gov/Health/Lead-Poisoning/Annual-Blood-Lead-Testing-Children-Under-6/Children-Tested>

HEALTH IMPACTS



Damage to brain & nervous system



Slowed growth & development



Hearing & speech problems



Learning & behavior problems

HEALTH IMPACTS



Damage to brain & nervous system



Slowed growth & development



Hearing & speech problems



Learning & behavior problems

CHILDHOOD LEAD POISONING IS

100%

PREVENTABLE

**IF YOU DON'T TEST, YOU
DON'T DIAGNOSE.**

**IF YOU DON'T DIAGNOSE, YOU
CAN'T INTERVENE.**

CHILDHOOD LEAD POISONING IS

100%

PREVENTABLE

**IF YOU DON'T TEST, YOU
DON'T DIAGNOSE.**

**IF YOU DON'T DIAGNOSE, YOU
CAN'T INTERVENE.**

2019 CEDAR COUNTY IOWA LEAD REPORT CARD

2019 CEDAR COUNTY IOWA LEAD REPORT CARD

OF ALL CEDAR COUNTY CHILDREN 0 TO 6 YEARS OLD ONLY

22.8%

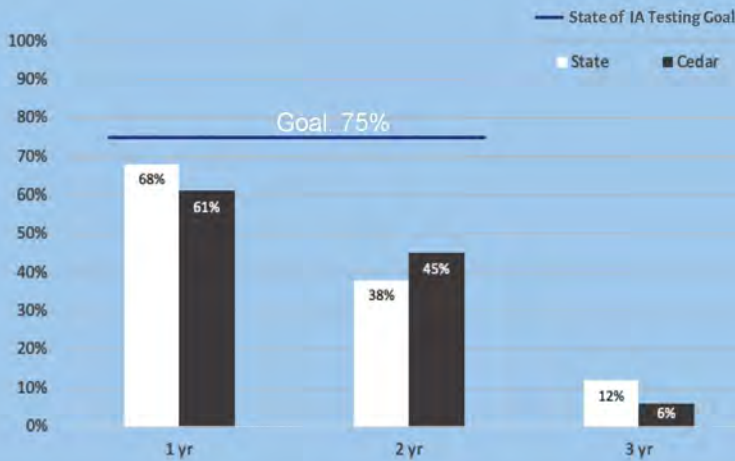
WERE TESTED FOR LEAD

OF ALL CEDAR COUNTY CHILDREN 0 TO 6 YEARS OLD ONLY

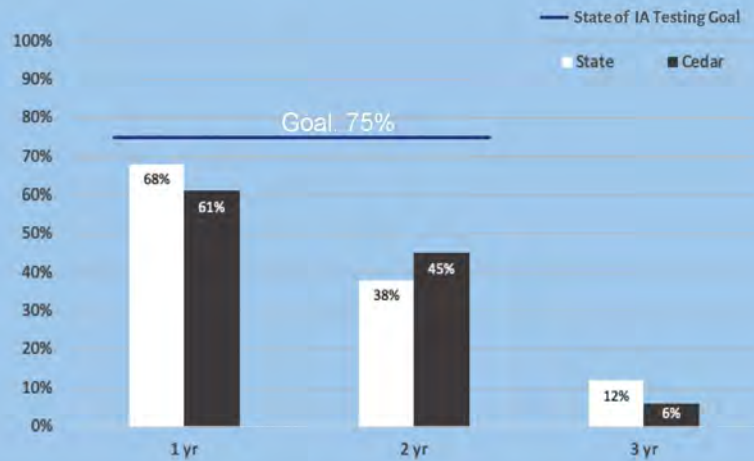
22.8%

WERE TESTED FOR LEAD

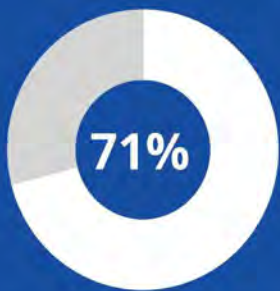
State vs County - Percent of Children Receiving a Blood Lead Test By Age



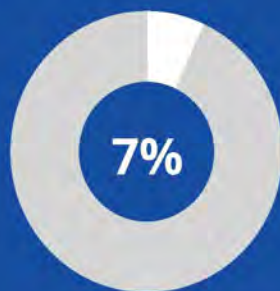
State vs County - Percent of Children Receiving a Blood Lead Test By Age



RISK FACTORS

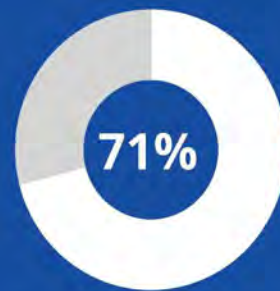


Pre-1979 Housing

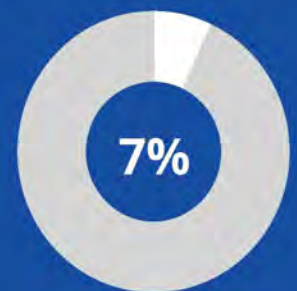


Population Below Poverty Level

RISK FACTORS



Pre-1979 Housing



Population Below Poverty Level

*Elevated Blood Lead Level is equal to or greater than 5 mcg/dL. <https://www.cdc.gov/nceh/lead/data/blood-lead-reference-value.htm>
References: Iowa Department of Public Health. (2019). Iowa Public Health Tracking Portal. Retrieved from <https://tracking.idph.iowa.gov/>
State Library of Iowa. (2019). American Community Survey: Poverty status in the past 12 months.
State Library of Iowa. (2019). American Community Survey: Year structure built.

*Elevated Blood Lead Level is equal to or greater than 5 mcg/dL. <https://www.cdc.gov/nceh/lead/data/blood-lead-reference-value.htm>
References: Iowa Department of Public Health. (2019). Iowa Public Health Tracking Portal. Retrieved from <https://tracking.idph.iowa.gov/>
State Library of Iowa. (2019). American Community Survey: Poverty status in the past 12 months.
State Library of Iowa. (2019). American Community Survey: Year structure built.

981 children under 6 had a confirmed elevated blood lead level above 5 µg/dL in Iowa in 2019



That is enough to fill 13.5 school buses

Iowa Public Health Tracking Portal. (2019). Children Tested. Retrieved from <https://tracking.idph.iowa.gov/Health/Lead-Poisoning/Annual-Blood-Lead-Testing-Children-Under-6/Children-Tested>

981 children under 6 had a confirmed elevated blood lead level above 5 µg/dL in Iowa in 2019



That is enough to fill 13.5 school buses

Iowa Public Health Tracking Portal. (2019). Children Tested. Retrieved from <https://tracking.idph.iowa.gov/Health/Lead-Poisoning/Annual-Blood-Lead-Testing-Children-Under-6/Children-Tested>

HEALTH IMPACTS



Damage to brain & nervous system



Slowed growth & development



Hearing & speech problems



Learning & behavior problems



Damage to brain & nervous system



Slowed growth & development



Hearing & speech problems



Learning & behavior problems

CHILDHOOD LEAD POISONING IS

100%

PREVENTABLE

**IF YOU DON'T TEST, YOU
DON'T DIAGNOSE.**

**IF YOU DON'T DIAGNOSE, YOU
CAN'T INTERVENE.**

CHILDHOOD LEAD POISONING IS

100%

PREVENTABLE

**IF YOU DON'T TEST, YOU
DON'T DIAGNOSE.**

**IF YOU DON'T DIAGNOSE, YOU
CAN'T INTERVENE.**

2019 CERRO GORDO COUNTY IOWA LEAD REPORT CARD

2019 CERRO GORDO COUNTY IOWA LEAD REPORT CARD

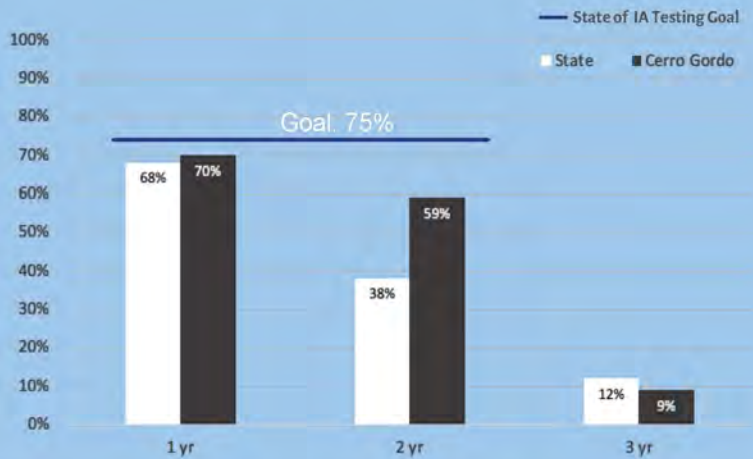
OF ALL CERRO GORDO COUNTY CHILDREN 0 TO 6 YEARS OLD ONLY

26.3%
WERE TESTED FOR LEAD

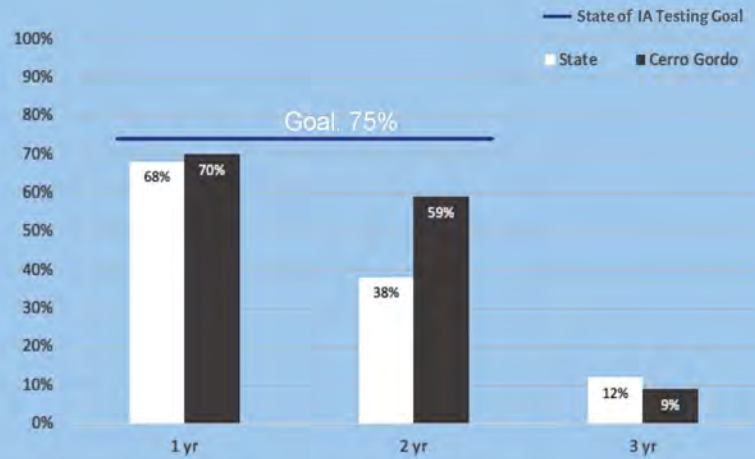
OF ALL CERRO GORDO COUNTY CHILDREN 0 TO 6 YEARS OLD ONLY

26.3%
WERE TESTED FOR LEAD

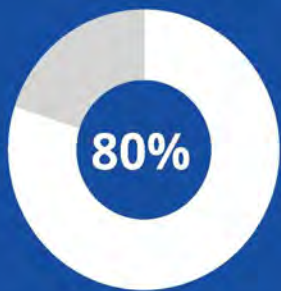
State vs County - Percent of Children Receiving a Blood Lead Test By Age



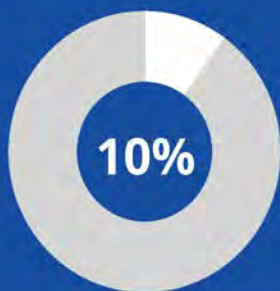
State vs County - Percent of Children Receiving a Blood Lead Test By Age



RISK FACTORS

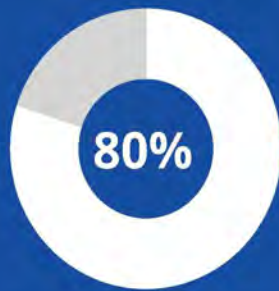


Pre-1979 Housing

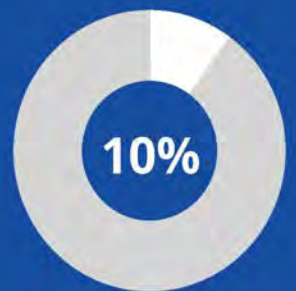


Population Below Poverty Level

RISK FACTORS



Pre-1979 Housing



Population Below Poverty Level

*Elevated Blood Lead Level is equal to or greater than 5 mcg/dL.
<https://www.cdc.gov/nceh/lead/data/blood-lead-reference-value.htm>
 References:
 Iowa Department of Public Health. (2019). Iowa Public Health Tracking Portal. Retrieved from <https://tracking.idph.iowa.gov/>
 State Library of Iowa. (2019). American Community Survey: Poverty status in the past 12 months.
 State Library of Iowa. (2019). American Community Survey: Year structure built.

*Elevated Blood Lead Level is equal to or greater than 5 mcg/dL.
<https://www.cdc.gov/nceh/lead/data/blood-lead-reference-value.htm>
 References:
 Iowa Department of Public Health. (2019). Iowa Public Health Tracking Portal. Retrieved from <https://tracking.idph.iowa.gov/>
 State Library of Iowa. (2019). American Community Survey: Poverty status in the past 12 months.
 State Library of Iowa. (2019). American Community Survey: Year structure built.

981 children under 6 had a confirmed elevated blood lead level above 5 µg/dL in Iowa in 2019



That is enough to fill 13.5 school buses

Iowa Public Health Tracking Portal. (2019). Children Tested. Retrieved from <https://tracking.idph.iowa.gov/Health/Lead-Poisoning/Annual-Blood-Lead-Testing-Children-Under-6/Children-Tested>

981 children under 6 had a confirmed elevated blood lead level above 5 µg/dL in Iowa in 2019



That is enough to fill 13.5 school buses

Iowa Public Health Tracking Portal. (2019). Children Tested. Retrieved from <https://tracking.idph.iowa.gov/Health/Lead-Poisoning/Annual-Blood-Lead-Testing-Children-Under-6/Children-Tested>

HEALTH IMPACTS



Damage to brain & nervous system



Slowed growth & development



Hearing & speech problems



Learning & behavior problems



Damage to brain & nervous system



Slowed growth & development



Hearing & speech problems



Learning & behavior problems

CHILDHOOD LEAD POISONING IS

100%

PREVENTABLE

**IF YOU DON'T TEST, YOU
DON'T DIAGNOSE.**

**IF YOU DON'T DIAGNOSE, YOU
CAN'T INTERVENE.**

CHILDHOOD LEAD POISONING IS

100%

PREVENTABLE

**IF YOU DON'T TEST, YOU
DON'T DIAGNOSE.**

**IF YOU DON'T DIAGNOSE, YOU
CAN'T INTERVENE.**

2019 CHEROKEE COUNTY IOWA LEAD REPORT CARD

2019 CHEROKEE COUNTY IOWA LEAD REPORT CARD

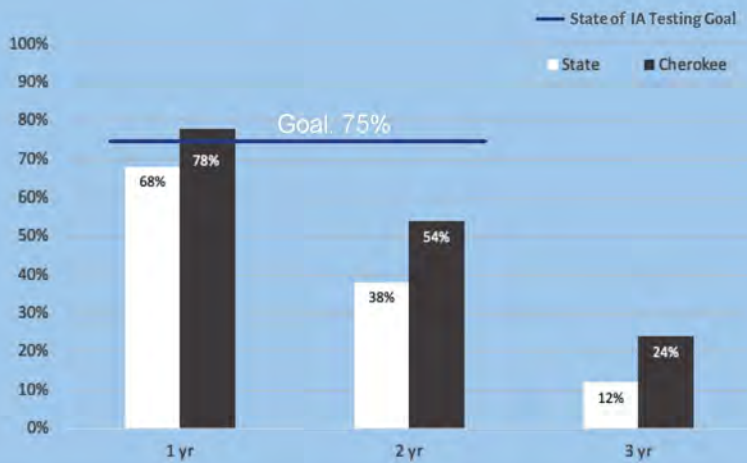
OF ALL CHEROKEE COUNTY CHILDREN 0 TO 6 YEARS OLD ONLY

31.5%
WERE TESTED FOR LEAD

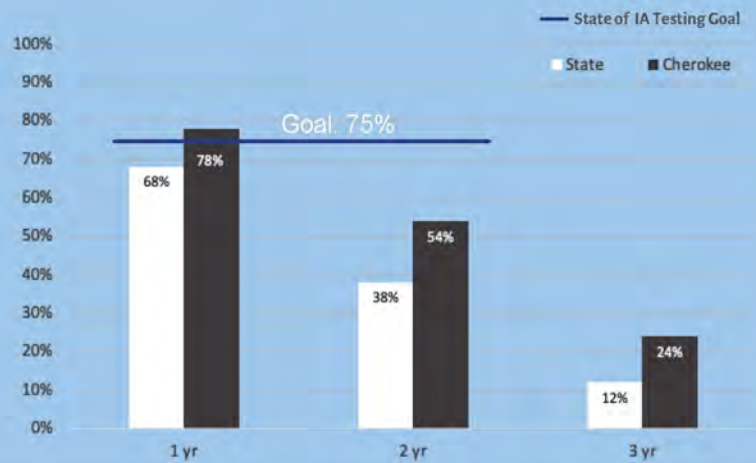
OF ALL CHEROKEE COUNTY CHILDREN 0 TO 6 YEARS OLD ONLY

31.5%
WERE TESTED FOR LEAD

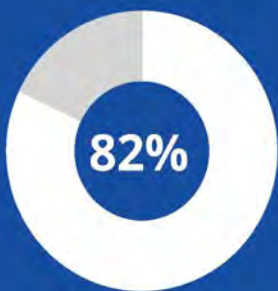
State vs County - Percent of Children Receiving a Blood Lead Test By Age



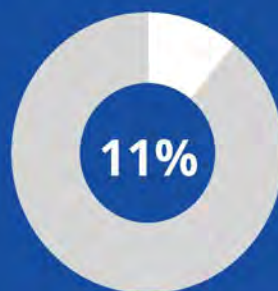
State vs County - Percent of Children Receiving a Blood Lead Test By Age



RISK FACTORS

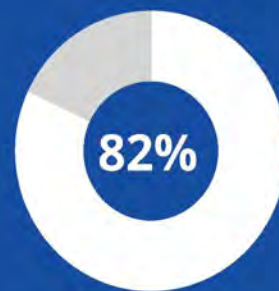


Pre-1979 Housing

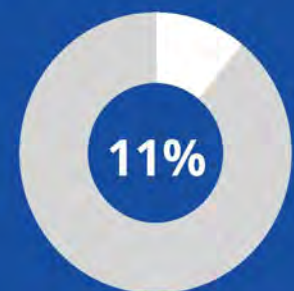


Population Below Poverty Level

RISK FACTORS



Pre-1979 Housing



Population Below Poverty Level

*Elevated Blood Lead Level is equal to or greater than 5 mcg/dL
<https://www.cdc.gov/nceh/lead/data/blood-lead-reference-value.htm>
 References:
 Iowa Department of Public Health. (2019). Iowa Public Health Tracking Portal. Retrieved from <https://tracking.idph.iowa.gov/>
 State Library of Iowa. (2019). American Community Survey: Poverty status in the past 12 months.
 State Library of Iowa. (2019). American Community Survey: Year structure built.

*Elevated Blood Lead Level is equal to or greater than 5 mcg/dL
<https://www.cdc.gov/nceh/lead/data/blood-lead-reference-value.htm>
 References:
 Iowa Department of Public Health. (2019). Iowa Public Health Tracking Portal. Retrieved from <https://tracking.idph.iowa.gov/>
 State Library of Iowa. (2019). American Community Survey: Poverty status in the past 12 months.
 State Library of Iowa. (2019). American Community Survey: Year structure built.

981 children under 6 had a confirmed elevated blood lead level above 5 µg/dL in Iowa in 2019



That is enough to fill 13.5 school buses

Iowa Public Health Tracking Portal. (2019). Children Tested. Retrieved from <https://tracking.idph.iowa.gov/Health/Lead-Poisoning/Annual-Blood-Lead-Testing-Children-Under-6/Children-Tested>

981 children under 6 had a confirmed elevated blood lead level above 5 µg/dL in Iowa in 2019



That is enough to fill 13.5 school buses

Iowa Public Health Tracking Portal. (2019). Children Tested. Retrieved from <https://tracking.idph.iowa.gov/Health/Lead-Poisoning/Annual-Blood-Lead-Testing-Children-Under-6/Children-Tested>

HEALTH IMPACTS



Damage to brain & nervous system



Slowed growth & development



Hearing & speech problems



Learning & behavior problems



Damage to brain & nervous system



Slowed growth & development



Hearing & speech problems



Learning & behavior problems

CHILDHOOD LEAD POISONING IS

100%

PREVENTABLE

**IF YOU DON'T TEST, YOU
DON'T DIAGNOSE.**

**IF YOU DON'T DIAGNOSE, YOU
CAN'T INTERVENE.**

CHILDHOOD LEAD POISONING IS

100%

PREVENTABLE

**IF YOU DON'T TEST, YOU
DON'T DIAGNOSE.**

**IF YOU DON'T DIAGNOSE, YOU
CAN'T INTERVENE.**

2019 CHICKASAW COUNTY IOWA LEAD REPORT CARD

2019 CHICKASAW COUNTY IOWA LEAD REPORT CARD

OF ALL CHICKASAW COUNTY CHILDREN 0 TO 6 YEARS OLD ONLY

21.8%

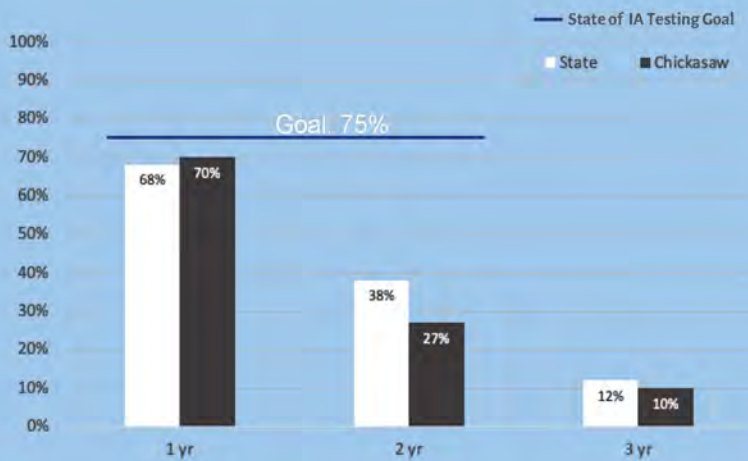
WERE TESTED FOR LEAD

OF ALL CHICKASAW COUNTY CHILDREN 0 TO 6 YEARS OLD ONLY

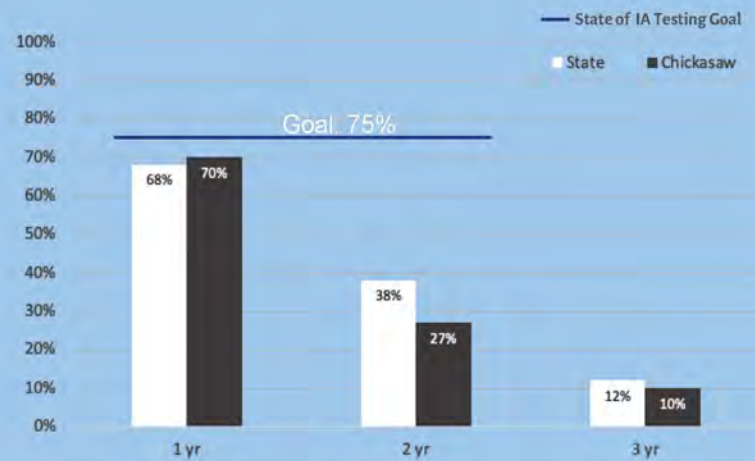
21.8%

WERE TESTED FOR LEAD

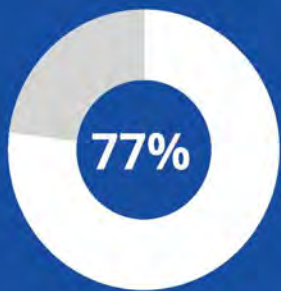
State vs County - Percent of Children Receiving a Blood Lead Test By Age



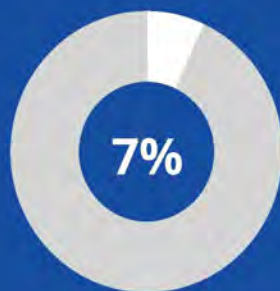
State vs County - Percent of Children Receiving a Blood Lead Test By Age



RISK FACTORS

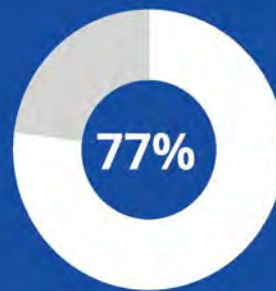


Pre-1979 Housing

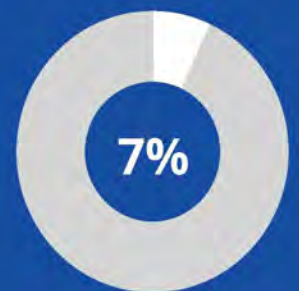


Population Below Poverty Level

RISK FACTORS



Pre-1979 Housing



Population Below Poverty Level

*Elevated Blood Lead Level is equal to or greater than 5 mcg/dL. <https://www.cdc.gov/nceh/lead/data/blood-lead-reference-value.htm>
 References:
 Iowa Department of Public Health. (2019). Iowa Public Health Tracking Portal. Retrieved from <https://tracking.idph.iowa.gov/>
 State Library of Iowa. (2019). American Community Survey: Poverty status in the past 12 months.
 State Library of Iowa. (2019). American Community Survey: Year structure built.

*Elevated Blood Lead Level is equal to or greater than 5 mcg/dL. <https://www.cdc.gov/nceh/lead/data/blood-lead-reference-value.htm>
 References:
 Iowa Department of Public Health. (2019). Iowa Public Health Tracking Portal. Retrieved from <https://tracking.idph.iowa.gov/>
 State Library of Iowa. (2019). American Community Survey: Poverty status in the past 12 months.
 State Library of Iowa. (2019). American Community Survey: Year structure built.

981 children under 6 had a confirmed elevated blood lead level above 5 µg/dL in Iowa in 2019



That is enough to fill 13.5 school buses

Iowa Public Health Tracking Portal. (2019). Children Tested. Retrieved from <https://tracking.idph.iowa.gov/Health/Lead-Poisoning/Annual-Blood-Lead-Testing-Children-Under-6/Children-Tested>

981 children under 6 had a confirmed elevated blood lead level above 5 µg/dL in Iowa in 2019



That is enough to fill 13.5 school buses

Iowa Public Health Tracking Portal. (2019). Children Tested. Retrieved from <https://tracking.idph.iowa.gov/Health/Lead-Poisoning/Annual-Blood-Lead-Testing-Children-Under-6/Children-Tested>

HEALTH IMPACTS



Damage to brain & nervous system



Slowed growth & development



Hearing & speech problems



Learning & behavior problems



Damage to brain & nervous system



Slowed growth & development



Hearing & speech problems



Learning & behavior problems

CHILDHOOD LEAD POISONING IS

100%

PREVENTABLE

**IF YOU DON'T TEST, YOU
DON'T DIAGNOSE.**

**IF YOU DON'T DIAGNOSE, YOU
CAN'T INTERVENE.**

CHILDHOOD LEAD POISONING IS

100%

PREVENTABLE

**IF YOU DON'T TEST, YOU
DON'T DIAGNOSE.**

**IF YOU DON'T DIAGNOSE, YOU
CAN'T INTERVENE.**

2019 CLARKE COUNTY IOWA LEAD REPORT CARD

2019 CLARKE COUNTY IOWA LEAD REPORT CARD

OF ALL CLARKE COUNTY CHILDREN 0 TO 6 YEARS OLD ONLY

32.8%

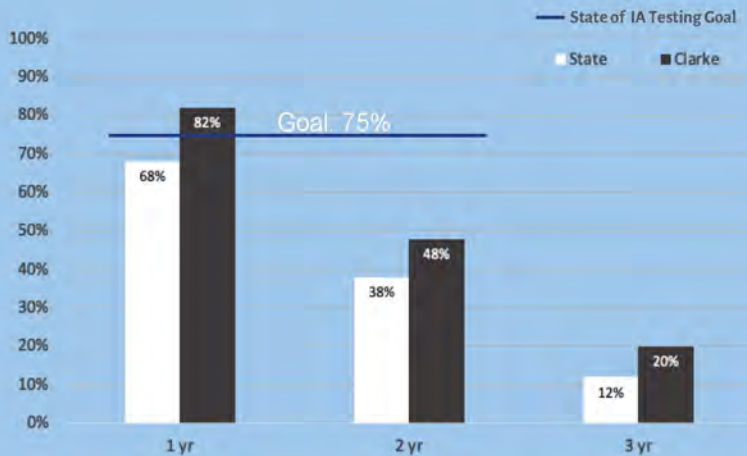
WERE TESTED FOR LEAD

OF ALL CLARKE COUNTY CHILDREN 0 TO 6 YEARS OLD ONLY

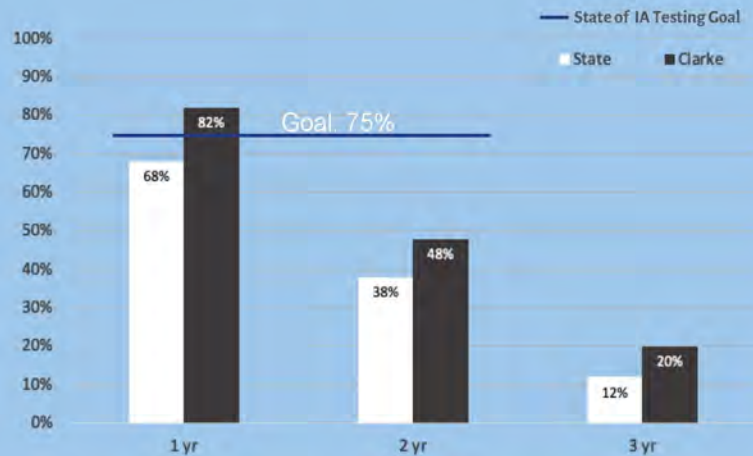
32.8%

WERE TESTED FOR LEAD

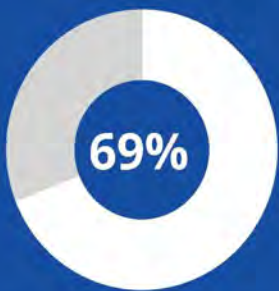
State vs County - Percent of Children Receiving a Blood Lead Test By Age



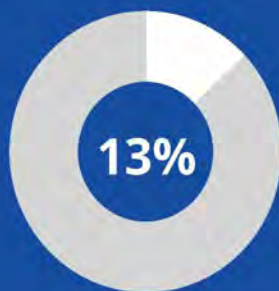
State vs County - Percent of Children Receiving a Blood Lead Test By Age



RISK FACTORS

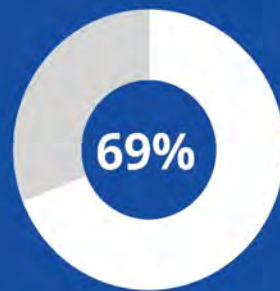


Pre-1979 Housing

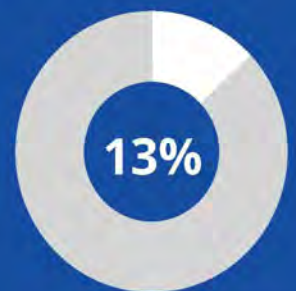


Population Below Poverty Level

RISK FACTORS



Pre-1979 Housing



Population Below Poverty Level

*Elevated Blood Lead Level is equal to or greater than 5 mcg/dL
<https://www.cdc.gov/nceh/lead/data/blood-lead-reference-value.htm>
 References:
 Iowa Department of Public Health. (2019). Iowa Public Health Tracking Portal. Retrieved from <https://tracking.idph.iowa.gov/>
 State Library of Iowa. (2019). American Community Survey: Poverty status in the past 12 months.
 State Library of Iowa. (2019). American Community Survey: Year structure built.

*Elevated Blood Lead Level is equal to or greater than 5 mcg/dL
<https://www.cdc.gov/nceh/lead/data/blood-lead-reference-value.htm>
 References:
 Iowa Department of Public Health. (2019). Iowa Public Health Tracking Portal. Retrieved from <https://tracking.idph.iowa.gov/>
 State Library of Iowa. (2019). American Community Survey: Poverty status in the past 12 months.
 State Library of Iowa. (2019). American Community Survey: Year structure built.

981 children under 6 had a confirmed elevated blood lead level above 5 µg/dL in Iowa in 2019



That is enough to fill 13.5 school buses

Iowa Public Health Tracking Portal. (2019). Children Tested. Retrieved from <https://tracking.idph.iowa.gov/Health/Lead-Poisoning/Annual-Blood-Lead-Testing-Children-Under-6/Children-Tested>

981 children under 6 had a confirmed elevated blood lead level above 5 µg/dL in Iowa in 2019



That is enough to fill 13.5 school buses

Iowa Public Health Tracking Portal. (2019). Children Tested. Retrieved from <https://tracking.idph.iowa.gov/Health/Lead-Poisoning/Annual-Blood-Lead-Testing-Children-Under-6/Children-Tested>

HEALTH IMPACTS



Damage to brain & nervous system



Slowed growth & development



Hearing & speech problems



Learning & behavior problems



Damage to brain & nervous system



Slowed growth & development



Hearing & speech problems



Learning & behavior problems

CHILDHOOD LEAD POISONING IS

100%

PREVENTABLE

**IF YOU DON'T TEST, YOU
DON'T DIAGNOSE.**

**IF YOU DON'T DIAGNOSE, YOU
CAN'T INTERVENE.**

CHILDHOOD LEAD POISONING IS

100%

PREVENTABLE

**IF YOU DON'T TEST, YOU
DON'T DIAGNOSE.**

**IF YOU DON'T DIAGNOSE, YOU
CAN'T INTERVENE.**

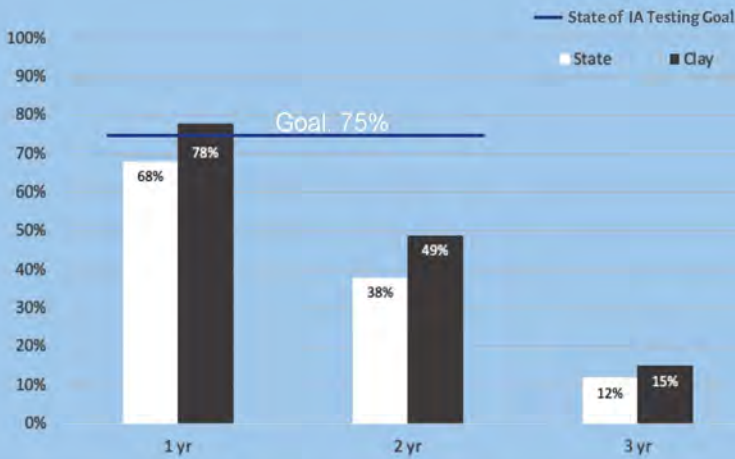
2019 CLAY COUNTY IOWA LEAD REPORT CARD

OF ALL CLAY COUNTY CHILDREN 0 TO 6 YEARS OLD ONLY

29.9%

WERE TESTED FOR LEAD

State vs County - Percent of Children Receiving a Blood Lead Test By Age



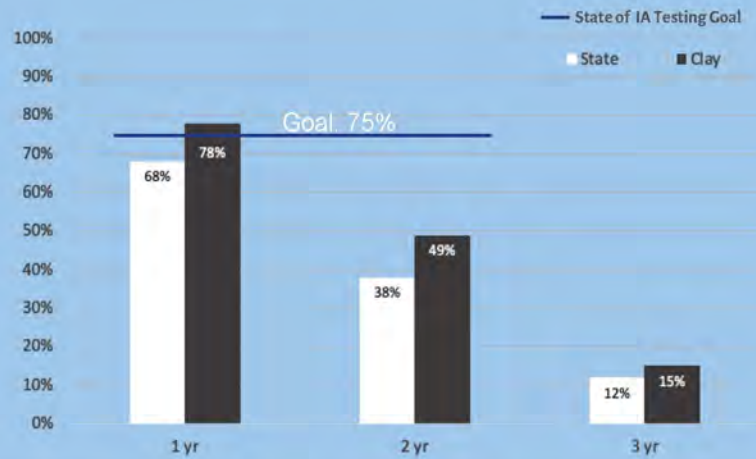
2019 CLAY COUNTY IOWA LEAD REPORT CARD

OF ALL CLAY COUNTY CHILDREN 0 TO 6 YEARS OLD ONLY

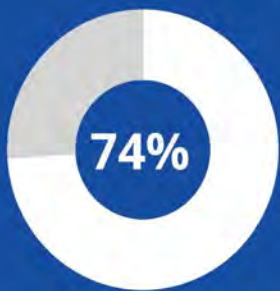
29.9%

WERE TESTED FOR LEAD

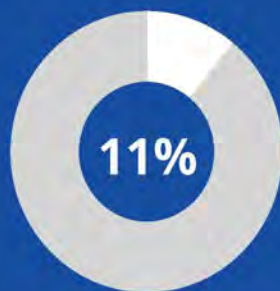
State vs County - Percent of Children Receiving a Blood Lead Test By Age



RISK FACTORS

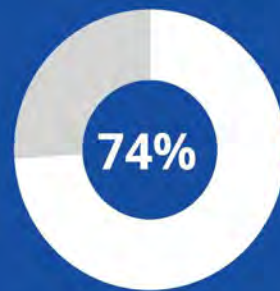


Pre-1979 Housing

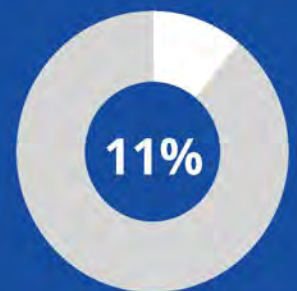


Population Below Poverty Level

RISK FACTORS



Pre-1979 Housing



Population Below Poverty Level

*Elevated Blood Lead Level is equal to or greater than 5 mcg/dL.
<https://www.cdc.gov/nceh/lead/data/blood-lead-reference-value.htm>
 References:
 Iowa Department of Public Health. (2019). Iowa Public Health Tracking Portal. Retrieved from <https://tracking.idph.iowa.gov/>
 State Library of Iowa. (2019). American Community Survey: Poverty status in the past 12 months.
 State Library of Iowa. (2019). American Community Survey: Year structure built.

*Elevated Blood Lead Level is equal to or greater than 5 mcg/dL.
<https://www.cdc.gov/nceh/lead/data/blood-lead-reference-value.htm>
 References:
 Iowa Department of Public Health. (2019). Iowa Public Health Tracking Portal. Retrieved from <https://tracking.idph.iowa.gov/>
 State Library of Iowa. (2019). American Community Survey: Poverty status in the past 12 months.
 State Library of Iowa. (2019). American Community Survey: Year structure built.

981 children under 6 had a confirmed elevated blood lead level above 5 µg/dL in Iowa in 2019



That is enough to fill 13.5 school buses

Iowa Public Health Tracking Portal. (2019). Children Tested. Retrieved from <https://tracking.idph.iowa.gov/Health/Lead-Poisoning/Annual-Blood-Lead-Testing-Children-Under-6/Children-Tested>

981 children under 6 had a confirmed elevated blood lead level above 5 µg/dL in Iowa in 2019



That is enough to fill 13.5 school buses

Iowa Public Health Tracking Portal. (2019). Children Tested. Retrieved from <https://tracking.idph.iowa.gov/Health/Lead-Poisoning/Annual-Blood-Lead-Testing-Children-Under-6/Children-Tested>

HEALTH IMPACTS



Damage to brain & nervous system



Slowed growth & development



Hearing & speech problems



Learning & behavior problems



Damage to brain & nervous system



Slowed growth & development



Hearing & speech problems



Learning & behavior problems

CHILDHOOD LEAD POISONING IS

100%

PREVENTABLE

**IF YOU DON'T TEST, YOU
DON'T DIAGNOSE.**

**IF YOU DON'T DIAGNOSE, YOU
CAN'T INTERVENE.**

CHILDHOOD LEAD POISONING IS

100%

PREVENTABLE

**IF YOU DON'T TEST, YOU
DON'T DIAGNOSE.**

**IF YOU DON'T DIAGNOSE, YOU
CAN'T INTERVENE.**

2019 CLAYTON COUNTY IOWA LEAD REPORT CARD

2019 CLAYTON COUNTY IOWA LEAD REPORT CARD

OF ALL CLAYTON COUNTY CHILDREN 0 TO 6 YEARS OLD ONLY

25.7%

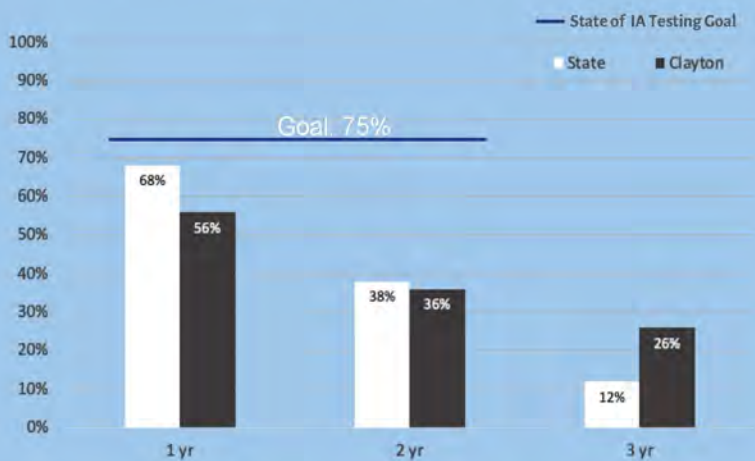
WERE TESTED FOR LEAD

OF ALL CLAYTON COUNTY CHILDREN 0 TO 6 YEARS OLD ONLY

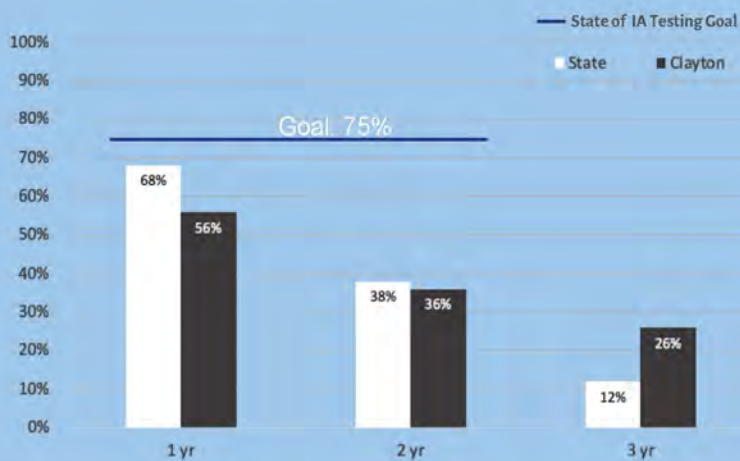
25.7%

WERE TESTED FOR LEAD

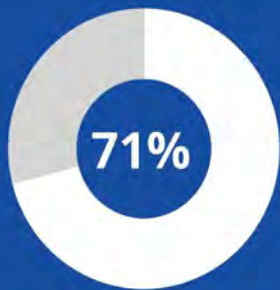
State vs County - Percent of Children Receiving a Blood Lead Test By Age



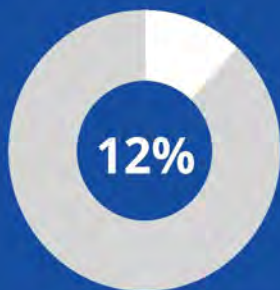
State vs County - Percent of Children Receiving a Blood Lead Test By Age



RISK FACTORS

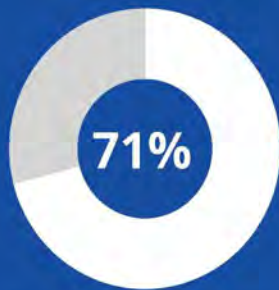


Pre-1979 Housing

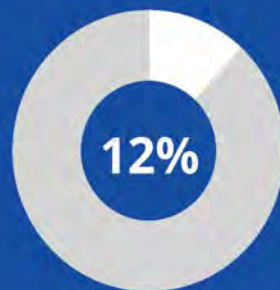


Population Below Poverty Level

RISK FACTORS



Pre-1979 Housing



Population Below Poverty Level

*Elevated Blood Lead Level is equal to or greater than 5 mcg/dL <https://www.cdc.gov/nceh/lead/data/blood-lead-reference-value.htm>

References: Iowa Department of Public Health. (2019). Iowa Public Health Tracking Portal. Retrieved from <https://tracking.idph.iowa.gov/>
State Library of Iowa. (2019). American Community Survey: Poverty status in the past 12 months.
State Library of Iowa. (2019). American Community Survey: Year structure built.



*Elevated Blood Lead Level is equal to or greater than 5 mcg/dL <https://www.cdc.gov/nceh/lead/data/blood-lead-reference-value.htm>

References: Iowa Department of Public Health. (2019). Iowa Public Health Tracking Portal. Retrieved from <https://tracking.idph.iowa.gov/>
State Library of Iowa. (2019). American Community Survey: Poverty status in the past 12 months.
State Library of Iowa. (2019). American Community Survey: Year structure built.



981 children under 6 had a confirmed elevated blood lead level above 5 µg/dL in Iowa in 2019



That is enough to fill 13.5 school buses

Iowa Public Health Tracking Portal. (2019). Children Tested. Retrieved from <https://tracking.idph.iowa.gov/Health/Lead-Poisoning/Annual-Blood-Lead-Testing-Children-Under-6/Children-Tested>

981 children under 6 had a confirmed elevated blood lead level above 5 µg/dL in Iowa in 2019



That is enough to fill 13.5 school buses

Iowa Public Health Tracking Portal. (2019). Children Tested. Retrieved from <https://tracking.idph.iowa.gov/Health/Lead-Poisoning/Annual-Blood-Lead-Testing-Children-Under-6/Children-Tested>

HEALTH IMPACTS



Damage to brain & nervous system



Slowed growth & development



Hearing & speech problems



Learning & behavior problems



Damage to brain & nervous system



Slowed growth & development



Hearing & speech problems



Learning & behavior problems

CHILDHOOD LEAD POISONING IS

100%

PREVENTABLE

**IF YOU DON'T TEST, YOU
DON'T DIAGNOSE.**

**IF YOU DON'T DIAGNOSE, YOU
CAN'T INTERVENE.**

CHILDHOOD LEAD POISONING IS

100%

PREVENTABLE

**IF YOU DON'T TEST, YOU
DON'T DIAGNOSE.**

**IF YOU DON'T DIAGNOSE, YOU
CAN'T INTERVENE.**

2019 CLINTON COUNTY IOWA LEAD REPORT CARD

2019 CLINTON COUNTY IOWA LEAD REPORT CARD

OF ALL CLINTON COUNTY CHILDREN 0 TO 6 YEARS OLD ONLY

30.4%

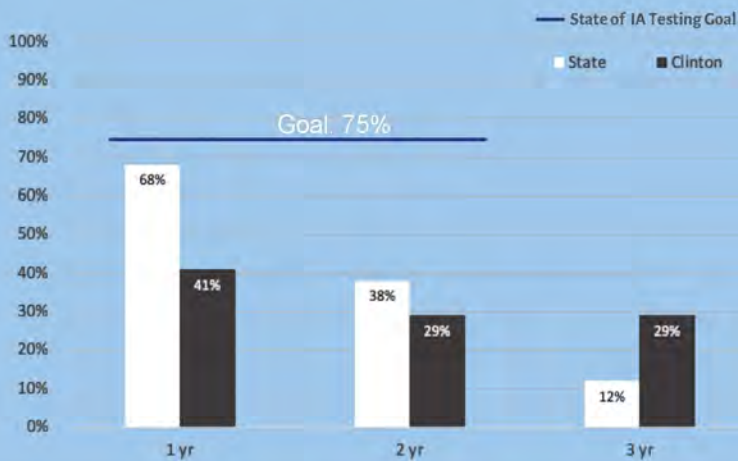
WERE TESTED FOR LEAD

OF ALL CLINTON COUNTY CHILDREN 0 TO 6 YEARS OLD ONLY

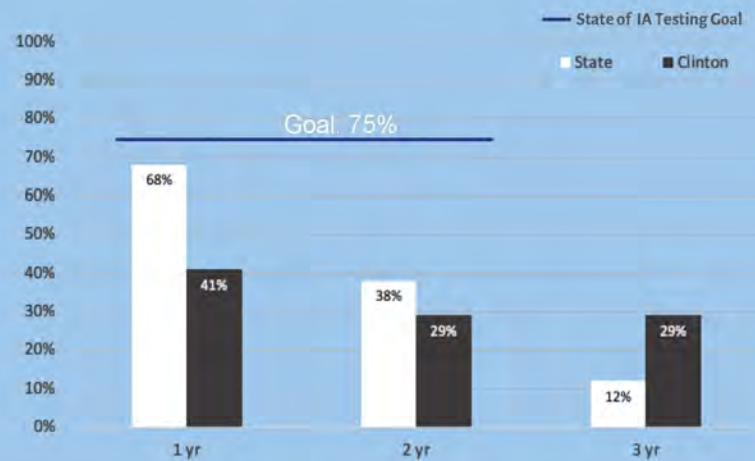
30.4%

WERE TESTED FOR LEAD

State vs County - Percent of Children Receiving a Blood Lead Test By Age



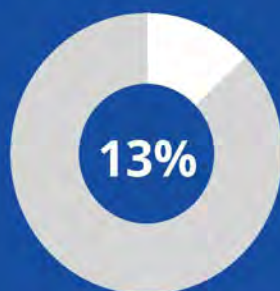
State vs County - Percent of Children Receiving a Blood Lead Test By Age



RISK FACTORS

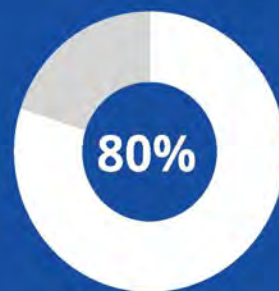


Pre-1979 Housing

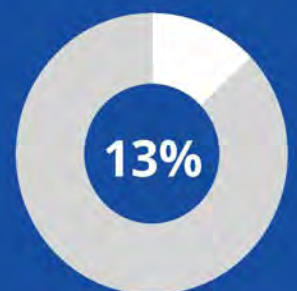


Population Below Poverty Level

RISK FACTORS



Pre-1979 Housing



Population Below Poverty Level

*Elevated Blood Lead Level is equal to or greater than 5 mcg/dL. <https://www.cdc.gov/nceh/lead/data/blood-lead-reference-value.htm>
 References:
 Iowa Department of Public Health. (2019). Iowa Public Health Tracking Portal. Retrieved from <https://tracking.idph.iowa.gov/>
 State Library of Iowa. (2019). American Community Survey: Poverty status in the past 12 months.
 State Library of Iowa. (2019). American Community Survey: Year structure built.

*Elevated Blood Lead Level is equal to or greater than 5 mcg/dL. <https://www.cdc.gov/nceh/lead/data/blood-lead-reference-value.htm>
 References:
 Iowa Department of Public Health. (2019). Iowa Public Health Tracking Portal. Retrieved from <https://tracking.idph.iowa.gov/>
 State Library of Iowa. (2019). American Community Survey: Poverty status in the past 12 months.
 State Library of Iowa. (2019). American Community Survey: Year structure built.

981 children under 6 had a confirmed elevated blood lead level above 5 µg/dL in Iowa in 2019



That is enough to fill 13.5 school buses

Iowa Public Health Tracking Portal. (2019). Children Tested. Retrieved from <https://tracking.idph.iowa.gov/Health/Lead-Poisoning/Annual-Blood-Lead-Testing-Children-Under-6/Children-Tested>

981 children under 6 had a confirmed elevated blood lead level above 5 µg/dL in Iowa in 2019



That is enough to fill 13.5 school buses

Iowa Public Health Tracking Portal. (2019). Children Tested. Retrieved from <https://tracking.idph.iowa.gov/Health/Lead-Poisoning/Annual-Blood-Lead-Testing-Children-Under-6/Children-Tested>

HEALTH IMPACTS



Damage to brain & nervous system



Slowed growth & development



Hearing & speech problems



Learning & behavior problems



Damage to brain & nervous system



Slowed growth & development



Hearing & speech problems



Learning & behavior problems

CHILDHOOD LEAD POISONING IS

100%

PREVENTABLE

**IF YOU DON'T TEST, YOU
DON'T DIAGNOSE.**

**IF YOU DON'T DIAGNOSE, YOU
CAN'T INTERVENE.**

CHILDHOOD LEAD POISONING IS

100%

PREVENTABLE

**IF YOU DON'T TEST, YOU
DON'T DIAGNOSE.**

**IF YOU DON'T DIAGNOSE, YOU
CAN'T INTERVENE.**

2019 CRAWFORD COUNTY IOWA LEAD REPORT CARD

2019 CRAWFORD COUNTY IOWA LEAD REPORT CARD

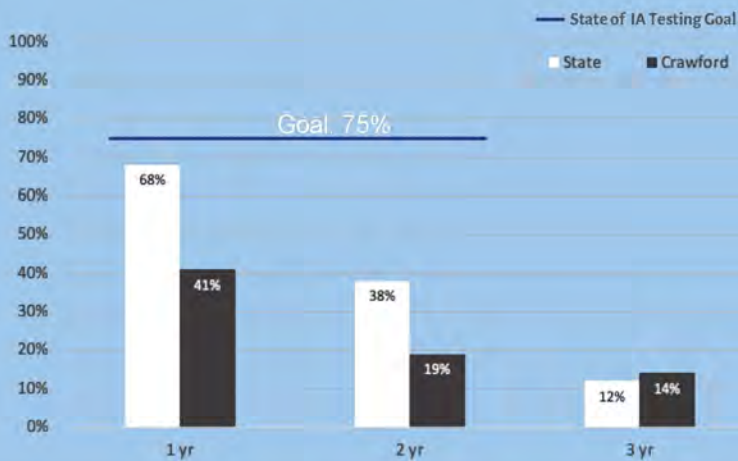
OF ALL CRAWFORD COUNTY CHILDREN 0 TO 6 YEARS OLD ONLY

17.7%
WERE TESTED FOR LEAD

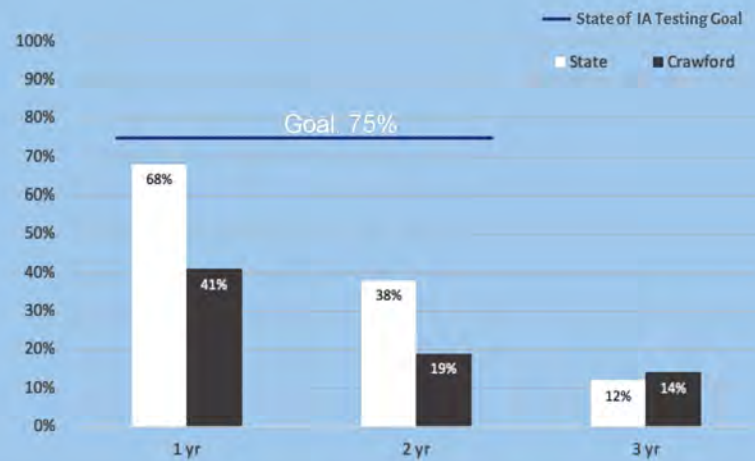
OF ALL CRAWFORD COUNTY CHILDREN 0 TO 6 YEARS OLD ONLY

17.7%
WERE TESTED FOR LEAD

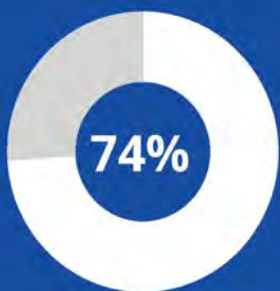
State vs County - Percent of Children Receiving a Blood Lead Test By Age



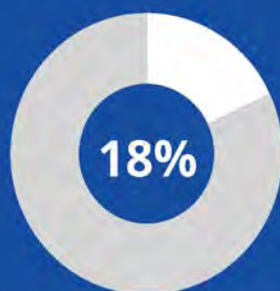
State vs County - Percent of Children Receiving a Blood Lead Test By Age



RISK FACTORS

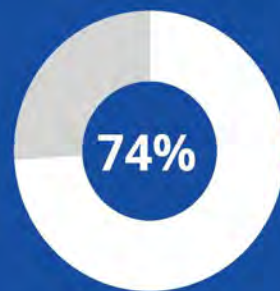


Pre-1979 Housing

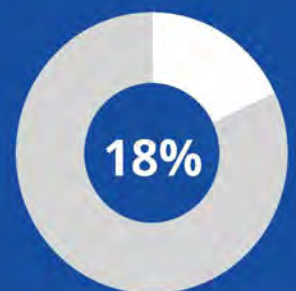


Population Below Poverty Level

RISK FACTORS



Pre-1979 Housing



Population Below Poverty Level

*Elevated Blood Lead Level is equal to or greater than 5 mcg/dL.
<https://www.cdc.gov/nceh/lead/data/blood-lead-reference-value.htm>
 References:
 Iowa Department of Public Health. (2019). Iowa Public Health Tracking Portal. Retrieved from <https://tracking.idph.iowa.gov/>
 State Library of Iowa. (2019). American Community Survey; Poverty status in the past 12 months.
 State Library of Iowa. (2019). American Community Survey; Year structure built.

*Elevated Blood Lead Level is equal to or greater than 5 mcg/dL.
<https://www.cdc.gov/nceh/lead/data/blood-lead-reference-value.htm>
 References:
 Iowa Department of Public Health. (2019). Iowa Public Health Tracking Portal. Retrieved from <https://tracking.idph.iowa.gov/>
 State Library of Iowa. (2019). American Community Survey; Poverty status in the past 12 months.
 State Library of Iowa. (2019). American Community Survey; Year structure built.

981 children under 6 had a confirmed elevated blood lead level above 5 µg/dL in Iowa in 2019



That is enough to fill 13.5 school buses

Iowa Public Health Tracking Portal. (2019). Children Tested. Retrieved from <https://tracking.idph.iowa.gov/Health/Lead-Poisoning/Annual-Blood-Lead-Testing-Children-Under-6/Children-Tested>

981 children under 6 had a confirmed elevated blood lead level above 5 µg/dL in Iowa in 2019



That is enough to fill 13.5 school buses

Iowa Public Health Tracking Portal. (2019). Children Tested. Retrieved from <https://tracking.idph.iowa.gov/Health/Lead-Poisoning/Annual-Blood-Lead-Testing-Children-Under-6/Children-Tested>

HEALTH IMPACTS



Damage to brain & nervous system



Slowed growth & development



Hearing & speech problems



Learning & behavior problems



Damage to brain & nervous system



Slowed growth & development



Hearing & speech problems



Learning & behavior problems

CHILDHOOD LEAD POISONING IS

100%

PREVENTABLE

**IF YOU DON'T TEST, YOU
DON'T DIAGNOSE.**

**IF YOU DON'T DIAGNOSE, YOU
CAN'T INTERVENE.**

CHILDHOOD LEAD POISONING IS

100%

PREVENTABLE

**IF YOU DON'T TEST, YOU
DON'T DIAGNOSE.**

**IF YOU DON'T DIAGNOSE, YOU
CAN'T INTERVENE.**

2019 DALLAS COUNTY IOWA LEAD REPORT CARD

OF ALL DALLAS COUNTY CHILDREN
0 TO 6 YEARS OLD ONLY

23.8%

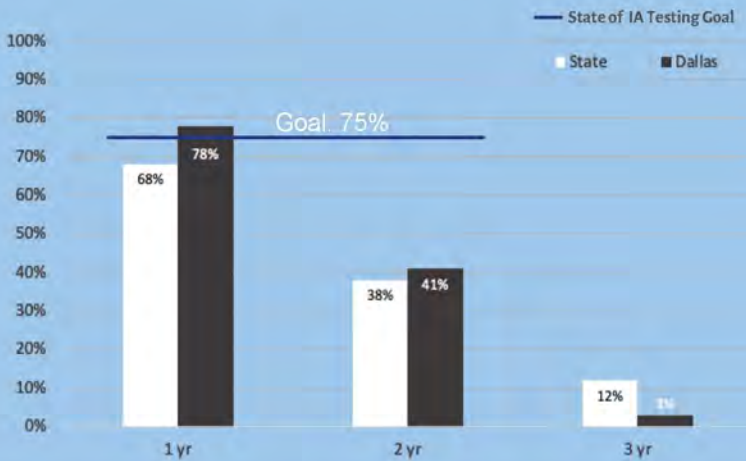
WERE TESTED FOR LEAD

OF ALL DALLAS COUNTY CHILDREN
0 TO 6 YEARS OLD ONLY

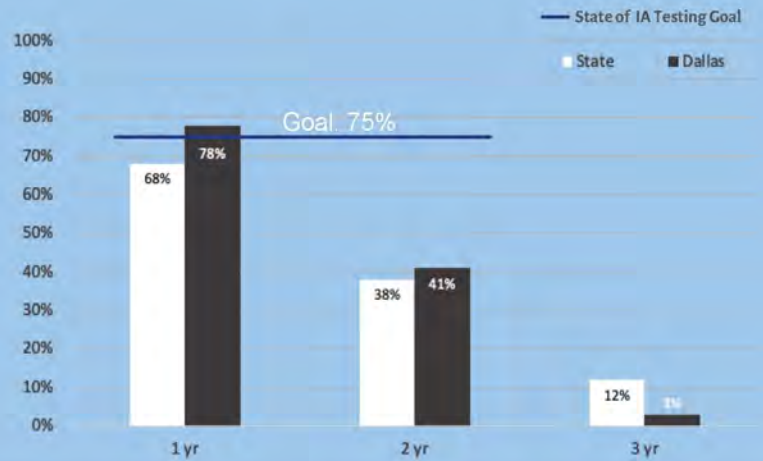
23.8%

WERE TESTED FOR LEAD

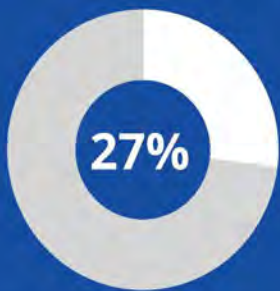
State vs County - Percent of Children Receiving a Blood Lead Test By Age



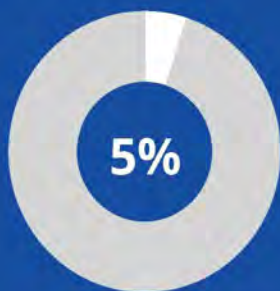
State vs County - Percent of Children Receiving a Blood Lead Test By Age



RISK FACTORS

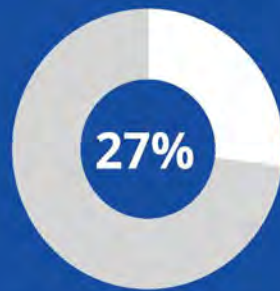


Pre-1979 Housing

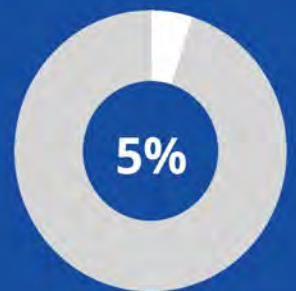


Population Below Poverty Level

RISK FACTORS



Pre-1979 Housing



Population Below Poverty Level

*Elevated Blood Lead Level is equal to or greater than 5 mcg/dL.
<https://www.cdc.gov/nceh/lead/data/blood-lead-reference-value.htm>
 References:
 Iowa Department of Public Health. (2019). Iowa Public Health Tracking Portal. Retrieved from <https://tracking.idph.iowa.gov/>
 State Library of Iowa. (2019). American Community Survey: Poverty status in the past 12 months.
 State Library of Iowa. (2019). American Community Survey: Year structure built.

*Elevated Blood Lead Level is equal to or greater than 5 mcg/dL.
<https://www.cdc.gov/nceh/lead/data/blood-lead-reference-value.htm>
 References:
 Iowa Department of Public Health. (2019). Iowa Public Health Tracking Portal. Retrieved from <https://tracking.idph.iowa.gov/>
 State Library of Iowa. (2019). American Community Survey: Poverty status in the past 12 months.
 State Library of Iowa. (2019). American Community Survey: Year structure built.

981 children under 6 had a confirmed elevated blood lead level above 5 µg/dL in Iowa in 2019



That is enough to fill 13.5 school buses

Iowa Public Health Tracking Portal. (2019). Children Tested. Retrieved from <https://tracking.idph.iowa.gov/Health/Lead-Poisoning/Annual-Blood-Lead-Testing-Children-Under-6/Children-Tested>

981 children under 6 had a confirmed elevated blood lead level above 5 µg/dL in Iowa in 2019



That is enough to fill 13.5 school buses

Iowa Public Health Tracking Portal. (2019). Children Tested. Retrieved from <https://tracking.idph.iowa.gov/Health/Lead-Poisoning/Annual-Blood-Lead-Testing-Children-Under-6/Children-Tested>

HEALTH IMPACTS



Damage to brain & nervous system



Slowed growth & development



Hearing & speech problems



Learning & behavior problems



Damage to brain & nervous system



Slowed growth & development



Hearing & speech problems



Learning & behavior problems

CHILDHOOD LEAD POISONING IS

100%

PREVENTABLE

**IF YOU DON'T TEST, YOU
DON'T DIAGNOSE.**

**IF YOU DON'T DIAGNOSE, YOU
CAN'T INTERVENE.**

CHILDHOOD LEAD POISONING IS

100%

PREVENTABLE

**IF YOU DON'T TEST, YOU
DON'T DIAGNOSE.**

**IF YOU DON'T DIAGNOSE, YOU
CAN'T INTERVENE.**

2019 DAVIS COUNTY IOWA LEAD REPORT CARD

2019 DAVIS COUNTY IOWA LEAD REPORT CARD

OF ALL DAVIS COUNTY CHILDREN 0 TO 6 YEARS OLD ONLY

15.1%

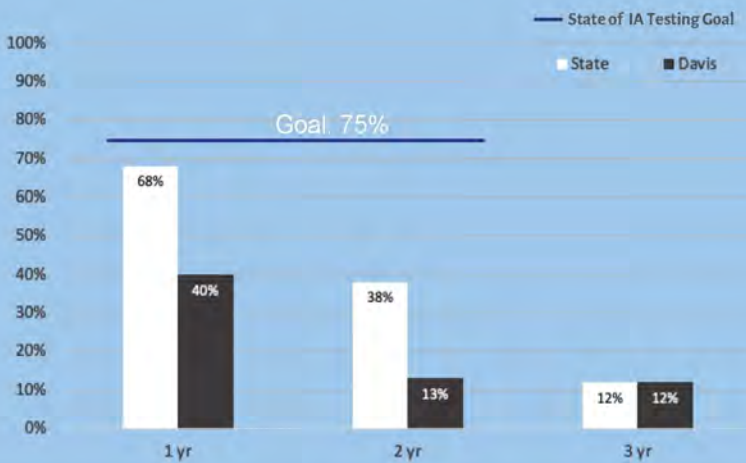
WERE TESTED FOR LEAD

OF ALL DAVIS COUNTY CHILDREN 0 TO 6 YEARS OLD ONLY

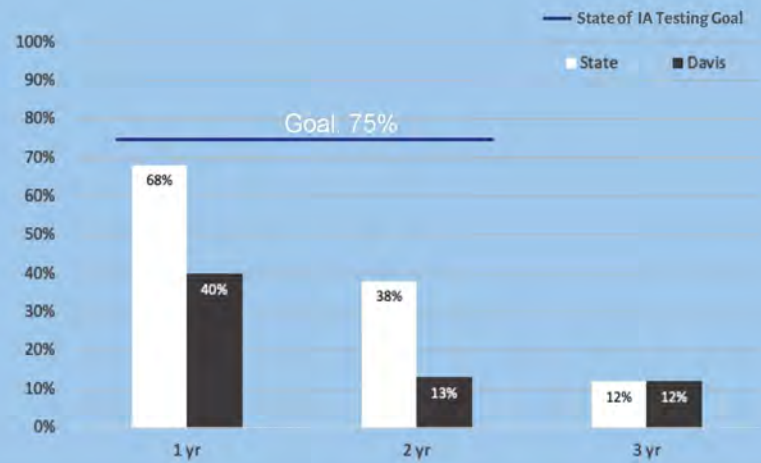
15.1%

WERE TESTED FOR LEAD

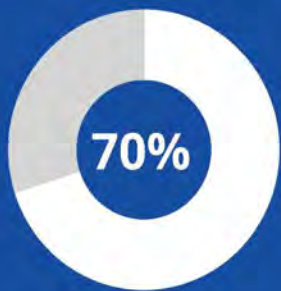
State vs County - Percent of Children Receiving a Blood Lead Test By Age



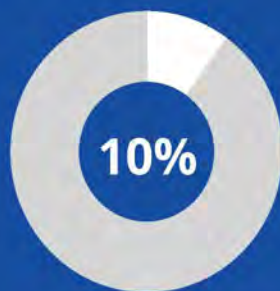
State vs County - Percent of Children Receiving a Blood Lead Test By Age



RISK FACTORS

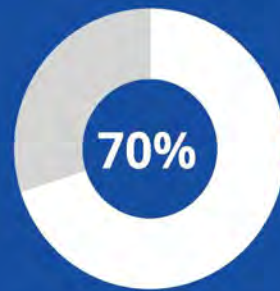


Pre-1979 Housing

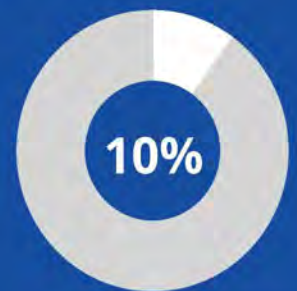


Population Below Poverty Level

RISK FACTORS



Pre-1979 Housing



Population Below Poverty Level

*Elevated Blood Lead Level is equal to or greater than 5 mcg/dL. <https://www.cdc.gov/nceh/lead/data/blood-lead-reference-value.htm>
References: Iowa Department of Public Health. (2019). Iowa Public Health Tracking Portal. Retrieved from <https://tracking.idph.iowa.gov/>
State Library of Iowa. (2019). American Community Survey: Poverty status in the past 12 months.
State Library of Iowa. (2019). American Community Survey: Year structure built.

*Elevated Blood Lead Level is equal to or greater than 5 mcg/dL. <https://www.cdc.gov/nceh/lead/data/blood-lead-reference-value.htm>
References: Iowa Department of Public Health. (2019). Iowa Public Health Tracking Portal. Retrieved from <https://tracking.idph.iowa.gov/>
State Library of Iowa. (2019). American Community Survey: Poverty status in the past 12 months.
State Library of Iowa. (2019). American Community Survey: Year structure built.

981 children under 6 had a confirmed elevated blood lead level above 5 µg/dL in Iowa in 2019



That is enough to fill 13.5 school buses

Iowa Public Health Tracking Portal. (2019). Children Tested. Retrieved from <https://tracking.idph.iowa.gov/Health/Lead-Poisoning/Annual-Blood-Lead-Testing-Children-Under-6/Children-Tested>

981 children under 6 had a confirmed elevated blood lead level above 5 µg/dL in Iowa in 2019



That is enough to fill 13.5 school buses

Iowa Public Health Tracking Portal. (2019). Children Tested. Retrieved from <https://tracking.idph.iowa.gov/Health/Lead-Poisoning/Annual-Blood-Lead-Testing-Children-Under-6/Children-Tested>

HEALTH IMPACTS



Damage to brain & nervous system



Slowed growth & development



Hearing & speech problems



Learning & behavior problems



Damage to brain & nervous system



Slowed growth & development



Hearing & speech problems



Learning & behavior problems

CHILDHOOD LEAD POISONING IS

100%

PREVENTABLE

**IF YOU DON'T TEST, YOU
DON'T DIAGNOSE.**

**IF YOU DON'T DIAGNOSE, YOU
CAN'T INTERVENE.**

CHILDHOOD LEAD POISONING IS

100%

PREVENTABLE

**IF YOU DON'T TEST, YOU
DON'T DIAGNOSE.**

**IF YOU DON'T DIAGNOSE, YOU
CAN'T INTERVENE.**

2019 DECATUR COUNTY IOWA LEAD REPORT CARD

2019 DECATUR COUNTY IOWA LEAD REPORT CARD

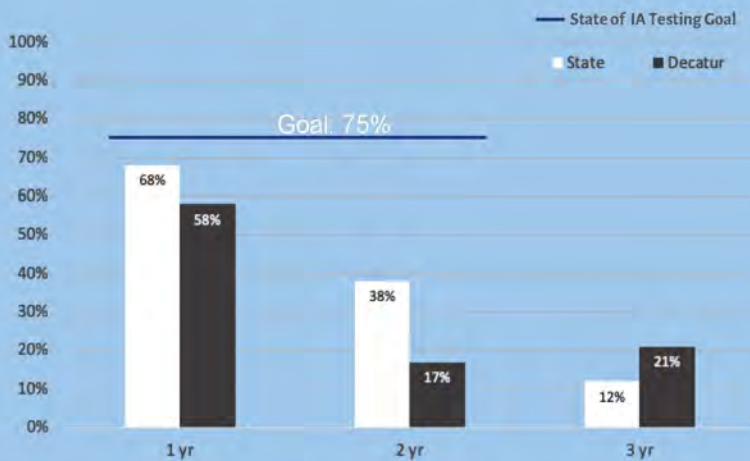
OF ALL DECATUR COUNTY CHILDREN 0 TO 6 YEARS OLD ONLY

21.4%
WERE TESTED FOR LEAD

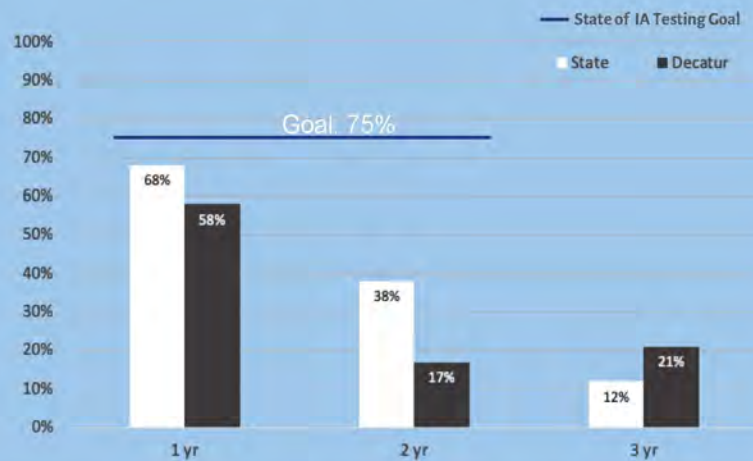
OF ALL DECATUR COUNTY CHILDREN 0 TO 6 YEARS OLD ONLY

21.4%
WERE TESTED FOR LEAD

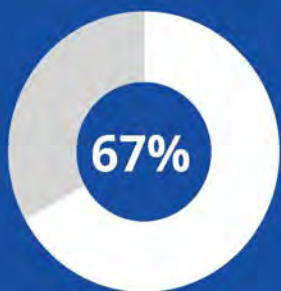
State vs County - Percent of Children Receiving a Blood Lead Test By Age



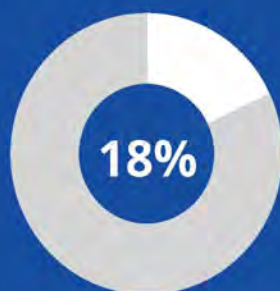
State vs County - Percent of Children Receiving a Blood Lead Test By Age



RISK FACTORS

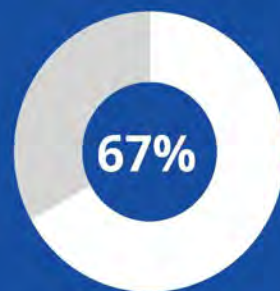


Pre-1979 Housing

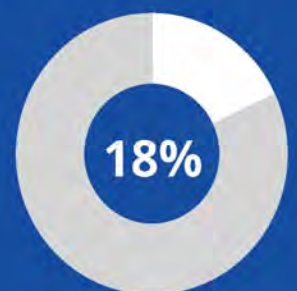


Population Below Poverty Level

RISK FACTORS



Pre-1979 Housing



Population Below Poverty Level

*Elevated Blood Lead Level is equal to or greater than 5 mcg/dL.
<https://www.cdc.gov/nceh/lead/data/blood-lead-reference-value.htm>
 References:
 Iowa Department of Public Health. (2019). Iowa Public Health Tracking Portal. Retrieved from <https://tracking.idph.iowa.gov/>
 State Library of Iowa. (2019). American Community Survey: Poverty status in the past 12 months.
 State Library of Iowa. (2019). American Community Survey: Year structure built.

*Elevated Blood Lead Level is equal to or greater than 5 mcg/dL.
<https://www.cdc.gov/nceh/lead/data/blood-lead-reference-value.htm>
 References:
 Iowa Department of Public Health. (2019). Iowa Public Health Tracking Portal. Retrieved from <https://tracking.idph.iowa.gov/>
 State Library of Iowa. (2019). American Community Survey: Poverty status in the past 12 months.
 State Library of Iowa. (2019). American Community Survey: Year structure built.

981 children under 6 had a confirmed elevated blood lead level above 5 µg/dL in Iowa in 2019



That is enough to fill 13.5 school buses

Iowa Public Health Tracking Portal. (2019). Children Tested. Retrieved from <https://tracking.idph.iowa.gov/Health/Lead-Poisoning/Annual-Blood-Lead-Testing-Children-Under-6/Children-Tested>

981 children under 6 had a confirmed elevated blood lead level above 5 µg/dL in Iowa in 2019



That is enough to fill 13.5 school buses

Iowa Public Health Tracking Portal. (2019). Children Tested. Retrieved from <https://tracking.idph.iowa.gov/Health/Lead-Poisoning/Annual-Blood-Lead-Testing-Children-Under-6/Children-Tested>

HEALTH IMPACTS



Damage to brain & nervous system



Slowed growth & development



Hearing & speech problems



Learning & behavior problems



Damage to brain & nervous system



Slowed growth & development



Hearing & speech problems



Learning & behavior problems

CHILDHOOD LEAD POISONING IS

100%

PREVENTABLE

**IF YOU DON'T TEST, YOU
DON'T DIAGNOSE.**

**IF YOU DON'T DIAGNOSE, YOU
CAN'T INTERVENE.**

CHILDHOOD LEAD POISONING IS

100%

PREVENTABLE

**IF YOU DON'T TEST, YOU
DON'T DIAGNOSE.**

**IF YOU DON'T DIAGNOSE, YOU
CAN'T INTERVENE.**

2019 DELAWARE COUNTY IOWA LEAD REPORT CARD

2019 DELAWARE COUNTY IOWA LEAD REPORT CARD

OF ALL DELAWARE COUNTY CHILDREN
0 TO 6 YEARS OLD ONLY

27.6%

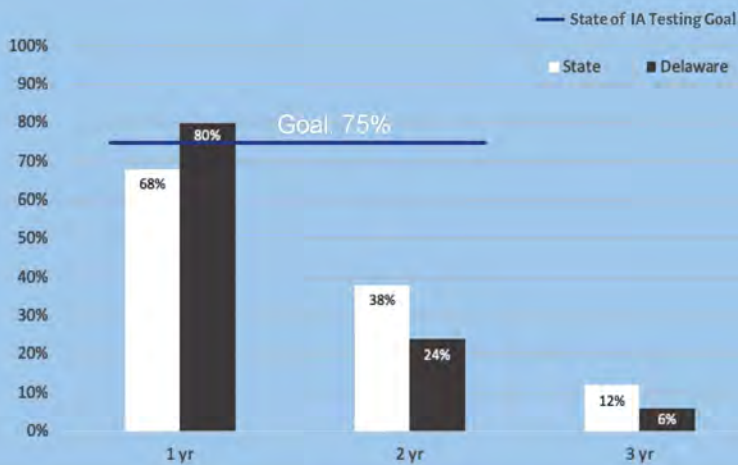
WERE TESTED FOR LEAD

OF ALL DELAWARE COUNTY CHILDREN
0 TO 6 YEARS OLD ONLY

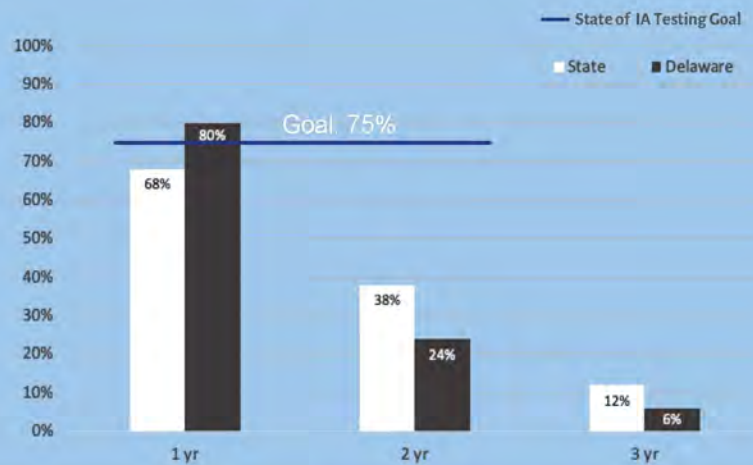
27.6%

WERE TESTED FOR LEAD

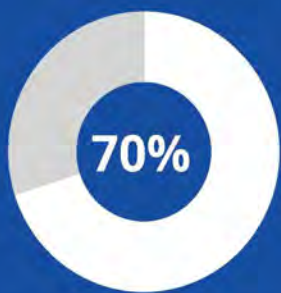
State vs County - Percent of Children Receiving a Blood Lead Test By Age



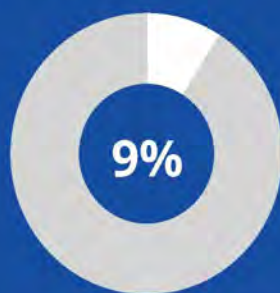
State vs County - Percent of Children Receiving a Blood Lead Test By Age



RISK FACTORS

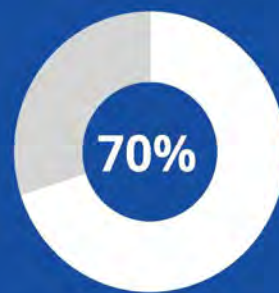


Pre-1979 Housing

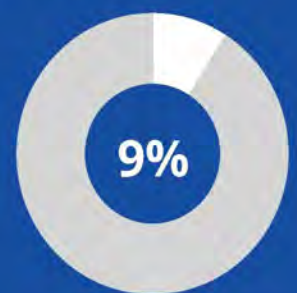


Population Below
Poverty Level

RISK FACTORS



Pre-1979 Housing



Population Below
Poverty Level

*Elevated Blood Lead Level is equal to or greater than 5 mcg/dL.
<https://www.cdc.gov/nceh/lead/data/blood-lead-reference-value.htm>
References:
Iowa Department of Public Health. (2019). Iowa Public Health Tracking Portal. Retrieved from <https://tracking.idph.iowa.gov/>
State Library of Iowa. (2019). American Community Survey: Poverty status in the past 12 months.
State Library of Iowa. (2019). American Community Survey: Year structure built.

*Elevated Blood Lead Level is equal to or greater than 5 mcg/dL.
<https://www.cdc.gov/nceh/lead/data/blood-lead-reference-value.htm>
References:
Iowa Department of Public Health. (2019). Iowa Public Health Tracking Portal. Retrieved from <https://tracking.idph.iowa.gov/>
State Library of Iowa. (2019). American Community Survey: Poverty status in the past 12 months.
State Library of Iowa. (2019). American Community Survey: Year structure built.

981 children under 6 had a confirmed elevated blood lead level above 5 µg/dL in Iowa in 2019



That is enough to fill 13.5 school buses

Iowa Public Health Tracking Portal. (2019). Children Tested. Retrieved from <https://tracking.idph.iowa.gov/Health/Lead-Poisoning/Annual-Blood-Lead-Testing-Children-Under-6/Children-Tested>

981 children under 6 had a confirmed elevated blood lead level above 5 µg/dL in Iowa in 2019



That is enough to fill 13.5 school buses

Iowa Public Health Tracking Portal. (2019). Children Tested. Retrieved from <https://tracking.idph.iowa.gov/Health/Lead-Poisoning/Annual-Blood-Lead-Testing-Children-Under-6/Children-Tested>

HEALTH IMPACTS



Damage to brain & nervous system



Slowed growth & development



Hearing & speech problems



Learning & behavior problems



Damage to brain & nervous system



Slowed growth & development



Hearing & speech problems



Learning & behavior problems

CHILDHOOD LEAD POISONING IS

100%

PREVENTABLE

**IF YOU DON'T TEST, YOU
DON'T DIAGNOSE.**

**IF YOU DON'T DIAGNOSE, YOU
CAN'T INTERVENE.**

CHILDHOOD LEAD POISONING IS

100%

PREVENTABLE

**IF YOU DON'T TEST, YOU
DON'T DIAGNOSE.**

**IF YOU DON'T DIAGNOSE, YOU
CAN'T INTERVENE.**

2019 DES MOINES COUNTY IOWA LEAD REPORT CARD

2019 DES MOINES COUNTY IOWA LEAD REPORT CARD

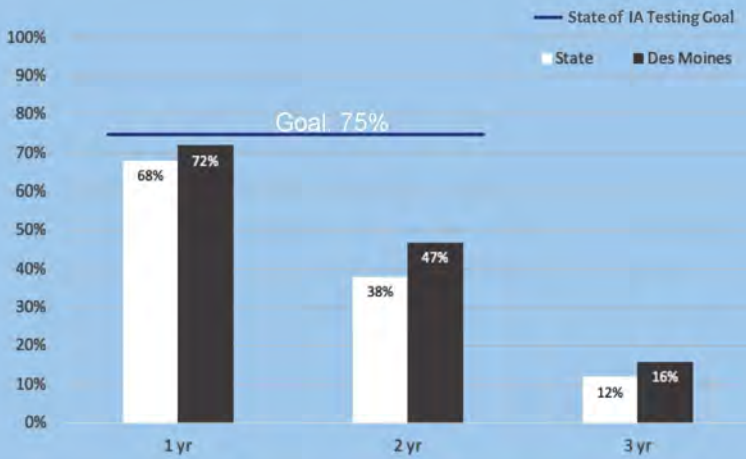
OF ALL DES MOINES COUNTY CHILDREN 0 TO 6 YEARS OLD ONLY

26.4%
WERE TESTED FOR LEAD

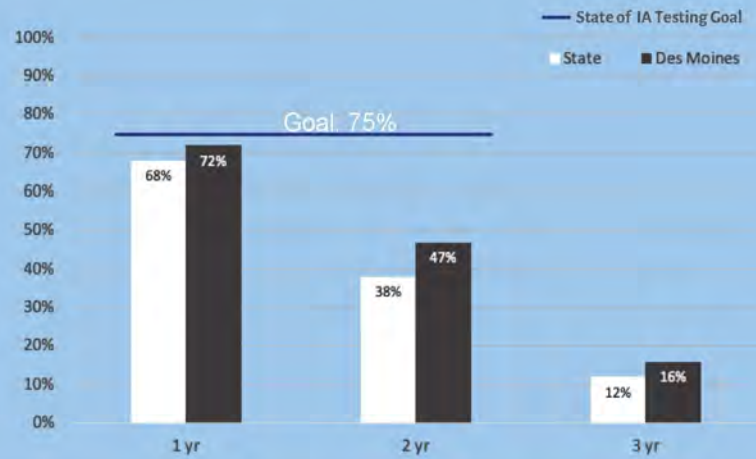
OF ALL DES MOINES COUNTY CHILDREN 0 TO 6 YEARS OLD ONLY

26.4%
WERE TESTED FOR LEAD

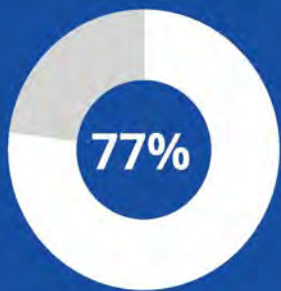
State vs County - Percent of Children Receiving a Blood Lead Test By Age



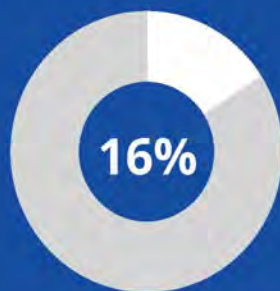
State vs County - Percent of Children Receiving a Blood Lead Test By Age



RISK FACTORS

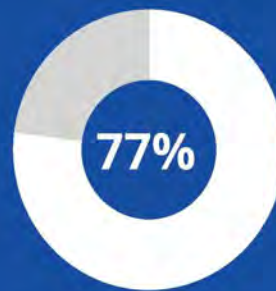


Pre-1979 Housing

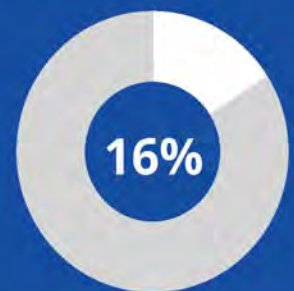


Population Below Poverty Level

RISK FACTORS



Pre-1979 Housing



Population Below Poverty Level

*Elevated Blood Lead Level is equal to or greater than 5 mcg/dL. <https://www.cdc.gov/nceh/lead/data/blood-lead-reference-value.htm>
References:
Iowa Department of Public Health. (2019). Iowa Public Health Tracking Portal. Retrieved from <https://tracking.idph.iowa.gov/>
State Library of Iowa. (2019). American Community Survey: Poverty status in the past 12 months.
State Library of Iowa. (2019). American Community Survey: Year structure built.

*Elevated Blood Lead Level is equal to or greater than 5 mcg/dL. <https://www.cdc.gov/nceh/lead/data/blood-lead-reference-value.htm>
References:
Iowa Department of Public Health. (2019). Iowa Public Health Tracking Portal. Retrieved from <https://tracking.idph.iowa.gov/>
State Library of Iowa. (2019). American Community Survey: Poverty status in the past 12 months.
State Library of Iowa. (2019). American Community Survey: Year structure built.

981 children under 6 had a confirmed elevated blood lead level above 5 µg/dL in Iowa in 2019



That is enough to fill 13.5 school buses

Iowa Public Health Tracking Portal. (2019). Children Tested. Retrieved from <https://tracking.idph.iowa.gov/Health/Lead-Poisoning/Annual-Blood-Lead-Testing-Children-Under-6/Children-Tested>

981 children under 6 had a confirmed elevated blood lead level above 5 µg/dL in Iowa in 2019



That is enough to fill 13.5 school buses

Iowa Public Health Tracking Portal. (2019). Children Tested. Retrieved from <https://tracking.idph.iowa.gov/Health/Lead-Poisoning/Annual-Blood-Lead-Testing-Children-Under-6/Children-Tested>

HEALTH IMPACTS



Damage to brain & nervous system



Slowed growth & development



Hearing & speech problems



Learning & behavior problems



Damage to brain & nervous system



Slowed growth & development



Hearing & speech problems



Learning & behavior problems

CHILDHOOD LEAD POISONING IS

100%

PREVENTABLE

**IF YOU DON'T TEST, YOU
DON'T DIAGNOSE.**

**IF YOU DON'T DIAGNOSE, YOU
CAN'T INTERVENE.**

CHILDHOOD LEAD POISONING IS

100%

PREVENTABLE

**IF YOU DON'T TEST, YOU
DON'T DIAGNOSE.**

**IF YOU DON'T DIAGNOSE, YOU
CAN'T INTERVENE.**

2019 DICKINSON COUNTY IOWA LEAD REPORT CARD

2019 DICKINSON COUNTY IOWA LEAD REPORT CARD

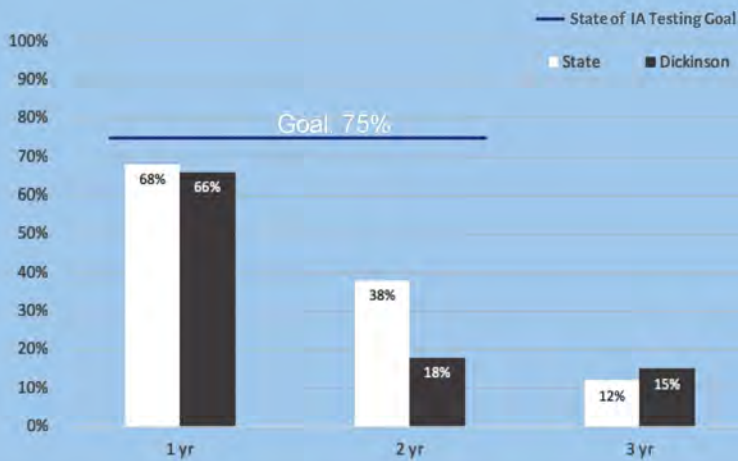
OF ALL DICKINSON COUNTY CHILDREN 0 TO 6 YEARS OLD ONLY

25.3%
WERE TESTED FOR LEAD

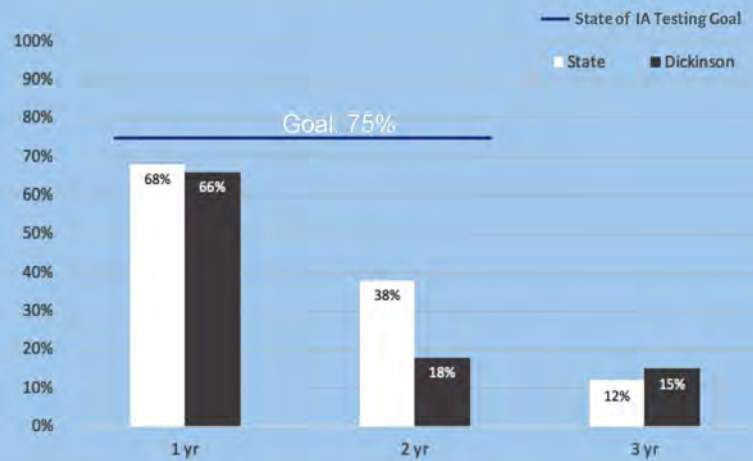
OF ALL DICKINSON COUNTY CHILDREN 0 TO 6 YEARS OLD ONLY

25.3%
WERE TESTED FOR LEAD

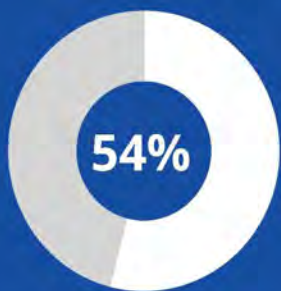
State vs County - Percent of Children Receiving a Blood Lead Test By Age



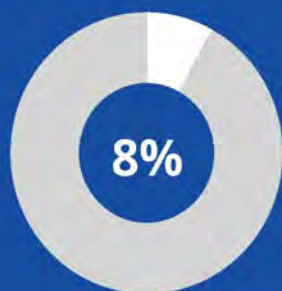
State vs County - Percent of Children Receiving a Blood Lead Test By Age



RISK FACTORS

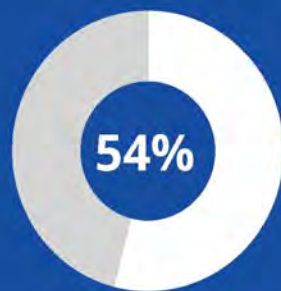


Pre-1979 Housing

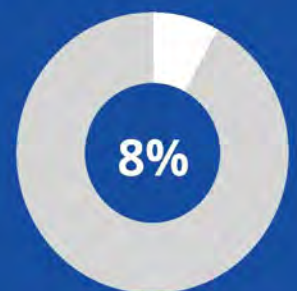


Population Below Poverty Level

RISK FACTORS



Pre-1979 Housing



Population Below Poverty Level

*Elevated Blood Lead Level is equal to or greater than 5 mcg/dL
<https://www.cdc.gov/nceh/lead/data/blood-lead-reference-value.htm>
 References:
 Iowa Department of Public Health. (2019). Iowa Public Health Tracking Portal. Retrieved from <https://tracking.idph.iowa.gov/>
 State Library of Iowa. (2019). American Community Survey: Poverty status in the past 12 months.
 State Library of Iowa. (2019). American Community Survey: Year structure built.

*Elevated Blood Lead Level is equal to or greater than 5 mcg/dL
<https://www.cdc.gov/nceh/lead/data/blood-lead-reference-value.htm>
 References:
 Iowa Department of Public Health. (2019). Iowa Public Health Tracking Portal. Retrieved from <https://tracking.idph.iowa.gov/>
 State Library of Iowa. (2019). American Community Survey: Poverty status in the past 12 months.
 State Library of Iowa. (2019). American Community Survey: Year structure built.

981 children under 6 had a confirmed elevated blood lead level above 5 µg/dL in Iowa in 2019



That is enough to fill 13.5 school buses

Iowa Public Health Tracking Portal. (2019). Children Tested. Retrieved from <https://tracking.idph.iowa.gov/Health/Lead-Poisoning/Annual-Blood-Lead-Testing-Children-Under-6/Children-Tested>

981 children under 6 had a confirmed elevated blood lead level above 5 µg/dL in Iowa in 2019



That is enough to fill 13.5 school buses

Iowa Public Health Tracking Portal. (2019). Children Tested. Retrieved from <https://tracking.idph.iowa.gov/Health/Lead-Poisoning/Annual-Blood-Lead-Testing-Children-Under-6/Children-Tested>

HEALTH IMPACTS



Damage to brain & nervous system



Slowed growth & development



Hearing & speech problems



Learning & behavior problems



Damage to brain & nervous system



Slowed growth & development



Hearing & speech problems



Learning & behavior problems

CHILDHOOD LEAD POISONING IS

100%

PREVENTABLE

**IF YOU DON'T TEST, YOU
DON'T DIAGNOSE.**

**IF YOU DON'T DIAGNOSE, YOU
CAN'T INTERVENE.**

CHILDHOOD LEAD POISONING IS

100%

PREVENTABLE

**IF YOU DON'T TEST, YOU
DON'T DIAGNOSE.**

**IF YOU DON'T DIAGNOSE, YOU
CAN'T INTERVENE.**

2019 DUBUQUE COUNTY IOWA LEAD REPORT CARD

2019 DUBUQUE COUNTY IOWA LEAD REPORT CARD

OF ALL DUBUQUE COUNTY CHILDREN 0 TO 6 YEARS OLD ONLY

21.0%

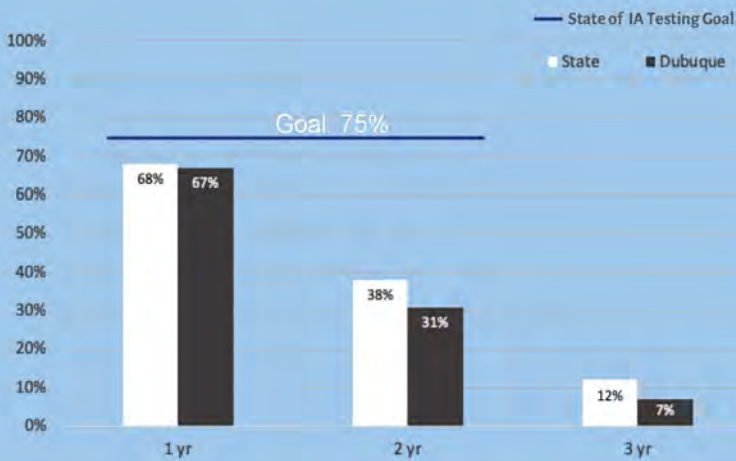
WERE TESTED FOR LEAD

OF ALL DUBUQUE COUNTY CHILDREN 0 TO 6 YEARS OLD ONLY

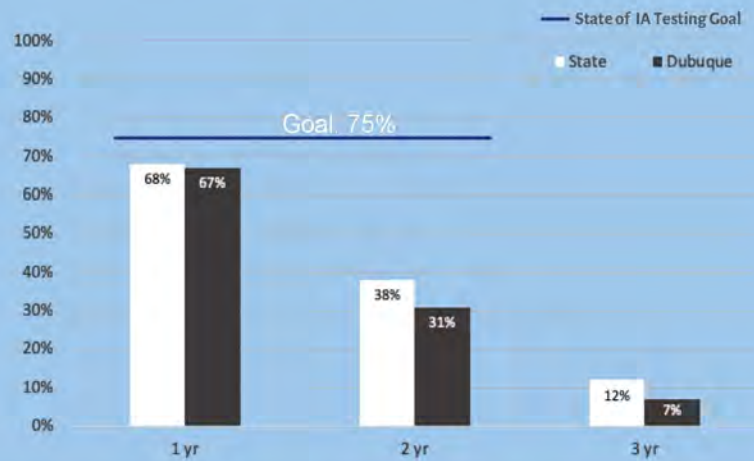
21.0%

WERE TESTED FOR LEAD

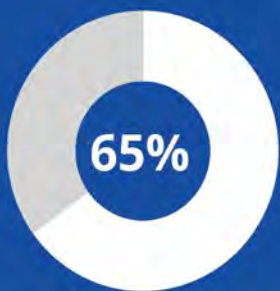
State vs County - Percent of Children Receiving a Blood Lead Test By Age



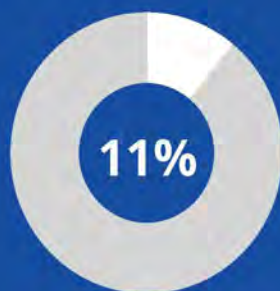
State vs County - Percent of Children Receiving a Blood Lead Test By Age



RISK FACTORS

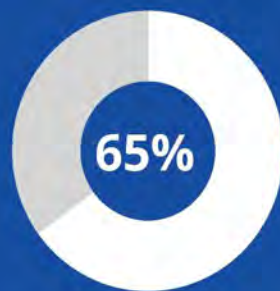


Pre-1979 Housing

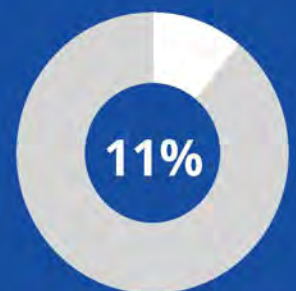


Population Below Poverty Level

RISK FACTORS



Pre-1979 Housing



Population Below Poverty Level

*Elevated Blood Lead Level is equal to or greater than 5 mcg/dL
<https://www.cdc.gov/nceh/lead/data/blood-lead-reference-value.htm>
 References:
 Iowa Department of Public Health. (2019). Iowa Public Health Tracking Portal. Retrieved from <https://tracking.idph.iowa.gov/>
 State Library of Iowa. (2019). American Community Survey: Poverty status in the past 12 months.
 State Library of Iowa. (2019). American Community Survey: Year structure built.

*Elevated Blood Lead Level is equal to or greater than 5 mcg/dL
<https://www.cdc.gov/nceh/lead/data/blood-lead-reference-value.htm>
 References:
 Iowa Department of Public Health. (2019). Iowa Public Health Tracking Portal. Retrieved from <https://tracking.idph.iowa.gov/>
 State Library of Iowa. (2019). American Community Survey: Poverty status in the past 12 months.
 State Library of Iowa. (2019). American Community Survey: Year structure built.

981 children under 6 had a confirmed elevated blood lead level above 5 µg/dL in Iowa in 2019



That is enough to fill 13.5 school buses

Iowa Public Health Tracking Portal. (2019). Children Tested. Retrieved from <https://tracking.idph.iowa.gov/Health/Lead-Poisoning/Annual-Blood-Lead-Testing-Children-Under-6/Children-Tested>

981 children under 6 had a confirmed elevated blood lead level above 5 µg/dL in Iowa in 2019



That is enough to fill 13.5 school buses

Iowa Public Health Tracking Portal. (2019). Children Tested. Retrieved from <https://tracking.idph.iowa.gov/Health/Lead-Poisoning/Annual-Blood-Lead-Testing-Children-Under-6/Children-Tested>

HEALTH IMPACTS



Damage to brain & nervous system



Slowed growth & development



Hearing & speech problems



Learning & behavior problems



Damage to brain & nervous system



Slowed growth & development



Hearing & speech problems



Learning & behavior problems

CHILDHOOD LEAD POISONING IS

100%

PREVENTABLE

**IF YOU DON'T TEST, YOU
DON'T DIAGNOSE.**

**IF YOU DON'T DIAGNOSE, YOU
CAN'T INTERVENE.**

CHILDHOOD LEAD POISONING IS

100%

PREVENTABLE

**IF YOU DON'T TEST, YOU
DON'T DIAGNOSE.**

**IF YOU DON'T DIAGNOSE, YOU
CAN'T INTERVENE.**

2019 EMMET COUNTY IOWA LEAD REPORT CARD

2019 EMMET COUNTY IOWA LEAD REPORT CARD

OF ALL EMMET COUNTY CHILDREN 0 TO 6 YEARS OLD ONLY

30.5%

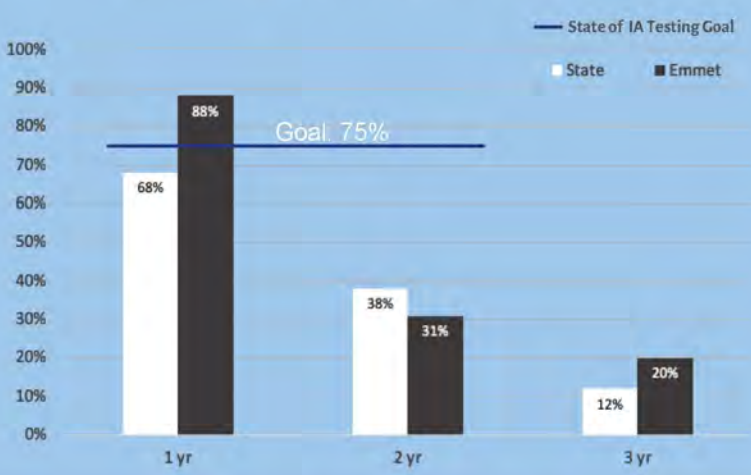
WERE TESTED FOR LEAD

OF ALL EMMET COUNTY CHILDREN 0 TO 6 YEARS OLD ONLY

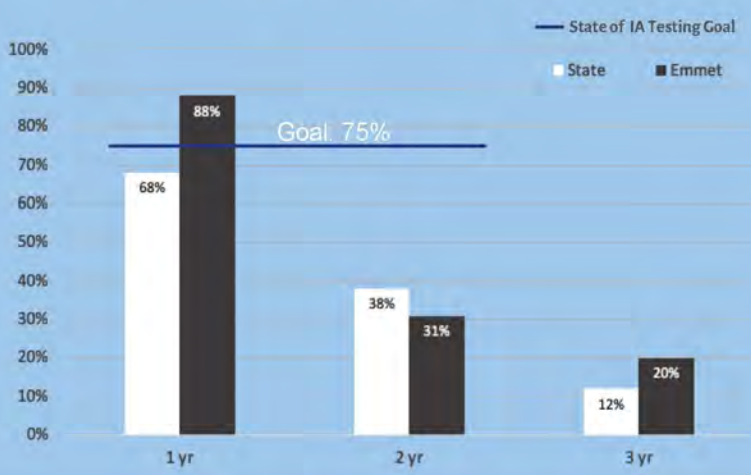
30.5%

WERE TESTED FOR LEAD

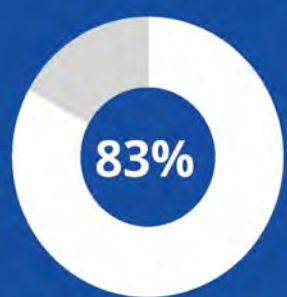
State vs County - Percent of Children Receiving a Blood Lead Test By Age



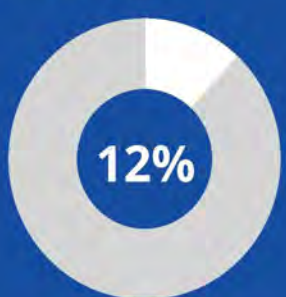
State vs County - Percent of Children Receiving a Blood Lead Test By Age



RISK FACTORS

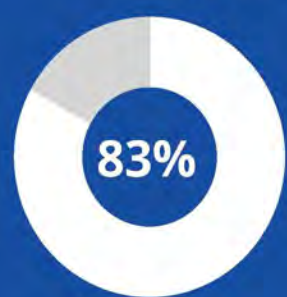


Pre-1979 Housing

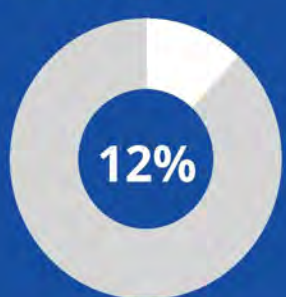


Population Below Poverty Level

RISK FACTORS



Pre-1979 Housing



Population Below Poverty Level

*Elevated Blood Lead Level is equal to or greater than 5 mcg/dL
<https://www.cdc.gov/nceh/lead/data/blood-lead-reference-value.htm>
 References:
 Iowa Department of Public Health. (2019). Iowa Public Health Tracking Portal. Retrieved from <https://tracking.idph.iowa.gov/>
 State Library of Iowa. (2019). American Community Survey: Poverty status in the past 12 months.
 State Library of Iowa. (2019). American Community Survey: Year structure built.



*Elevated Blood Lead Level is equal to or greater than 5 mcg/dL
<https://www.cdc.gov/nceh/lead/data/blood-lead-reference-value.htm>
 References:
 Iowa Department of Public Health. (2019). Iowa Public Health Tracking Portal. Retrieved from <https://tracking.idph.iowa.gov/>
 State Library of Iowa. (2019). American Community Survey: Poverty status in the past 12 months.
 State Library of Iowa. (2019). American Community Survey: Year structure built.



981 children under 6 had a confirmed elevated blood lead level above 5 µg/dL in Iowa in 2019



That is enough to fill 13.5 school buses

Iowa Public Health Tracking Portal. (2019). Children Tested. Retrieved from <https://tracking.idph.iowa.gov/Health/Lead-Poisoning/Annual-Blood-Lead-Testing-Children-Under-6/Children-Tested>

981 children under 6 had a confirmed elevated blood lead level above 5 µg/dL in Iowa in 2019



That is enough to fill 13.5 school buses

Iowa Public Health Tracking Portal. (2019). Children Tested. Retrieved from <https://tracking.idph.iowa.gov/Health/Lead-Poisoning/Annual-Blood-Lead-Testing-Children-Under-6/Children-Tested>

HEALTH IMPACTS



Damage to brain & nervous system



Slowed growth & development



Hearing & speech problems



Learning & behavior problems



Damage to brain & nervous system



Slowed growth & development



Hearing & speech problems



Learning & behavior problems

CHILDHOOD LEAD POISONING IS

100%

PREVENTABLE

**IF YOU DON'T TEST, YOU
DON'T DIAGNOSE.**

**IF YOU DON'T DIAGNOSE, YOU
CAN'T INTERVENE.**

CHILDHOOD LEAD POISONING IS

100%

PREVENTABLE

**IF YOU DON'T TEST, YOU
DON'T DIAGNOSE.**

**IF YOU DON'T DIAGNOSE, YOU
CAN'T INTERVENE.**

2019 FAYETTE COUNTY IOWA LEAD REPORT CARD

2019 FAYETTE COUNTY IOWA LEAD REPORT CARD

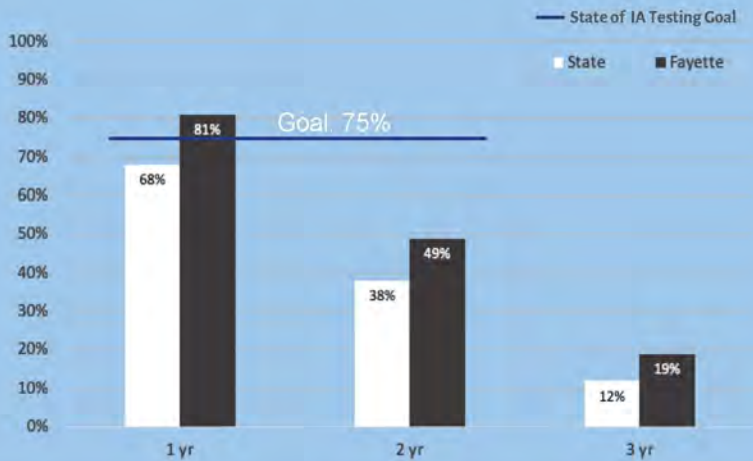
OF ALL FAYETTE COUNTY CHILDREN
0 TO 6 YEARS OLD ONLY

32.0%
WERE TESTED FOR LEAD

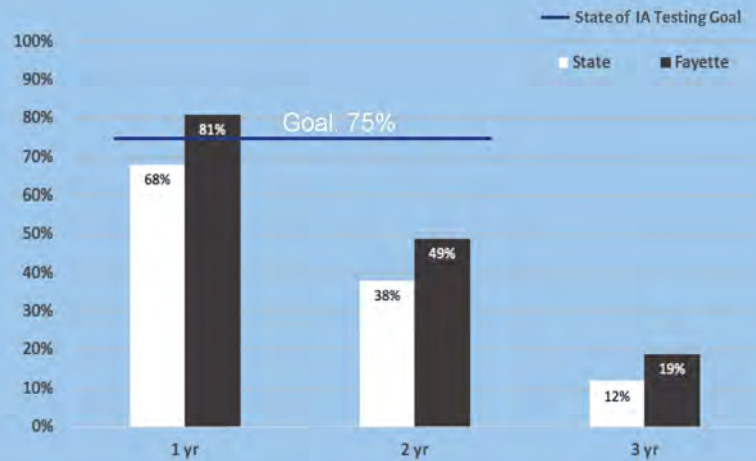
OF ALL FAYETTE COUNTY CHILDREN
0 TO 6 YEARS OLD ONLY

32.0%
WERE TESTED FOR LEAD

State vs County - Percent of Children Receiving a Blood Lead Test By Age



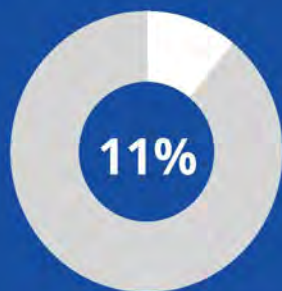
State vs County - Percent of Children Receiving a Blood Lead Test By Age



RISK FACTORS

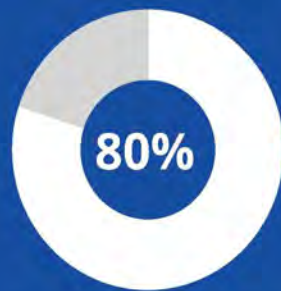


Pre-1979 Housing

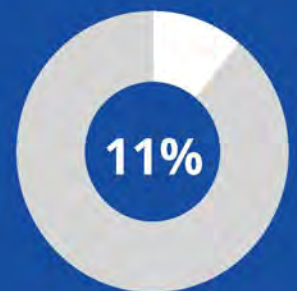


Population Below Poverty Level

RISK FACTORS



Pre-1979 Housing



Population Below Poverty Level

*Elevated Blood Lead Level is equal to or greater than 5 mcg/dL
<https://www.cdc.gov/nceh/lead/data/blood-lead-reference-value.htm>
 References:
 Iowa Department of Public Health. (2019). Iowa Public Health Tracking Portal. Retrieved from <https://tracking.idph.iowa.gov/>
 State Library of Iowa. (2019). American Community Survey: Poverty status in the past 12 months.
 State Library of Iowa. (2019). American Community Survey: Year structure built.

*Elevated Blood Lead Level is equal to or greater than 5 mcg/dL
<https://www.cdc.gov/nceh/lead/data/blood-lead-reference-value.htm>
 References:
 Iowa Department of Public Health. (2019). Iowa Public Health Tracking Portal. Retrieved from <https://tracking.idph.iowa.gov/>
 State Library of Iowa. (2019). American Community Survey: Poverty status in the past 12 months.
 State Library of Iowa. (2019). American Community Survey: Year structure built.

981 children under 6 had a confirmed elevated blood lead level above 5 µg/dL in Iowa in 2019



That is enough to fill 13.5 school buses

Iowa Public Health Tracking Portal. (2019). Children Tested. Retrieved from <https://tracking.idph.iowa.gov/Health/Lead-Poisoning/Annual-Blood-Lead-Testing-Children-Under-6/Children-Tested>

981 children under 6 had a confirmed elevated blood lead level above 5 µg/dL in Iowa in 2019



That is enough to fill 13.5 school buses

Iowa Public Health Tracking Portal. (2019). Children Tested. Retrieved from <https://tracking.idph.iowa.gov/Health/Lead-Poisoning/Annual-Blood-Lead-Testing-Children-Under-6/Children-Tested>

HEALTH IMPACTS



Damage to brain & nervous system



Slowed growth & development



Hearing & speech problems



Learning & behavior problems



Damage to brain & nervous system



Slowed growth & development



Hearing & speech problems



Learning & behavior problems

CHILDHOOD LEAD POISONING IS

100%

PREVENTABLE

**IF YOU DON'T TEST, YOU
DON'T DIAGNOSE.**

**IF YOU DON'T DIAGNOSE, YOU
CAN'T INTERVENE.**

CHILDHOOD LEAD POISONING IS

100%

PREVENTABLE

**IF YOU DON'T TEST, YOU
DON'T DIAGNOSE.**

**IF YOU DON'T DIAGNOSE, YOU
CAN'T INTERVENE.**

2019 FLOYD COUNTY IOWA LEAD REPORT CARD

2019 FLOYD COUNTY IOWA LEAD REPORT CARD

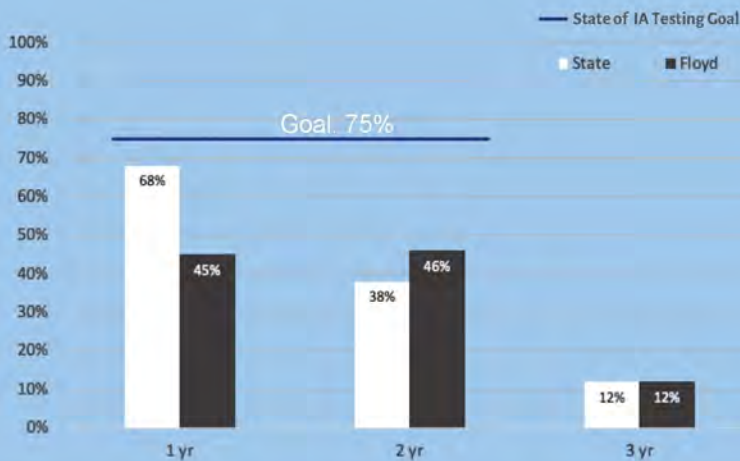
OF ALL FLOYD COUNTY CHILDREN 0 TO 6 YEARS OLD ONLY

20.5%
WERE TESTED FOR LEAD

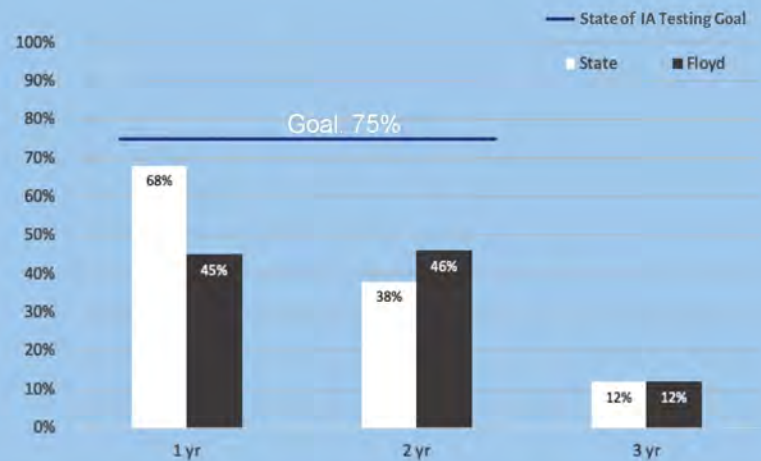
OF ALL FLOYD COUNTY CHILDREN 0 TO 6 YEARS OLD ONLY

20.5%
WERE TESTED FOR LEAD

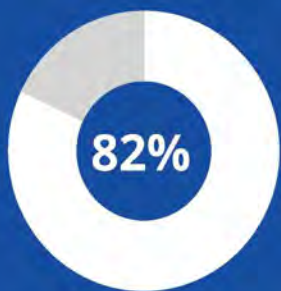
State vs County - Percent of Children Receiving a Blood Lead Test By Age



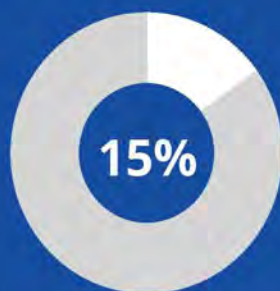
State vs County - Percent of Children Receiving a Blood Lead Test By Age



RISK FACTORS

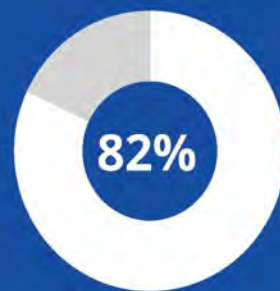


Pre-1979 Housing

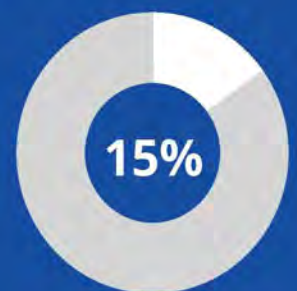


Population Below Poverty Level

RISK FACTORS



Pre-1979 Housing



Population Below Poverty Level

*Elevated Blood Lead Level is equal to or greater than 5 mcg/dL
<https://www.cdc.gov/nceh/lead/data/blood-lead-reference-value.htm>
 References:
 Iowa Department of Public Health. (2019). Iowa Public Health Tracking Portal. Retrieved from <https://tracking.idph.iowa.gov/>
 State Library of Iowa. (2019). American Community Survey: Poverty status in the past 12 months.
 State Library of Iowa. (2019). American Community Survey: Year structure built.

*Elevated Blood Lead Level is equal to or greater than 5 mcg/dL
<https://www.cdc.gov/nceh/lead/data/blood-lead-reference-value.htm>
 References:
 Iowa Department of Public Health. (2019). Iowa Public Health Tracking Portal. Retrieved from <https://tracking.idph.iowa.gov/>
 State Library of Iowa. (2019). American Community Survey: Poverty status in the past 12 months.
 State Library of Iowa. (2019). American Community Survey: Year structure built.

981 children under 6 had a confirmed elevated blood lead level above 5 µg/dL in Iowa in 2019



That is enough to fill 13.5 school buses

Iowa Public Health Tracking Portal. (2019). Children Tested. Retrieved from <https://tracking.idph.iowa.gov/Health/Lead-Poisoning/Annual-Blood-Lead-Testing-Children-Under-6/Children-Tested>

981 children under 6 had a confirmed elevated blood lead level above 5 µg/dL in Iowa in 2019



That is enough to fill 13.5 school buses

Iowa Public Health Tracking Portal. (2019). Children Tested. Retrieved from <https://tracking.idph.iowa.gov/Health/Lead-Poisoning/Annual-Blood-Lead-Testing-Children-Under-6/Children-Tested>

HEALTH IMPACTS



Damage to brain & nervous system



Slowed growth & development



Hearing & speech problems



Learning & behavior problems



Damage to brain & nervous system



Slowed growth & development



Hearing & speech problems



Learning & behavior problems

CHILDHOOD LEAD POISONING IS

100%

PREVENTABLE

**IF YOU DON'T TEST, YOU
DON'T DIAGNOSE.**

**IF YOU DON'T DIAGNOSE, YOU
CAN'T INTERVENE.**

CHILDHOOD LEAD POISONING IS

100%

PREVENTABLE

**IF YOU DON'T TEST, YOU
DON'T DIAGNOSE.**

**IF YOU DON'T DIAGNOSE, YOU
CAN'T INTERVENE.**

2019 FRANKLIN COUNTY IOWA LEAD REPORT CARD

2019 FRANKLIN COUNTY IOWA LEAD REPORT CARD

OF ALL FRANKLIN COUNTY CHILDREN 0 TO 6 YEARS OLD ONLY

22.7%

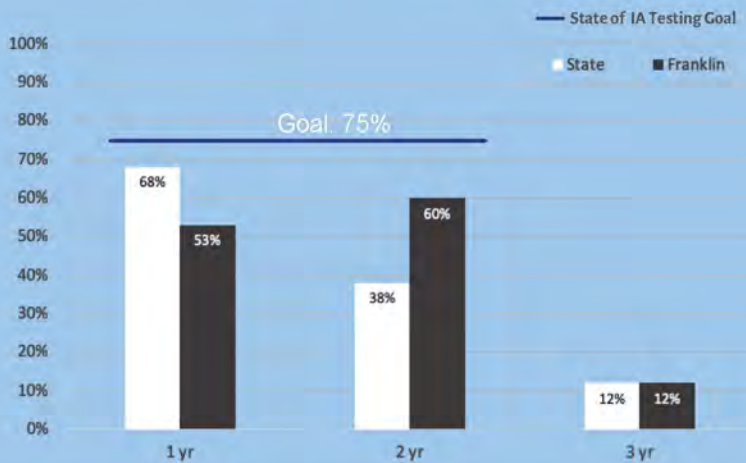
WERE TESTED FOR LEAD

OF ALL FRANKLIN COUNTY CHILDREN 0 TO 6 YEARS OLD ONLY

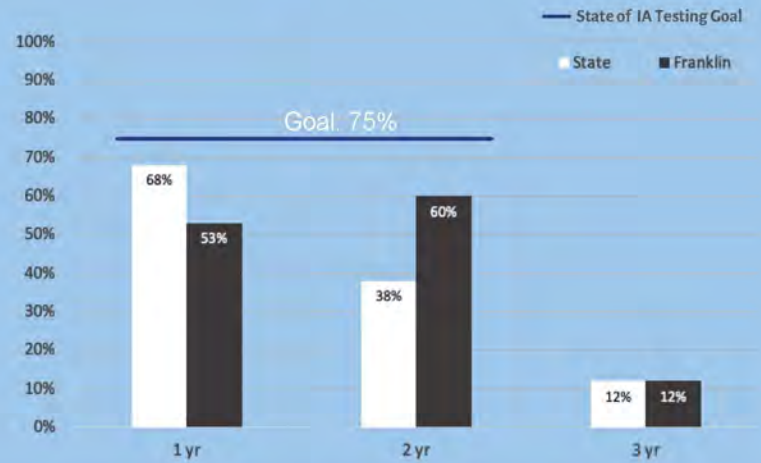
22.7%

WERE TESTED FOR LEAD

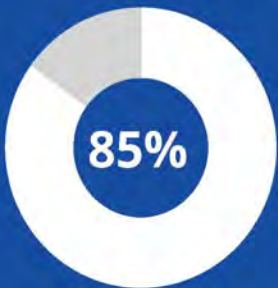
State vs County - Percent of Children Receiving a Blood Lead Test By Age



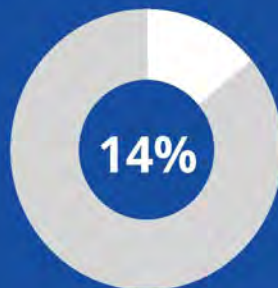
State vs County - Percent of Children Receiving a Blood Lead Test By Age



RISK FACTORS

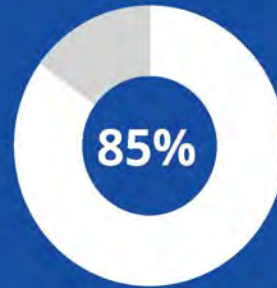


Pre-1979 Housing

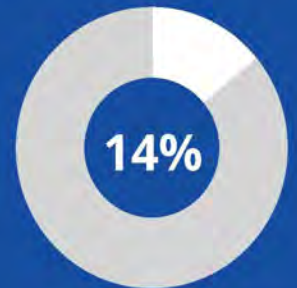


Population Below Poverty Level

RISK FACTORS



Pre-1979 Housing



Population Below Poverty Level

*Elevated Blood Lead Level is equal to or greater than 5 mcg/dL <https://www.cdc.gov/nceh/lead/data/blood-lead-reference-value.htm>
 References:
 Iowa Department of Public Health. (2019). Iowa Public Health Tracking Portal. Retrieved from <https://tracking.idph.iowa.gov/>
 State Library of Iowa. (2019). American Community Survey: Poverty status in the past 12 months.
 State Library of Iowa. (2019). American Community Survey: Year structure built.

*Elevated Blood Lead Level is equal to or greater than 5 mcg/dL <https://www.cdc.gov/nceh/lead/data/blood-lead-reference-value.htm>
 References:
 Iowa Department of Public Health. (2019). Iowa Public Health Tracking Portal. Retrieved from <https://tracking.idph.iowa.gov/>
 State Library of Iowa. (2019). American Community Survey: Poverty status in the past 12 months.
 State Library of Iowa. (2019). American Community Survey: Year structure built.

981 children under 6 had a confirmed elevated blood lead level above 5 µg/dL in Iowa in 2019



That is enough to fill 13.5 school buses

Iowa Public Health Tracking Portal. (2019). Children Tested. Retrieved from <https://tracking.idph.iowa.gov/Health/Lead-Poisoning/Annual-Blood-Lead-Testing-Children-Under-6/Children-Tested>

981 children under 6 had a confirmed elevated blood lead level above 5 µg/dL in Iowa in 2019



That is enough to fill 13.5 school buses

Iowa Public Health Tracking Portal. (2019). Children Tested. Retrieved from <https://tracking.idph.iowa.gov/Health/Lead-Poisoning/Annual-Blood-Lead-Testing-Children-Under-6/Children-Tested>

HEALTH IMPACTS



Damage to brain & nervous system



Slowed growth & development



Hearing & speech problems



Learning & behavior problems

HEALTH IMPACTS



Damage to brain & nervous system



Slowed growth & development



Hearing & speech problems



Learning & behavior problems

CHILDHOOD LEAD POISONING IS

100%

PREVENTABLE

**IF YOU DON'T TEST, YOU
DON'T DIAGNOSE.**

**IF YOU DON'T DIAGNOSE, YOU
CAN'T INTERVENE.**

CHILDHOOD LEAD POISONING IS

100%

PREVENTABLE

**IF YOU DON'T TEST, YOU
DON'T DIAGNOSE.**

**IF YOU DON'T DIAGNOSE, YOU
CAN'T INTERVENE.**

2019 FREMONT COUNTY IOWA LEAD REPORT CARD

2019 FREMONT COUNTY IOWA LEAD REPORT CARD

OF ALL FREMONT COUNTY CHILDREN 0 TO 6 YEARS OLD ONLY

18.6%

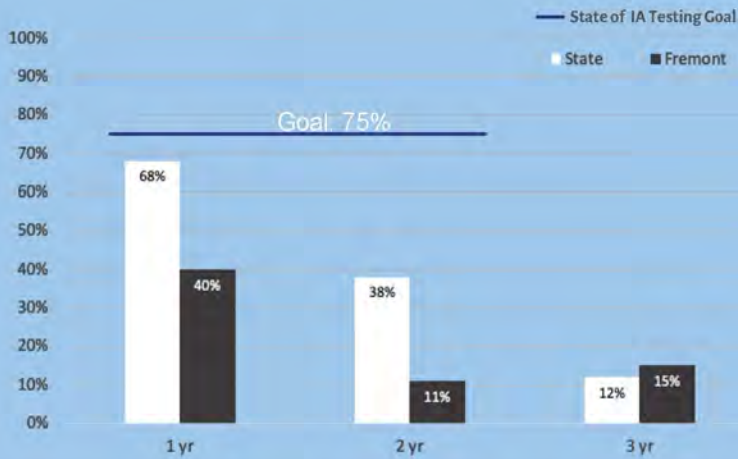
WERE TESTED FOR LEAD

OF ALL FREMONT COUNTY CHILDREN 0 TO 6 YEARS OLD ONLY

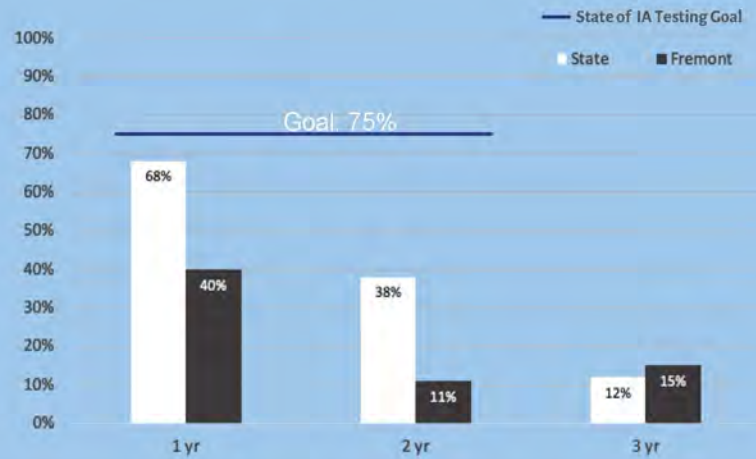
18.6%

WERE TESTED FOR LEAD

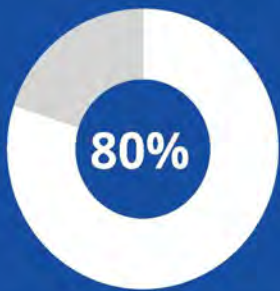
State vs County - Percent of Children Receiving a Blood Lead Test By Age



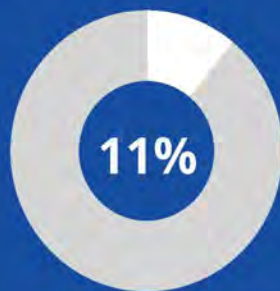
State vs County - Percent of Children Receiving a Blood Lead Test By Age



RISK FACTORS

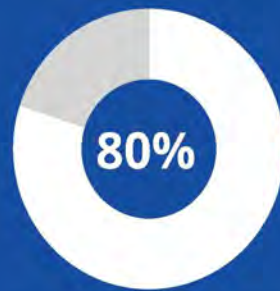


Pre-1979 Housing

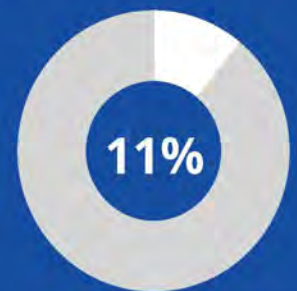


Population Below Poverty Level

RISK FACTORS



Pre-1979 Housing



Population Below Poverty Level

*Elevated Blood Lead Level is equal to or greater than 5 mcg/dL
<https://www.cdc.gov/nceh/lead/data/blood-lead-reference-value.htm>
 References:
 Iowa Department of Public Health. (2019). Iowa Public Health Tracking Portal. Retrieved from <https://tracking.idph.iowa.gov/>
 State Library of Iowa. (2019). American Community Survey: Poverty status in the past 12 months.
 State Library of Iowa. (2019). American Community Survey: Year structure built.



*Elevated Blood Lead Level is equal to or greater than 5 mcg/dL
<https://www.cdc.gov/nceh/lead/data/blood-lead-reference-value.htm>
 References:
 Iowa Department of Public Health. (2019). Iowa Public Health Tracking Portal. Retrieved from <https://tracking.idph.iowa.gov/>
 State Library of Iowa. (2019). American Community Survey: Poverty status in the past 12 months.
 State Library of Iowa. (2019). American Community Survey: Year structure built.



981 children under 6 had a confirmed elevated blood lead level above 5 µg/dL in Iowa in 2019



That is enough to fill 13.5 school buses

Iowa Public Health Tracking Portal. (2019). Children Tested. Retrieved from <https://tracking.idph.iowa.gov/Health/Lead-Poisoning/Annual-Blood-Lead-Testing-Children-Under-6/Children-Tested>

981 children under 6 had a confirmed elevated blood lead level above 5 µg/dL in Iowa in 2019



That is enough to fill 13.5 school buses

Iowa Public Health Tracking Portal. (2019). Children Tested. Retrieved from <https://tracking.idph.iowa.gov/Health/Lead-Poisoning/Annual-Blood-Lead-Testing-Children-Under-6/Children-Tested>

HEALTH IMPACTS



Damage to brain & nervous system



Slowed growth & development



Hearing & speech problems



Learning & behavior problems



Damage to brain & nervous system



Slowed growth & development



Hearing & speech problems



Learning & behavior problems

CHILDHOOD LEAD POISONING IS

100%

PREVENTABLE

**IF YOU DON'T TEST, YOU
DON'T DIAGNOSE.**

**IF YOU DON'T DIAGNOSE, YOU
CAN'T INTERVENE.**

CHILDHOOD LEAD POISONING IS

100%

PREVENTABLE

**IF YOU DON'T TEST, YOU
DON'T DIAGNOSE.**

**IF YOU DON'T DIAGNOSE, YOU
CAN'T INTERVENE.**

2019 GREENE COUNTY IOWA LEAD REPORT CARD

2019 GREENE COUNTY IOWA LEAD REPORT CARD

OF ALL GREENE COUNTY CHILDREN 0 TO 6 YEARS OLD ONLY

29.0%

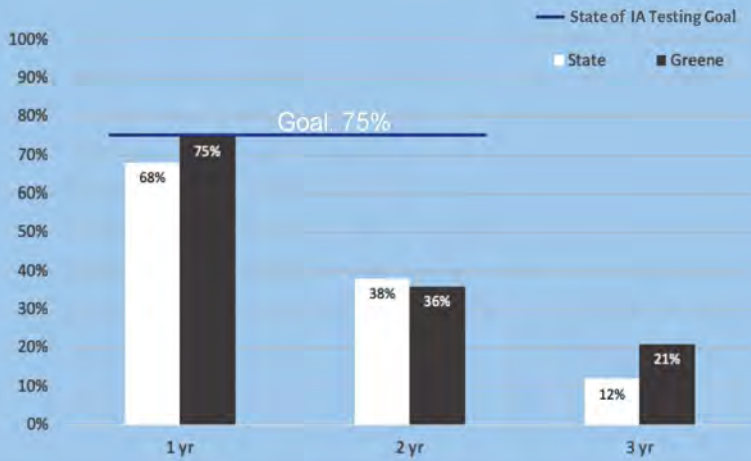
WERE TESTED FOR LEAD

OF ALL GREENE COUNTY CHILDREN 0 TO 6 YEARS OLD ONLY

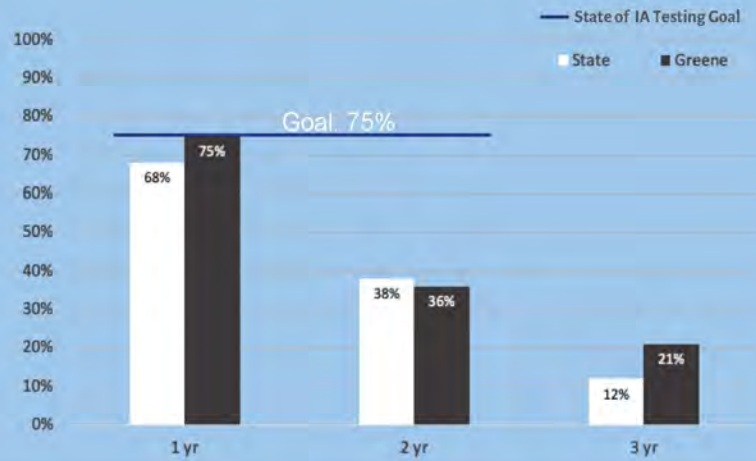
29.0%

WERE TESTED FOR LEAD

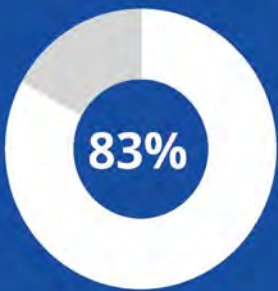
State vs County - Percent of Children Receiving a Blood Lead Test By Age



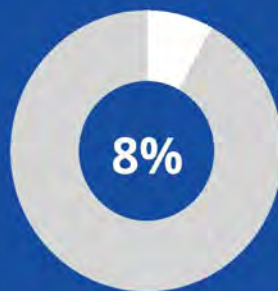
State vs County - Percent of Children Receiving a Blood Lead Test By Age



RISK FACTORS

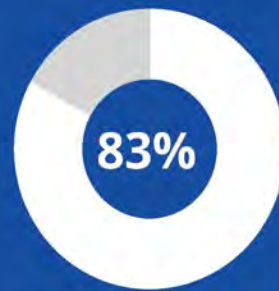


Pre-1979 Housing

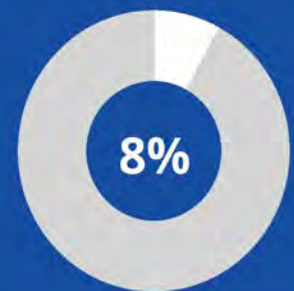


Population Below Poverty Level

RISK FACTORS



Pre-1979 Housing



Population Below Poverty Level

*Elevated Blood Lead Level is equal to or greater than 5 mcg/dL
<https://www.cdc.gov/nceh/lead/data/blood-lead-reference-value.htm>
 References:
 Iowa Department of Public Health. (2019). Iowa Public Health Tracking Portal. Retrieved from <https://tracking.idph.iowa.gov/>
 State Library of Iowa. (2019). American Community Survey: Poverty status in the past 12 months.
 State Library of Iowa. (2019). American Community Survey: Year structure built.



*Elevated Blood Lead Level is equal to or greater than 5 mcg/dL
<https://www.cdc.gov/nceh/lead/data/blood-lead-reference-value.htm>
 References:
 Iowa Department of Public Health. (2019). Iowa Public Health Tracking Portal. Retrieved from <https://tracking.idph.iowa.gov/>
 State Library of Iowa. (2019). American Community Survey: Poverty status in the past 12 months.
 State Library of Iowa. (2019). American Community Survey: Year structure built.



981 children under 6 had a confirmed elevated blood lead level above 5 µg/dL in Iowa in 2019



That is enough to fill 13.5 school buses

Iowa Public Health Tracking Portal. (2019). Children Tested. Retrieved from <https://tracking.idph.iowa.gov/Health/Lead-Poisoning/Annual-Blood-Lead-Testing-Children-Under-6/Children-Tested>

981 children under 6 had a confirmed elevated blood lead level above 5 µg/dL in Iowa in 2019



That is enough to fill 13.5 school buses

Iowa Public Health Tracking Portal. (2019). Children Tested. Retrieved from <https://tracking.idph.iowa.gov/Health/Lead-Poisoning/Annual-Blood-Lead-Testing-Children-Under-6/Children-Tested>

HEALTH IMPACTS



Damage to brain & nervous system



Slowed growth & development



Hearing & speech problems



Learning & behavior problems



Damage to brain & nervous system



Slowed growth & development



Hearing & speech problems



Learning & behavior problems

CHILDHOOD LEAD POISONING IS

100%

PREVENTABLE

**IF YOU DON'T TEST, YOU
DON'T DIAGNOSE.**

**IF YOU DON'T DIAGNOSE, YOU
CAN'T INTERVENE.**

CHILDHOOD LEAD POISONING IS

100%

PREVENTABLE

**IF YOU DON'T TEST, YOU
DON'T DIAGNOSE.**

**IF YOU DON'T DIAGNOSE, YOU
CAN'T INTERVENE.**

2019 GRUNDY COUNTY IOWA LEAD REPORT CARD

2019 GRUNDY COUNTY IOWA LEAD REPORT CARD

OF ALL GRUNDY COUNTY CHILDREN 0 TO 6 YEARS OLD ONLY

29.2%

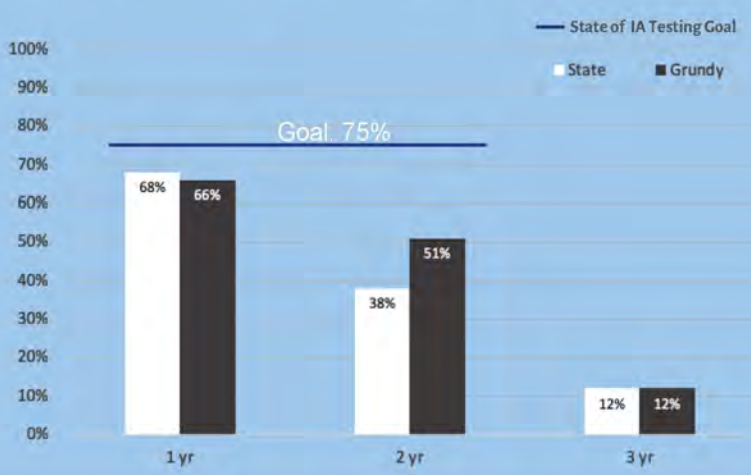
WERE TESTED FOR LEAD

OF ALL GRUNDY COUNTY CHILDREN 0 TO 6 YEARS OLD ONLY

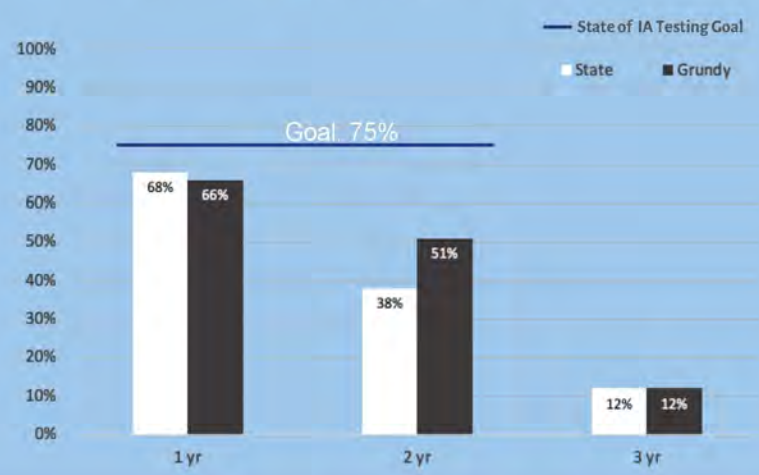
29.2%

WERE TESTED FOR LEAD

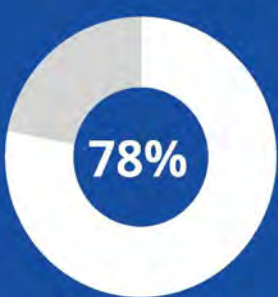
State vs County - Percent of Children Receiving a Blood Lead Test By Age



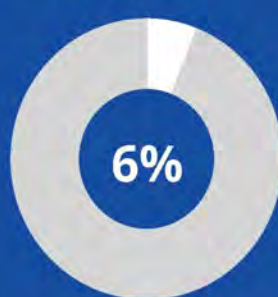
State vs County - Percent of Children Receiving a Blood Lead Test By Age



RISK FACTORS

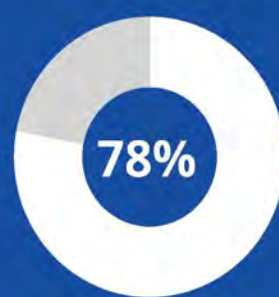


Pre-1979 Housing

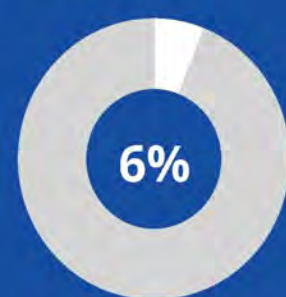


Population Below Poverty Level

RISK FACTORS



Pre-1979 Housing



Population Below Poverty Level

*Elevated Blood Lead Level is equal to or greater than 5 mcg/dL
<https://www.cdc.gov/nceh/lead/data/blood-lead-reference-value.htm>
 References:
 Iowa Department of Public Health. (2019). Iowa Public Health Tracking Portal. Retrieved from <https://tracking.idph.iowa.gov/>
 State Library of Iowa. (2019). American Community Survey: Poverty status in the past 12 months.
 State Library of Iowa. (2019). American Community Survey: Year structure built.



*Elevated Blood Lead Level is equal to or greater than 5 mcg/dL
<https://www.cdc.gov/nceh/lead/data/blood-lead-reference-value.htm>
 References:
 Iowa Department of Public Health. (2019). Iowa Public Health Tracking Portal. Retrieved from <https://tracking.idph.iowa.gov/>
 State Library of Iowa. (2019). American Community Survey: Poverty status in the past 12 months.
 State Library of Iowa. (2019). American Community Survey: Year structure built.



981 children under 6 had a confirmed elevated blood lead level above 5 µg/dL in Iowa in 2019



That is enough to fill 13.5 school buses

Iowa Public Health Tracking Portal. (2019). Children Tested. Retrieved from <https://tracking.idph.iowa.gov/Health/Lead-Poisoning/Annual-Blood-Lead-Testing-Children-Under-6/Children-Tested>

981 children under 6 had a confirmed elevated blood lead level above 5 µg/dL in Iowa in 2019



That is enough to fill 13.5 school buses

Iowa Public Health Tracking Portal. (2019). Children Tested. Retrieved from <https://tracking.idph.iowa.gov/Health/Lead-Poisoning/Annual-Blood-Lead-Testing-Children-Under-6/Children-Tested>

HEALTH IMPACTS



Damage to brain & nervous system



Slowed growth & development



Hearing & speech problems



Learning & behavior problems



Damage to brain & nervous system



Slowed growth & development



Hearing & speech problems



Learning & behavior problems

CHILDHOOD LEAD POISONING IS

100%

PREVENTABLE

**IF YOU DON'T TEST, YOU
DON'T DIAGNOSE.**

**IF YOU DON'T DIAGNOSE, YOU
CAN'T INTERVENE.**

CHILDHOOD LEAD POISONING IS

100%

PREVENTABLE

**IF YOU DON'T TEST, YOU
DON'T DIAGNOSE.**

**IF YOU DON'T DIAGNOSE, YOU
CAN'T INTERVENE.**

2019 GUTHRIE COUNTY IOWA LEAD REPORT CARD

2019 GUTHRIE COUNTY IOWA LEAD REPORT CARD

OF ALL GUTHRIE COUNTY CHILDREN 0 TO 6 YEARS OLD ONLY

26.4%

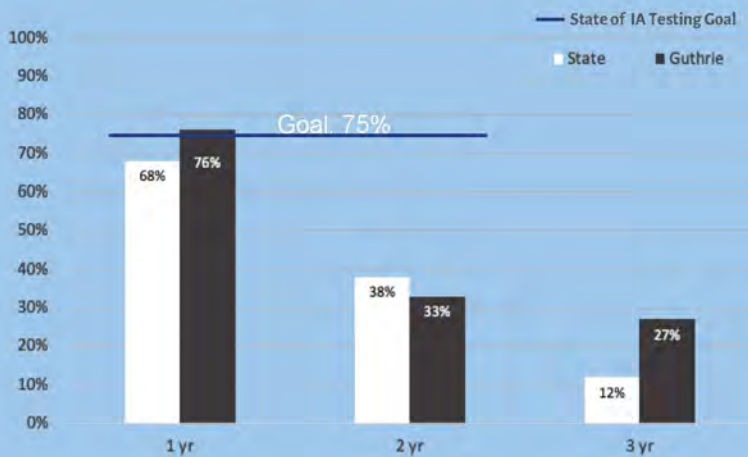
WERE TESTED FOR LEAD

OF ALL GUTHRIE COUNTY CHILDREN 0 TO 6 YEARS OLD ONLY

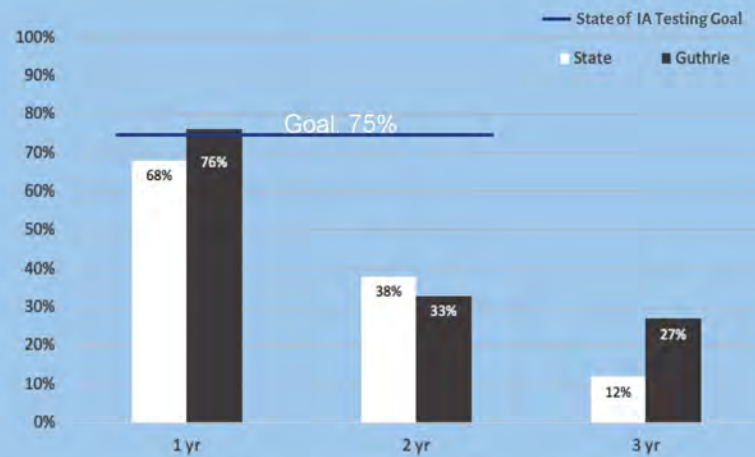
26.4%

WERE TESTED FOR LEAD

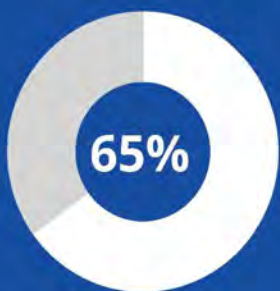
State vs County - Percent of Children Receiving a Blood Lead Test By Age



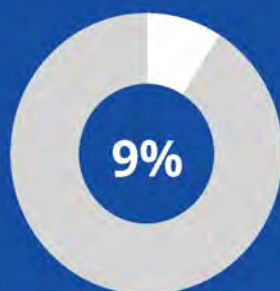
State vs County - Percent of Children Receiving a Blood Lead Test By Age



RISK FACTORS

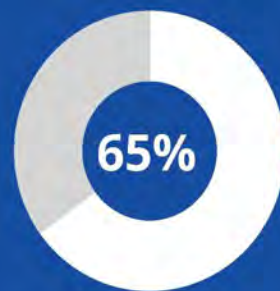


Pre-1979 Housing

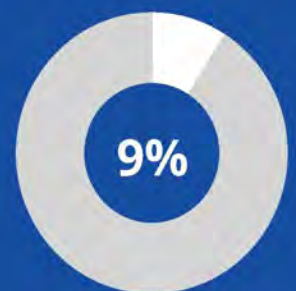


Population Below Poverty Level

RISK FACTORS



Pre-1979 Housing



Population Below Poverty Level

*Elevated Blood Lead Level is equal to or greater than 5 mcg/dL.
<https://www.cdc.gov/nceh/lead/data/blood-lead-reference-value.htm>
 References:
 Iowa Department of Public Health. (2019). Iowa Public Health Tracking Portal. Retrieved from <https://tracking.idph.iowa.gov/>
 State Library of Iowa. (2019). American Community Survey; Poverty status in the past 12 months.
 State Library of Iowa. (2019). American Community Survey; Year structure built.

*Elevated Blood Lead Level is equal to or greater than 5 mcg/dL.
<https://www.cdc.gov/nceh/lead/data/blood-lead-reference-value.htm>
 References:
 Iowa Department of Public Health. (2019). Iowa Public Health Tracking Portal. Retrieved from <https://tracking.idph.iowa.gov/>
 State Library of Iowa. (2019). American Community Survey; Poverty status in the past 12 months.
 State Library of Iowa. (2019). American Community Survey; Year structure built.

981 children under 6 had a confirmed elevated blood lead level above 5 µg/dL in Iowa in 2019



That is enough to fill 13.5 school buses

Iowa Public Health Tracking Portal. (2019). Children Tested. Retrieved from <https://tracking.idph.iowa.gov/Health/Lead-Poisoning/Annual-Blood-Lead-Testing-Children-Under-6/Children-Tested>

981 children under 6 had a confirmed elevated blood lead level above 5 µg/dL in Iowa in 2019



That is enough to fill 13.5 school buses

Iowa Public Health Tracking Portal. (2019). Children Tested. Retrieved from <https://tracking.idph.iowa.gov/Health/Lead-Poisoning/Annual-Blood-Lead-Testing-Children-Under-6/Children-Tested>

HEALTH IMPACTS



Damage to brain & nervous system



Slowed growth & development



Hearing & speech problems



Learning & behavior problems



Damage to brain & nervous system



Slowed growth & development



Hearing & speech problems



Learning & behavior problems

CHILDHOOD LEAD POISONING IS

100%

PREVENTABLE

**IF YOU DON'T TEST, YOU
DON'T DIAGNOSE.**

**IF YOU DON'T DIAGNOSE, YOU
CAN'T INTERVENE.**

CHILDHOOD LEAD POISONING IS

100%

PREVENTABLE

**IF YOU DON'T TEST, YOU
DON'T DIAGNOSE.**

**IF YOU DON'T DIAGNOSE, YOU
CAN'T INTERVENE.**

2019 HAMILTON COUNTY IOWA LEAD REPORT CARD

2019 HAMILTON COUNTY IOWA LEAD REPORT CARD

OF ALL HAMILTON COUNTY CHILDREN 0 TO 6 YEARS OLD ONLY

35.0%

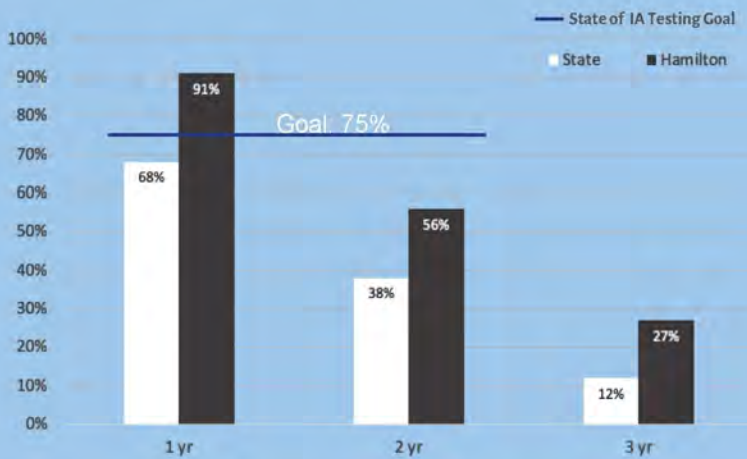
WERE TESTED FOR LEAD

OF ALL HAMILTON COUNTY CHILDREN 0 TO 6 YEARS OLD ONLY

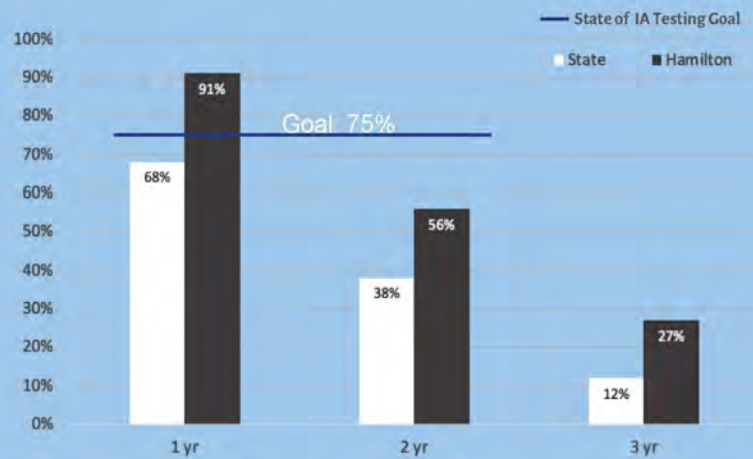
35.0%

WERE TESTED FOR LEAD

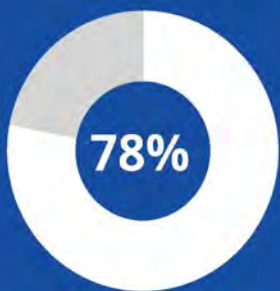
State vs County - Percent of Children Receiving a Blood Lead Test By Age



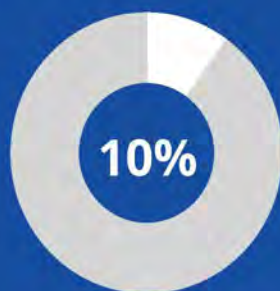
State vs County - Percent of Children Receiving a Blood Lead Test By Age



RISK FACTORS

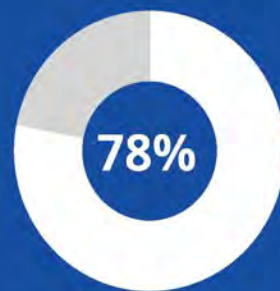


Pre-1979 Housing

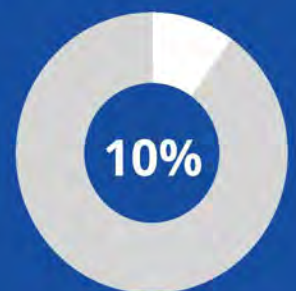


Population Below Poverty Level

RISK FACTORS



Pre-1979 Housing



Population Below Poverty Level

*Elevated Blood Lead Level is equal to or greater than 5 mcg/dL
<https://www.cdc.gov/nceh/lead/data/blood-lead-reference-value.htm>
 References:
 Iowa Department of Public Health. (2019). Iowa Public Health Tracking Portal. Retrieved from <https://tracking.idph.iowa.gov/>
 State Library of Iowa. (2019). American Community Survey: Poverty status in the past 12 months.
 State Library of Iowa. (2019). American Community Survey: Year structure built.



*Elevated Blood Lead Level is equal to or greater than 5 mcg/dL
<https://www.cdc.gov/nceh/lead/data/blood-lead-reference-value.htm>
 References:
 Iowa Department of Public Health. (2019). Iowa Public Health Tracking Portal. Retrieved from <https://tracking.idph.iowa.gov/>
 State Library of Iowa. (2019). American Community Survey: Poverty status in the past 12 months.
 State Library of Iowa. (2019). American Community Survey: Year structure built.



981 children under 6 had a confirmed elevated blood lead level above 5 µg/dL in Iowa in 2019



That is enough to fill 13.5 school buses

Iowa Public Health Tracking Portal. (2019). Children Tested. Retrieved from <https://tracking.idph.iowa.gov/Health/Lead-Poisoning/Annual-Blood-Lead-Testing-Children-Under-6/Children-Tested>

981 children under 6 had a confirmed elevated blood lead level above 5 µg/dL in Iowa in 2019



That is enough to fill 13.5 school buses

Iowa Public Health Tracking Portal. (2019). Children Tested. Retrieved from <https://tracking.idph.iowa.gov/Health/Lead-Poisoning/Annual-Blood-Lead-Testing-Children-Under-6/Children-Tested>

HEALTH IMPACTS



Damage to brain & nervous system



Slowed growth & development



Hearing & speech problems



Learning & behavior problems



Damage to brain & nervous system



Slowed growth & development



Hearing & speech problems



Learning & behavior problems

CHILDHOOD LEAD POISONING IS

100%

PREVENTABLE

**IF YOU DON'T TEST, YOU
DON'T DIAGNOSE.**

**IF YOU DON'T DIAGNOSE, YOU
CAN'T INTERVENE.**

CHILDHOOD LEAD POISONING IS

100%

PREVENTABLE

**IF YOU DON'T TEST, YOU
DON'T DIAGNOSE.**

**IF YOU DON'T DIAGNOSE, YOU
CAN'T INTERVENE.**

2019 HANCOCK COUNTY IOWA LEAD REPORT CARD

2019 HANCOCK COUNTY IOWA LEAD REPORT CARD

OF ALL HANCOCK COUNTY CHILDREN 0 TO 6 YEARS OLD ONLY

21.7%

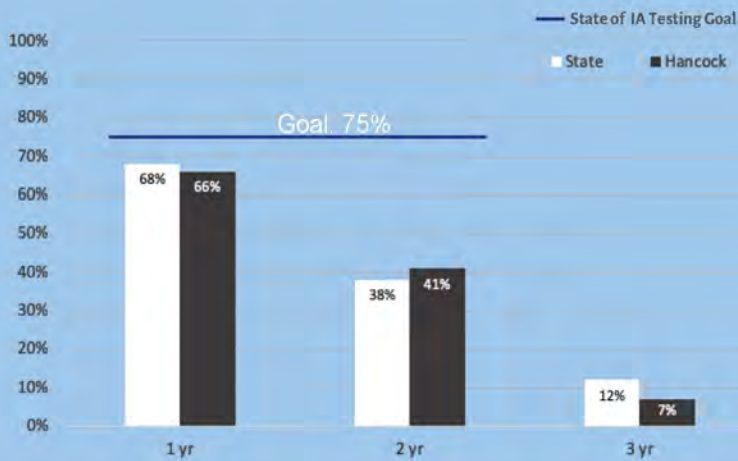
WERE TESTED FOR LEAD

OF ALL HANCOCK COUNTY CHILDREN 0 TO 6 YEARS OLD ONLY

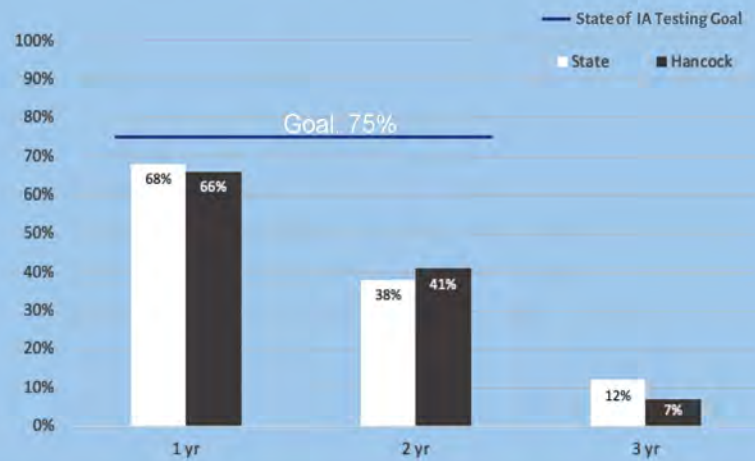
21.7%

WERE TESTED FOR LEAD

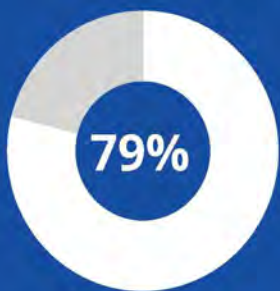
State vs County - Percent of Children Receiving a Blood Lead Test By Age



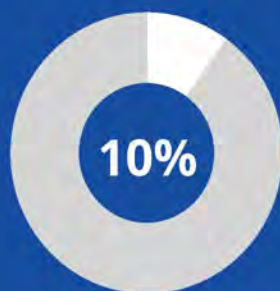
State vs County - Percent of Children Receiving a Blood Lead Test By Age



RISK FACTORS

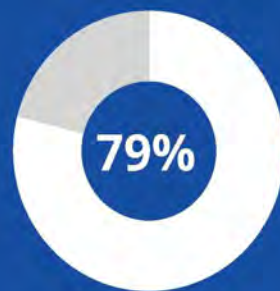


Pre-1979 Housing

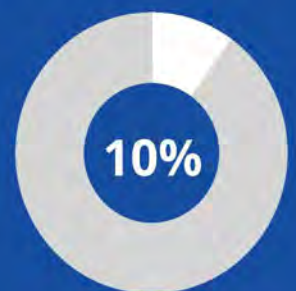


Population Below Poverty Level

RISK FACTORS



Pre-1979 Housing



Population Below Poverty Level

*Elevated Blood Lead Level is equal to or greater than 5 mcg/dL
<https://www.cdc.gov/nceh/lead/data/blood-lead-reference-value.htm>
 References:
 Iowa Department of Public Health. (2019). Iowa Public Health Tracking Portal. Retrieved from <https://tracking.idph.iowa.gov/>
 State Library of Iowa. (2019). American Community Survey: Poverty status in the past 12 months.
 State Library of Iowa. (2019). American Community Survey: Year structure built.



*Elevated Blood Lead Level is equal to or greater than 5 mcg/dL
<https://www.cdc.gov/nceh/lead/data/blood-lead-reference-value.htm>
 References:
 Iowa Department of Public Health. (2019). Iowa Public Health Tracking Portal. Retrieved from <https://tracking.idph.iowa.gov/>
 State Library of Iowa. (2019). American Community Survey: Poverty status in the past 12 months.
 State Library of Iowa. (2019). American Community Survey: Year structure built.



981 children under 6 had a confirmed elevated blood lead level above 5 µg/dL in Iowa in 2019



That is enough to fill 13.5 school buses

Iowa Public Health Tracking Portal. (2019). Children Tested. Retrieved from <https://tracking.idph.iowa.gov/Health/Lead-Poisoning/Annual-Blood-Lead-Testing-Children-Under-6/Children-Tested>

981 children under 6 had a confirmed elevated blood lead level above 5 µg/dL in Iowa in 2019



That is enough to fill 13.5 school buses

Iowa Public Health Tracking Portal. (2019). Children Tested. Retrieved from <https://tracking.idph.iowa.gov/Health/Lead-Poisoning/Annual-Blood-Lead-Testing-Children-Under-6/Children-Tested>

HEALTH IMPACTS



Damage to brain & nervous system



Slowed growth & development



Hearing & speech problems



Learning & behavior problems



Damage to brain & nervous system



Slowed growth & development



Hearing & speech problems



Learning & behavior problems

CHILDHOOD LEAD POISONING IS

100%

PREVENTABLE

**IF YOU DON'T TEST, YOU
DON'T DIAGNOSE.**

**IF YOU DON'T DIAGNOSE, YOU
CAN'T INTERVENE.**

CHILDHOOD LEAD POISONING IS

100%

PREVENTABLE

**IF YOU DON'T TEST, YOU
DON'T DIAGNOSE.**

**IF YOU DON'T DIAGNOSE, YOU
CAN'T INTERVENE.**

2019 HARDIN COUNTY IOWA LEAD REPORT CARD

2019 HARDIN COUNTY IOWA LEAD REPORT CARD

OF ALL HARDIN COUNTY CHILDREN 0 TO 6 YEARS OLD ONLY

27.1%

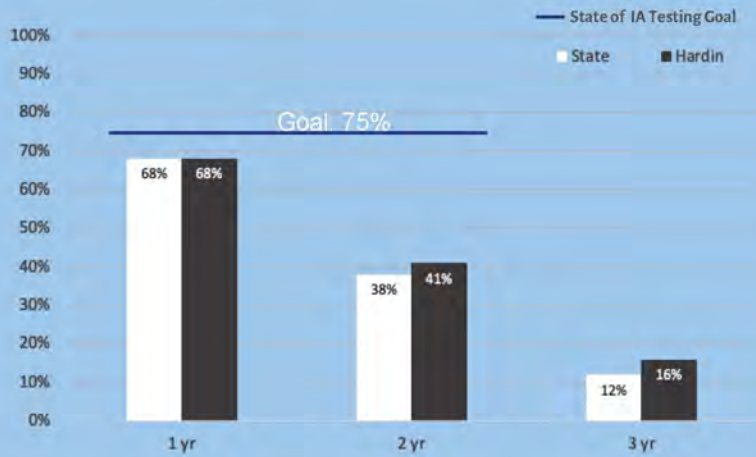
WERE TESTED FOR LEAD

OF ALL HARDIN COUNTY CHILDREN 0 TO 6 YEARS OLD ONLY

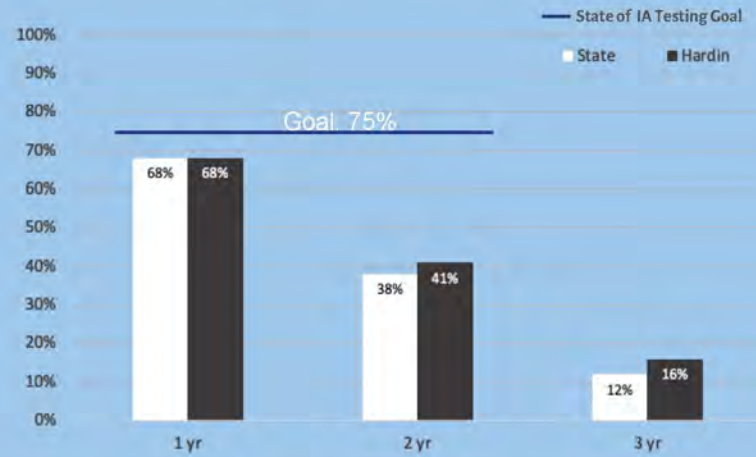
27.1%

WERE TESTED FOR LEAD

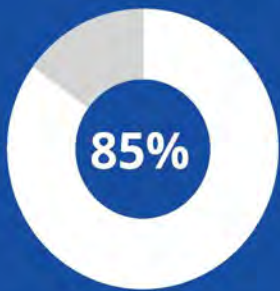
State vs County - Percent of Children Receiving a Blood Lead Test By Age



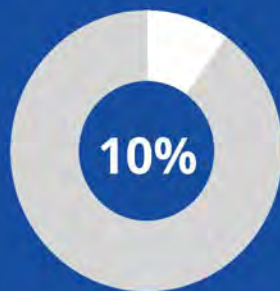
State vs County - Percent of Children Receiving a Blood Lead Test By Age



RISK FACTORS

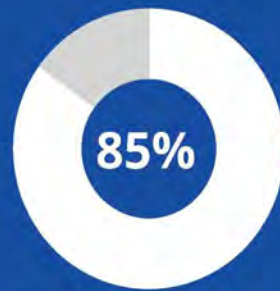


Pre-1979 Housing

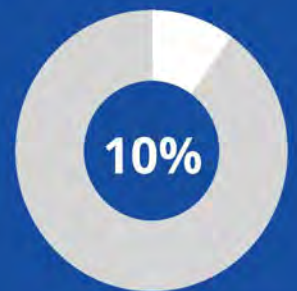


Population Below Poverty Level

RISK FACTORS



Pre-1979 Housing



Population Below Poverty Level

*Elevated Blood Lead Level is equal to or greater than 5 mcg/dL
<https://www.cdc.gov/nceh/lead/data/blood-lead-reference-value.htm>
 References:
 Iowa Department of Public Health. (2019). Iowa Public Health Tracking Portal. Retrieved from <https://tracking.idph.iowa.gov/>
 State Library of Iowa. (2019). American Community Survey: Poverty status in the past 12 months.
 State Library of Iowa. (2019). American Community Survey: Year structure built.

*Elevated Blood Lead Level is equal to or greater than 5 mcg/dL
<https://www.cdc.gov/nceh/lead/data/blood-lead-reference-value.htm>
 References:
 Iowa Department of Public Health. (2019). Iowa Public Health Tracking Portal. Retrieved from <https://tracking.idph.iowa.gov/>
 State Library of Iowa. (2019). American Community Survey: Poverty status in the past 12 months.
 State Library of Iowa. (2019). American Community Survey: Year structure built.

981 children under 6 had a confirmed elevated blood lead level above 5 µg/dL in Iowa in 2019



That is enough to fill 13.5 school buses

Iowa Public Health Tracking Portal. (2019). Children Tested. Retrieved from <https://tracking.idph.iowa.gov/Health/Lead-Poisoning/Annual-Blood-Lead-Testing-Children-Under-6/Children-Tested>

981 children under 6 had a confirmed elevated blood lead level above 5 µg/dL in Iowa in 2019



That is enough to fill 13.5 school buses

Iowa Public Health Tracking Portal. (2019). Children Tested. Retrieved from <https://tracking.idph.iowa.gov/Health/Lead-Poisoning/Annual-Blood-Lead-Testing-Children-Under-6/Children-Tested>

HEALTH IMPACTS



Damage to brain & nervous system



Slowed growth & development



Hearing & speech problems



Learning & behavior problems



Damage to brain & nervous system



Slowed growth & development



Hearing & speech problems



Learning & behavior problems

CHILDHOOD LEAD POISONING IS

100%

PREVENTABLE

**IF YOU DON'T TEST, YOU
DON'T DIAGNOSE.**

**IF YOU DON'T DIAGNOSE, YOU
CAN'T INTERVENE.**

CHILDHOOD LEAD POISONING IS

100%

PREVENTABLE

**IF YOU DON'T TEST, YOU
DON'T DIAGNOSE.**

**IF YOU DON'T DIAGNOSE, YOU
CAN'T INTERVENE.**

2019 HARRISON COUNTY IOWA LEAD REPORT CARD

2019 HARRISON COUNTY IOWA LEAD REPORT CARD

OF ALL HARRISON COUNTY CHILDREN 0 TO 6 YEARS OLD ONLY

25.5%

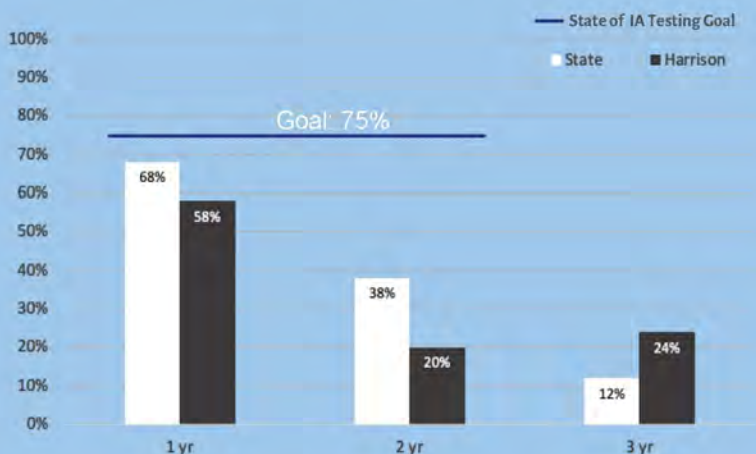
WERE TESTED FOR LEAD

OF ALL HARRISON COUNTY CHILDREN 0 TO 6 YEARS OLD ONLY

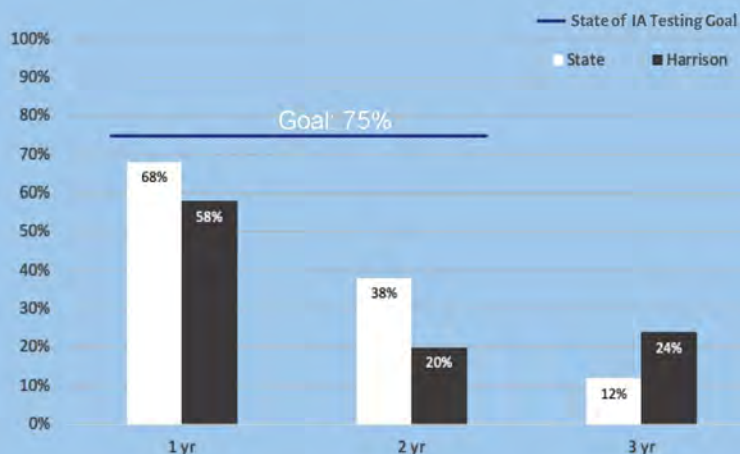
25.5%

WERE TESTED FOR LEAD

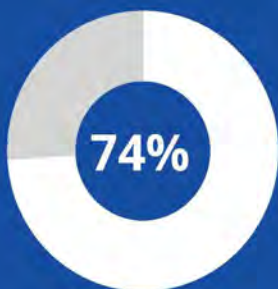
State vs County - Percent of Children Receiving a Blood Lead Test By Age



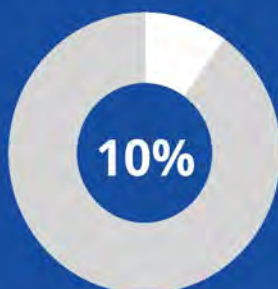
State vs County - Percent of Children Receiving a Blood Lead Test By Age



RISK FACTORS

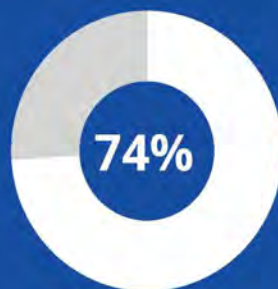


Pre-1979 Housing

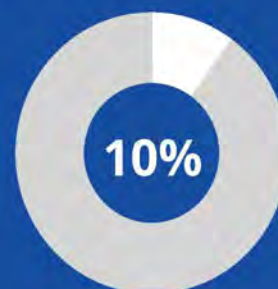


Population Below Poverty Level

RISK FACTORS



Pre-1979 Housing



Population Below Poverty Level

*Elevated Blood Lead Level is equal to or greater than 5 mcg/dL
<https://www.cdc.gov/nceh/lead/data/blood-lead-reference-value.htm>
 References:
 Iowa Department of Public Health. (2019). Iowa Public Health Tracking Portal. Retrieved from <https://tracking.idph.iowa.gov/>
 State Library of Iowa. (2019). American Community Survey: Poverty status in the past 12 months.
 State Library of Iowa. (2019). American Community Survey: Year structure built.

*Elevated Blood Lead Level is equal to or greater than 5 mcg/dL
<https://www.cdc.gov/nceh/lead/data/blood-lead-reference-value.htm>
 References:
 Iowa Department of Public Health. (2019). Iowa Public Health Tracking Portal. Retrieved from <https://tracking.idph.iowa.gov/>
 State Library of Iowa. (2019). American Community Survey: Poverty status in the past 12 months.
 State Library of Iowa. (2019). American Community Survey: Year structure built.

981 children under 6 had a confirmed elevated blood lead level above 5 µg/dL in Iowa in 2019



That is enough to fill 13.5 school buses

Iowa Public Health Tracking Portal. (2019). Children Tested. Retrieved from <https://tracking.idph.iowa.gov/Health/Lead-Poisoning/Annual-Blood-Lead-Testing-Children-Under-6/Children-Tested>

981 children under 6 had a confirmed elevated blood lead level above 5 µg/dL in Iowa in 2019



That is enough to fill 13.5 school buses

Iowa Public Health Tracking Portal. (2019). Children Tested. Retrieved from <https://tracking.idph.iowa.gov/Health/Lead-Poisoning/Annual-Blood-Lead-Testing-Children-Under-6/Children-Tested>

HEALTH IMPACTS



Damage to brain & nervous system



Slowed growth & development



Hearing & speech problems



Learning & behavior problems



Damage to brain & nervous system



Slowed growth & development



Hearing & speech problems



Learning & behavior problems

CHILDHOOD LEAD POISONING IS

100%

PREVENTABLE

**IF YOU DON'T TEST, YOU
DON'T DIAGNOSE.**

**IF YOU DON'T DIAGNOSE, YOU
CAN'T INTERVENE.**

CHILDHOOD LEAD POISONING IS

100%

PREVENTABLE

**IF YOU DON'T TEST, YOU
DON'T DIAGNOSE.**

**IF YOU DON'T DIAGNOSE, YOU
CAN'T INTERVENE.**

2019 HENRY COUNTY IOWA LEAD REPORT CARD

2019 HENRY COUNTY IOWA LEAD REPORT CARD

OF ALL HENRY COUNTY CHILDREN
0 TO 6 YEARS OLD ONLY

29.5%

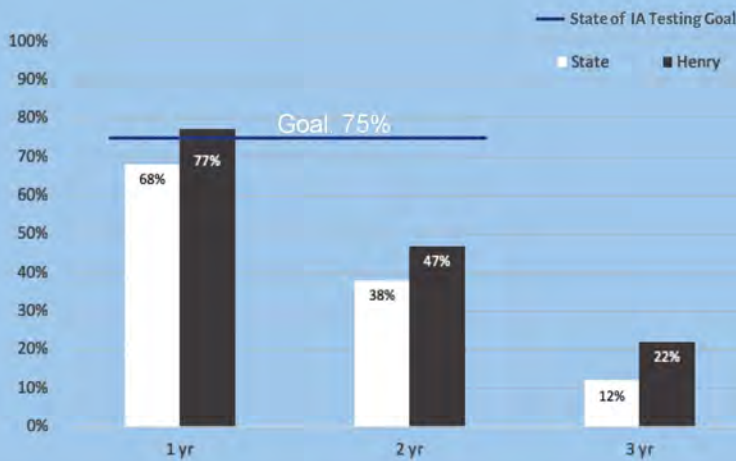
WERE TESTED FOR LEAD

OF ALL HENRY COUNTY CHILDREN
0 TO 6 YEARS OLD ONLY

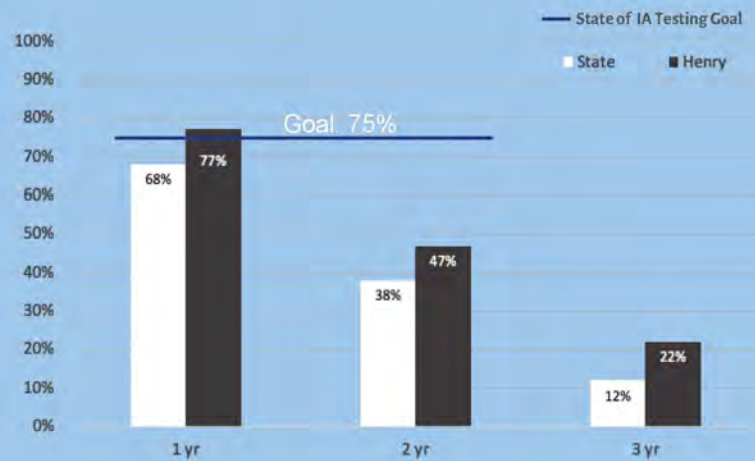
29.5%

WERE TESTED FOR LEAD

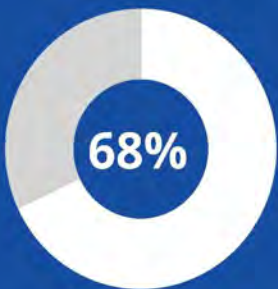
State vs County - Percent of Children
Receiving a Blood Lead Test By Age



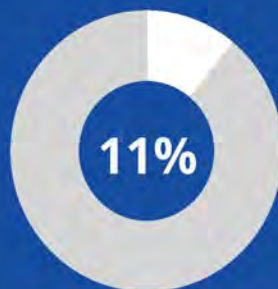
State vs County - Percent of Children
Receiving a Blood Lead Test By Age



RISK FACTORS

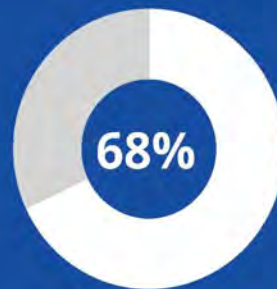


Pre-1979 Housing

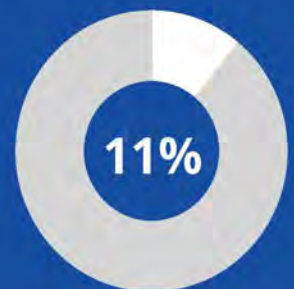


Population Below
Poverty Level

RISK FACTORS



Pre-1979 Housing



Population Below
Poverty Level

*Elevated Blood Lead Level is equal to or greater than 5 mcg/dL
<https://www.cdc.gov/nceh/lead/data/blood-lead-reference-value.htm>
 References:
 Iowa Department of Public Health. (2019). Iowa Public Health Tracking Portal. Retrieved from <https://tracking.idph.iowa.gov/>
 State Library of Iowa. (2019). American Community Survey: Poverty status in the past 12 months.
 State Library of Iowa. (2019). American Community Survey: Year structure built.

*Elevated Blood Lead Level is equal to or greater than 5 mcg/dL
<https://www.cdc.gov/nceh/lead/data/blood-lead-reference-value.htm>
 References:
 Iowa Department of Public Health. (2019). Iowa Public Health Tracking Portal. Retrieved from <https://tracking.idph.iowa.gov/>
 State Library of Iowa. (2019). American Community Survey: Poverty status in the past 12 months.
 State Library of Iowa. (2019). American Community Survey: Year structure built.

981 children under 6 had a confirmed elevated blood lead level above 5 µg/dL in Iowa in 2019



That is enough to fill 13.5 school buses

Iowa Public Health Tracking Portal. (2019). Children Tested. Retrieved from <https://tracking.idph.iowa.gov/Health/Lead-Poisoning/Annual-Blood-Lead-Testing-Children-Under-6/Children-Tested>

981 children under 6 had a confirmed elevated blood lead level above 5 µg/dL in Iowa in 2019



That is enough to fill 13.5 school buses

Iowa Public Health Tracking Portal. (2019). Children Tested. Retrieved from <https://tracking.idph.iowa.gov/Health/Lead-Poisoning/Annual-Blood-Lead-Testing-Children-Under-6/Children-Tested>

HEALTH IMPACTS



Damage to brain & nervous system



Slowed growth & development



Hearing & speech problems



Learning & behavior problems



Damage to brain & nervous system



Slowed growth & development



Hearing & speech problems



Learning & behavior problems

CHILDHOOD LEAD POISONING IS

100%

PREVENTABLE

**IF YOU DON'T TEST, YOU
DON'T DIAGNOSE.**

**IF YOU DON'T DIAGNOSE, YOU
CAN'T INTERVENE.**

CHILDHOOD LEAD POISONING IS

100%

PREVENTABLE

**IF YOU DON'T TEST, YOU
DON'T DIAGNOSE.**

**IF YOU DON'T DIAGNOSE, YOU
CAN'T INTERVENE.**

2019 HOWARD COUNTY IOWA LEAD REPORT CARD

2019 HOWARD COUNTY IOWA LEAD REPORT CARD

OF ALL HOWARD COUNTY CHILDREN 0 TO 6 YEARS OLD ONLY

26.8%

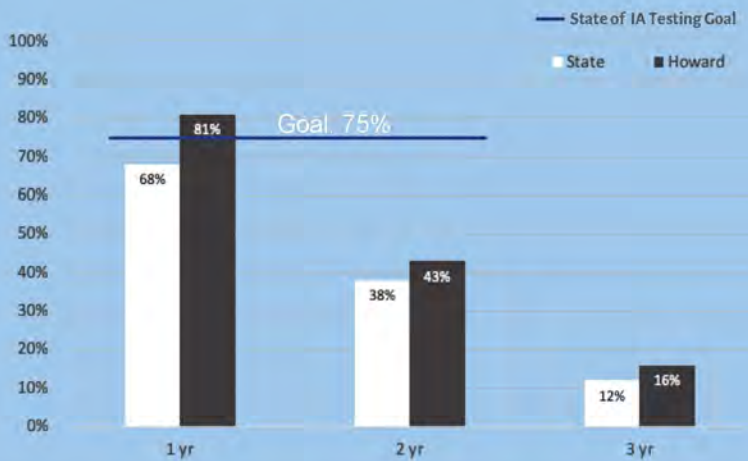
WERE TESTED FOR LEAD

OF ALL HOWARD COUNTY CHILDREN 0 TO 6 YEARS OLD ONLY

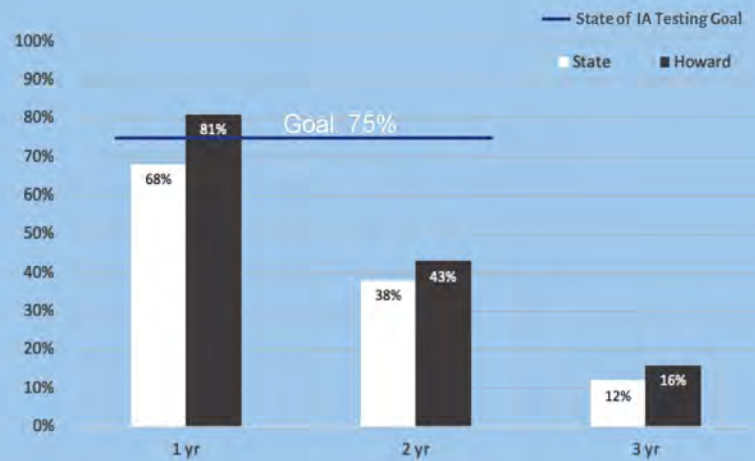
26.8%

WERE TESTED FOR LEAD

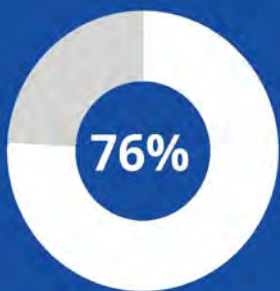
State vs County - Percent of Children Receiving a Blood Lead Test By Age



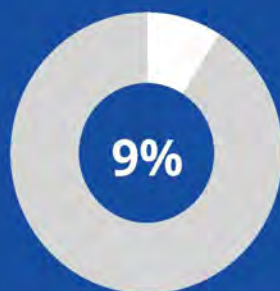
State vs County - Percent of Children Receiving a Blood Lead Test By Age



RISK FACTORS

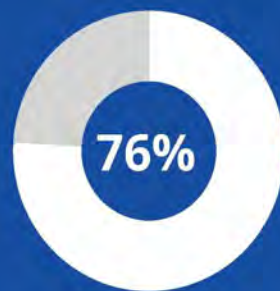


Pre-1979 Housing

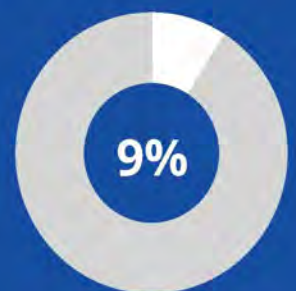


Population Below Poverty Level

RISK FACTORS



Pre-1979 Housing



Population Below Poverty Level

*Elevated Blood Lead Level is equal to or greater than 5 mcg/dL
<https://www.cdc.gov/nceh/lead/data/blood-lead-reference-value.htm>
 References:
 Iowa Department of Public Health. (2019). Iowa Public Health Tracking Portal. Retrieved from <https://tracking.idph.iowa.gov/>
 State Library of Iowa. (2019). American Community Survey: Poverty status in the past 12 months.
 State Library of Iowa. (2019). American Community Survey: Year structure built.

*Elevated Blood Lead Level is equal to or greater than 5 mcg/dL
<https://www.cdc.gov/nceh/lead/data/blood-lead-reference-value.htm>
 References:
 Iowa Department of Public Health. (2019). Iowa Public Health Tracking Portal. Retrieved from <https://tracking.idph.iowa.gov/>
 State Library of Iowa. (2019). American Community Survey: Poverty status in the past 12 months.
 State Library of Iowa. (2019). American Community Survey: Year structure built.

981 children under 6 had a confirmed elevated blood lead level above 5 µg/dL in Iowa in 2019



That is enough to fill 13.5 school buses

Iowa Public Health Tracking Portal. (2019). Children Tested. Retrieved from <https://tracking.idph.iowa.gov/Health/Lead-Poisoning/Annual-Blood-Lead-Testing-Children-Under-6/Children-Tested>

981 children under 6 had a confirmed elevated blood lead level above 5 µg/dL in Iowa in 2019



That is enough to fill 13.5 school buses

Iowa Public Health Tracking Portal. (2019). Children Tested. Retrieved from <https://tracking.idph.iowa.gov/Health/Lead-Poisoning/Annual-Blood-Lead-Testing-Children-Under-6/Children-Tested>

HEALTH IMPACTS



Damage to brain & nervous system



Slowed growth & development



Hearing & speech problems



Learning & behavior problems



Damage to brain & nervous system



Slowed growth & development



Hearing & speech problems



Learning & behavior problems

CHILDHOOD LEAD POISONING IS

100%

PREVENTABLE

**IF YOU DON'T TEST, YOU
DON'T DIAGNOSE.**

**IF YOU DON'T DIAGNOSE, YOU
CAN'T INTERVENE.**

CHILDHOOD LEAD POISONING IS

100%

PREVENTABLE

**IF YOU DON'T TEST, YOU
DON'T DIAGNOSE.**

**IF YOU DON'T DIAGNOSE, YOU
CAN'T INTERVENE.**

2019 HUMBOLDT COUNTY IOWA LEAD REPORT CARD

2019 HUMBOLDT COUNTY IOWA LEAD REPORT CARD

OF ALL HUMBOLDT COUNTY CHILDREN 0 TO 6 YEARS OLD ONLY

23.2%

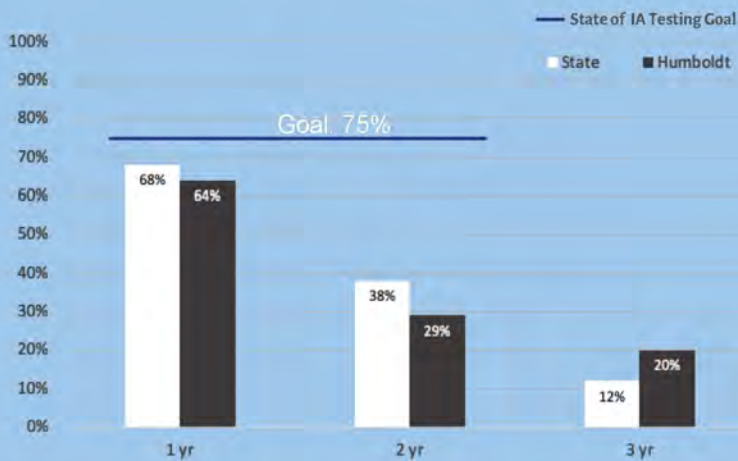
WERE TESTED FOR LEAD

OF ALL HUMBOLDT COUNTY CHILDREN 0 TO 6 YEARS OLD ONLY

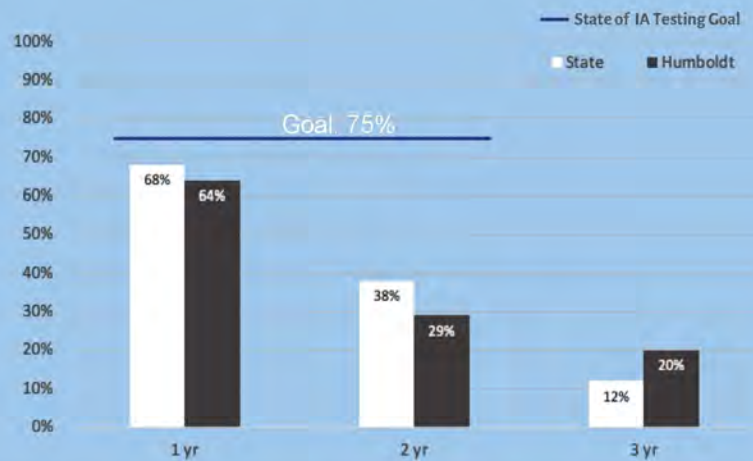
23.2%

WERE TESTED FOR LEAD

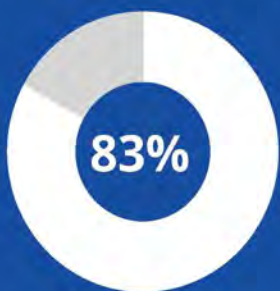
State vs County - Percent of Children Receiving a Blood Lead Test By Age



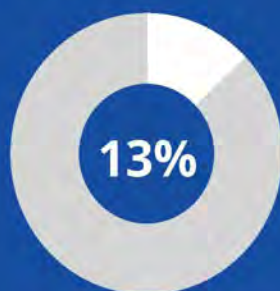
State vs County - Percent of Children Receiving a Blood Lead Test By Age



RISK FACTORS

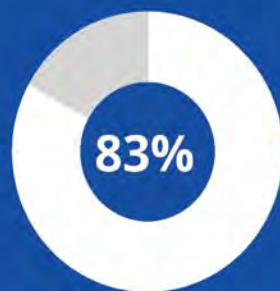


Pre-1979 Housing

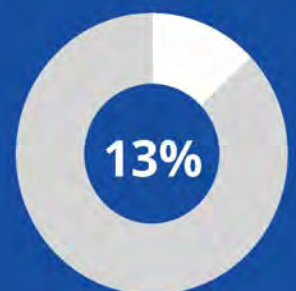


Population Below Poverty Level

RISK FACTORS



Pre-1979 Housing



Population Below Poverty Level

*Elevated Blood Lead Level is equal to or greater than 5 mcg/dL. <https://www.cdc.gov/nceh/lead/data/blood-lead-reference-value.htm>
 References:
 Iowa Department of Public Health. (2019). Iowa Public Health Tracking Portal. Retrieved from <https://tracking.idph.iowa.gov/>
 State Library of Iowa. (2019). American Community Survey; Poverty status in the past 12 months.
 State Library of Iowa. (2019). American Community Survey; Year structure built.

*Elevated Blood Lead Level is equal to or greater than 5 mcg/dL. <https://www.cdc.gov/nceh/lead/data/blood-lead-reference-value.htm>
 References:
 Iowa Department of Public Health. (2019). Iowa Public Health Tracking Portal. Retrieved from <https://tracking.idph.iowa.gov/>
 State Library of Iowa. (2019). American Community Survey; Poverty status in the past 12 months.
 State Library of Iowa. (2019). American Community Survey; Year structure built.

981 children under 6 had a confirmed elevated blood lead level above 5 µg/dL in Iowa in 2019



That is enough to fill 13.5 school buses

Iowa Public Health Tracking Portal. (2019). Children Tested. Retrieved from <https://tracking.idph.iowa.gov/Health/Lead-Poisoning/Annual-Blood-Lead-Testing-Children-Under-6/Children-Tested>

981 children under 6 had a confirmed elevated blood lead level above 5 µg/dL in Iowa in 2019



That is enough to fill 13.5 school buses

Iowa Public Health Tracking Portal. (2019). Children Tested. Retrieved from <https://tracking.idph.iowa.gov/Health/Lead-Poisoning/Annual-Blood-Lead-Testing-Children-Under-6/Children-Tested>

HEALTH IMPACTS



Damage to brain & nervous system



Slowed growth & development



Hearing & speech problems



Learning & behavior problems



Damage to brain & nervous system



Slowed growth & development



Hearing & speech problems



Learning & behavior problems

CHILDHOOD LEAD POISONING IS

100%

PREVENTABLE

**IF YOU DON'T TEST, YOU
DON'T DIAGNOSE.**

**IF YOU DON'T DIAGNOSE, YOU
CAN'T INTERVENE.**

CHILDHOOD LEAD POISONING IS

100%

PREVENTABLE

**IF YOU DON'T TEST, YOU
DON'T DIAGNOSE.**

**IF YOU DON'T DIAGNOSE, YOU
CAN'T INTERVENE.**

2019 IDA COUNTY IOWA LEAD REPORT CARD

2019 IDA COUNTY IOWA LEAD REPORT CARD

OF ALL IDA COUNTY CHILDREN
0 TO 6 YEARS OLD ONLY

24.5%

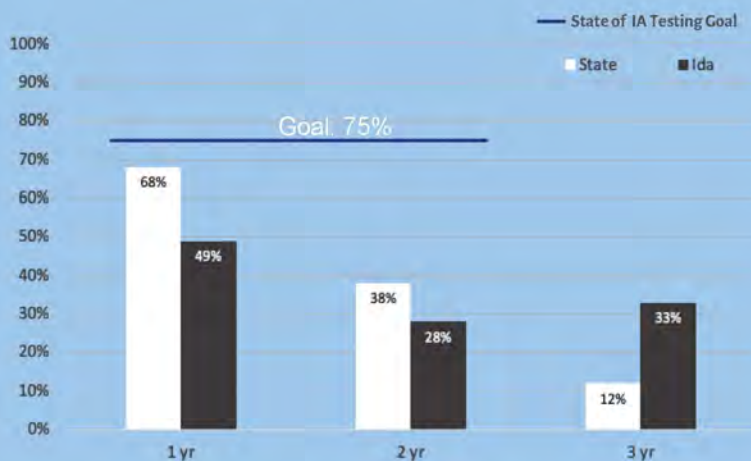
WERE TESTED FOR LEAD

OF ALL IDA COUNTY CHILDREN
0 TO 6 YEARS OLD ONLY

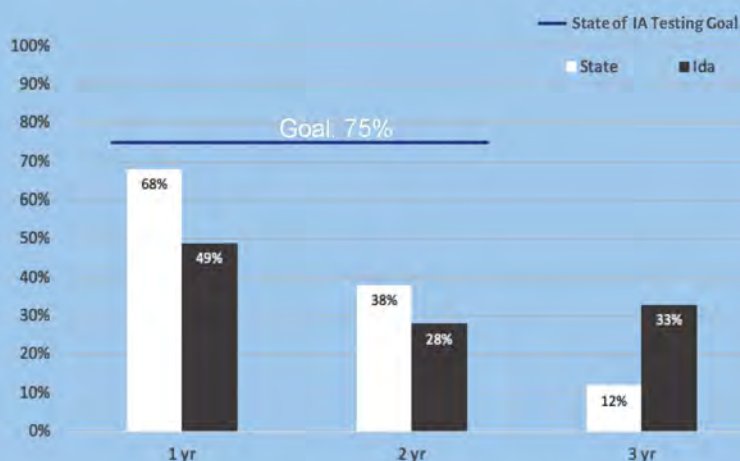
24.5%

WERE TESTED FOR LEAD

State vs County - Percent of Children
Receiving a Blood Lead Test By Age



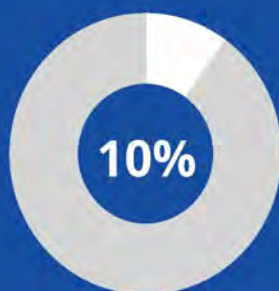
State vs County - Percent of Children
Receiving a Blood Lead Test By Age



RISK FACTORS

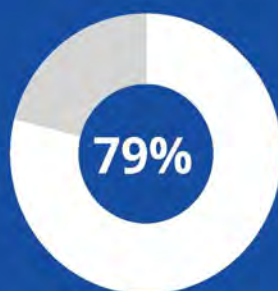


Pre-1979 Housing

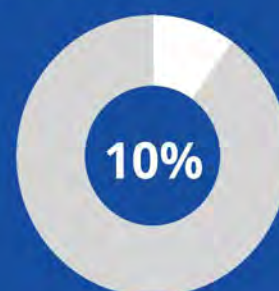


Population Below
Poverty Level

RISK FACTORS



Pre-1979 Housing



Population Below
Poverty Level

*Elevated Blood Lead Level is equal to or greater than 5 mcg/dL
<https://www.cdc.gov/nceh/lead/data/blood-lead-reference-value.htm>
 References:
 Iowa Department of Public Health. (2019). Iowa Public Health Tracking Portal. Retrieved from <https://tracking.idph.iowa.gov/>
 State Library of Iowa. (2019). American Community Survey: Poverty status in the past 12 months.
 State Library of Iowa. (2019). American Community Survey: Year structure built.

*Elevated Blood Lead Level is equal to or greater than 5 mcg/dL
<https://www.cdc.gov/nceh/lead/data/blood-lead-reference-value.htm>
 References:
 Iowa Department of Public Health. (2019). Iowa Public Health Tracking Portal. Retrieved from <https://tracking.idph.iowa.gov/>
 State Library of Iowa. (2019). American Community Survey: Poverty status in the past 12 months.
 State Library of Iowa. (2019). American Community Survey: Year structure built.

981 children under 6 had a confirmed elevated blood lead level above 5 µg/dL in Iowa in 2019



That is enough to fill 13.5 school buses

Iowa Public Health Tracking Portal. (2019). Children Tested. Retrieved from <https://tracking.idph.iowa.gov/Health/Lead-Poisoning/Annual-Blood-Lead-Testing-Children-Under-6/Children-Tested>

981 children under 6 had a confirmed elevated blood lead level above 5 µg/dL in Iowa in 2019



That is enough to fill 13.5 school buses

Iowa Public Health Tracking Portal. (2019). Children Tested. Retrieved from <https://tracking.idph.iowa.gov/Health/Lead-Poisoning/Annual-Blood-Lead-Testing-Children-Under-6/Children-Tested>

HEALTH IMPACTS



Damage to brain & nervous system



Slowed growth & development



Hearing & speech problems



Learning & behavior problems



Damage to brain & nervous system



Slowed growth & development



Hearing & speech problems



Learning & behavior problems

CHILDHOOD LEAD POISONING IS

100%

PREVENTABLE

**IF YOU DON'T TEST, YOU
DON'T DIAGNOSE.**

**IF YOU DON'T DIAGNOSE, YOU
CAN'T INTERVENE.**

CHILDHOOD LEAD POISONING IS

100%

PREVENTABLE

**IF YOU DON'T TEST, YOU
DON'T DIAGNOSE.**

**IF YOU DON'T DIAGNOSE, YOU
CAN'T INTERVENE.**

2019 IOWA COUNTY IOWA LEAD REPORT CARD

2019 IOWA COUNTY IOWA LEAD REPORT CARD

OF ALL IOWA COUNTY CHILDREN 0 TO 6 YEARS OLD ONLY

23.0%

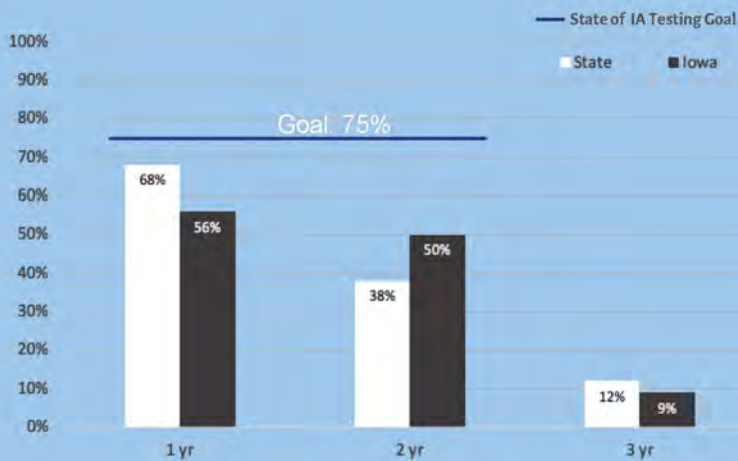
WERE TESTED FOR LEAD

OF ALL IOWA COUNTY CHILDREN 0 TO 6 YEARS OLD ONLY

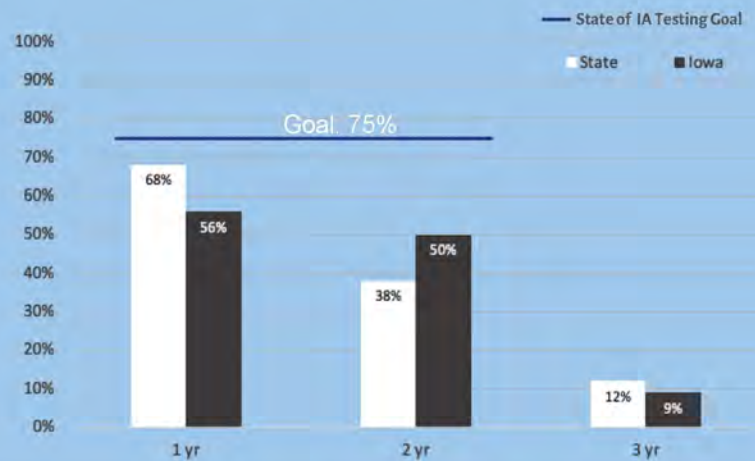
23.0%

WERE TESTED FOR LEAD

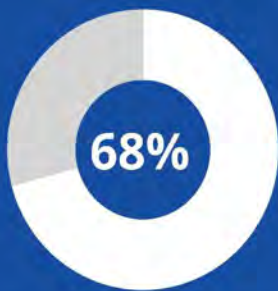
State vs County - Percent of Children Receiving a Blood Lead Test By Age



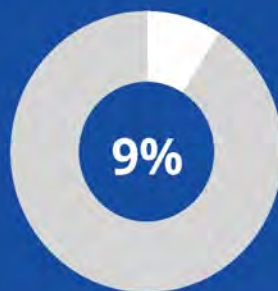
State vs County - Percent of Children Receiving a Blood Lead Test By Age



RISK FACTORS

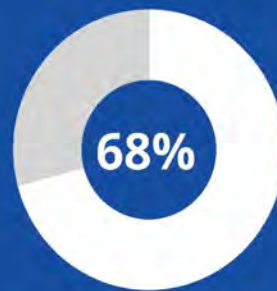


Pre-1979 Housing

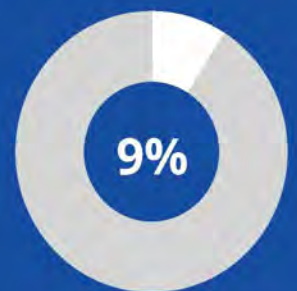


Population Below Poverty Level

RISK FACTORS



Pre-1979 Housing



Population Below Poverty Level

*Elevated Blood Lead Level is equal to or greater than 5 mcg/dL. <https://www.cdc.gov/nceh/lead/data/blood-lead-reference-value.htm>
 References: Iowa Department of Public Health, (2019). Iowa Public Health Tracking Portal. Retrieved from <https://tracking.idph.iowa.gov/>
 State Library of Iowa, (2019). American Community Survey; Poverty status in the past 12 months.
 State Library of Iowa, (2019). American Community Survey; Year structure built.

*Elevated Blood Lead Level is equal to or greater than 5 mcg/dL. <https://www.cdc.gov/nceh/lead/data/blood-lead-reference-value.htm>
 References: Iowa Department of Public Health, (2019). Iowa Public Health Tracking Portal. Retrieved from <https://tracking.idph.iowa.gov/>
 State Library of Iowa, (2019). American Community Survey; Poverty status in the past 12 months.
 State Library of Iowa, (2019). American Community Survey; Year structure built.

981 children under 6 had a confirmed elevated blood lead level above 5 µg/dL in Iowa in 2019



That is enough to fill 13.5 school buses

Iowa Public Health Tracking Portal. (2019). Children Tested. Retrieved from <https://tracking.idph.iowa.gov/Health/Lead-Poisoning/Annual-Blood-Lead-Testing-Children-Under-6/Children-Tested>

981 children under 6 had a confirmed elevated blood lead level above 5 µg/dL in Iowa in 2019



That is enough to fill 13.5 school buses

Iowa Public Health Tracking Portal. (2019). Children Tested. Retrieved from <https://tracking.idph.iowa.gov/Health/Lead-Poisoning/Annual-Blood-Lead-Testing-Children-Under-6/Children-Tested>

HEALTH IMPACTS



Damage to brain & nervous system



Slowed growth & development



Hearing & speech problems



Learning & behavior problems



Damage to brain & nervous system



Slowed growth & development



Hearing & speech problems



Learning & behavior problems

CHILDHOOD LEAD POISONING IS

100%

PREVENTABLE

**IF YOU DON'T TEST, YOU
DON'T DIAGNOSE.**

**IF YOU DON'T DIAGNOSE, YOU
CAN'T INTERVENE.**

CHILDHOOD LEAD POISONING IS

100%

PREVENTABLE

**IF YOU DON'T TEST, YOU
DON'T DIAGNOSE.**

**IF YOU DON'T DIAGNOSE, YOU
CAN'T INTERVENE.**

2019 JACKSON COUNTY IOWA LEAD REPORT CARD

2019 JACKSON COUNTY IOWA LEAD REPORT CARD

OF ALL JACKSON COUNTY CHILDREN 0 TO 6 YEARS OLD ONLY

33.5%

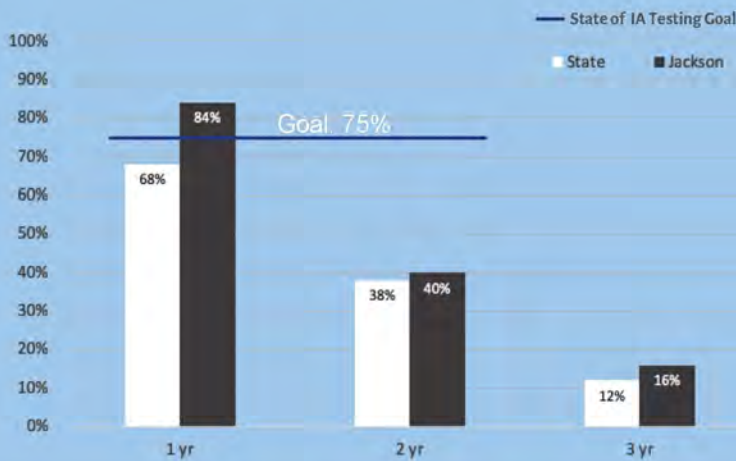
WERE TESTED FOR LEAD

OF ALL JACKSON COUNTY CHILDREN 0 TO 6 YEARS OLD ONLY

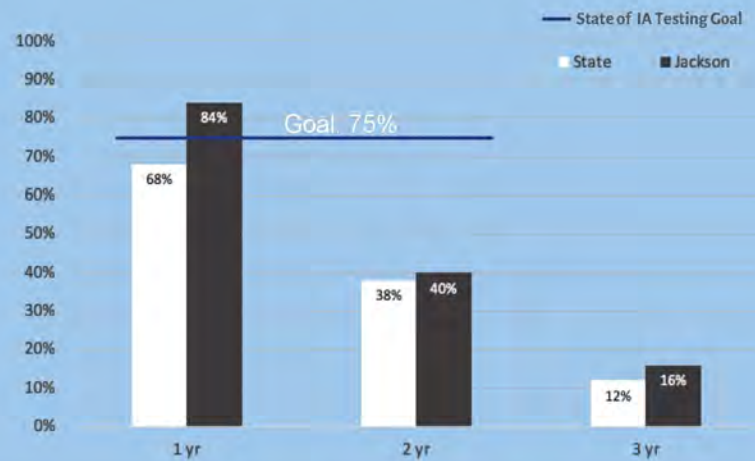
33.5%

WERE TESTED FOR LEAD

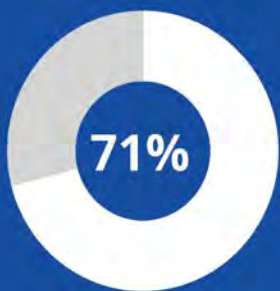
State vs County - Percent of Children Receiving a Blood Lead Test By Age



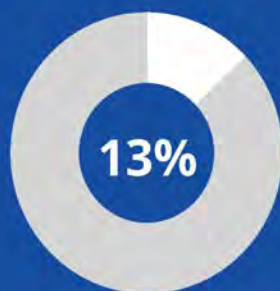
State vs County - Percent of Children Receiving a Blood Lead Test By Age



RISK FACTORS

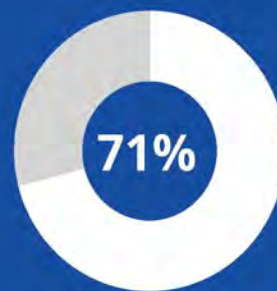


Pre-1979 Housing

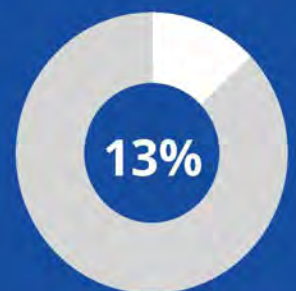


Population Below Poverty Level

RISK FACTORS



Pre-1979 Housing



Population Below Poverty Level

*Elevated Blood Lead Level is equal to or greater than 5 mcg/dL
<https://www.cdc.gov/nceh/lead/data/blood-lead-reference-value.htm>
 References:
 Iowa Department of Public Health. (2019). Iowa Public Health Tracking Portal. Retrieved from <https://tracking.idph.iowa.gov/>
 State Library of Iowa. (2019). American Community Survey: Poverty status in the past 12 months.
 State Library of Iowa. (2019). American Community Survey: Year structure built.

*Elevated Blood Lead Level is equal to or greater than 5 mcg/dL
<https://www.cdc.gov/nceh/lead/data/blood-lead-reference-value.htm>
 References:
 Iowa Department of Public Health. (2019). Iowa Public Health Tracking Portal. Retrieved from <https://tracking.idph.iowa.gov/>
 State Library of Iowa. (2019). American Community Survey: Poverty status in the past 12 months.
 State Library of Iowa. (2019). American Community Survey: Year structure built.

981 children under 6 had a confirmed elevated blood lead level above 5 µg/dL in Iowa in 2019



That is enough to fill 13.5 school buses

Iowa Public Health Tracking Portal. (2019). Children Tested. Retrieved from <https://tracking.idph.iowa.gov/Health/Lead-Poisoning/Annual-Blood-Lead-Testing-Children-Under-6/Children-Tested>

981 children under 6 had a confirmed elevated blood lead level above 5 µg/dL in Iowa in 2019



That is enough to fill 13.5 school buses

Iowa Public Health Tracking Portal. (2019). Children Tested. Retrieved from <https://tracking.idph.iowa.gov/Health/Lead-Poisoning/Annual-Blood-Lead-Testing-Children-Under-6/Children-Tested>

HEALTH IMPACTS



Damage to brain & nervous system



Slowed growth & development



Hearing & speech problems



Learning & behavior problems



Damage to brain & nervous system



Slowed growth & development



Hearing & speech problems



Learning & behavior problems

CHILDHOOD LEAD POISONING IS

100%

PREVENTABLE

**IF YOU DON'T TEST, YOU
DON'T DIAGNOSE.**

**IF YOU DON'T DIAGNOSE, YOU
CAN'T INTERVENE.**

CHILDHOOD LEAD POISONING IS

100%

PREVENTABLE

**IF YOU DON'T TEST, YOU
DON'T DIAGNOSE.**

**IF YOU DON'T DIAGNOSE, YOU
CAN'T INTERVENE.**

2019 JASPER COUNTY IOWA LEAD REPORT CARD

2019 JASPER COUNTY IOWA LEAD REPORT CARD

OF ALL JASPER COUNTY CHILDREN 0 TO 6 YEARS OLD ONLY

25.6%

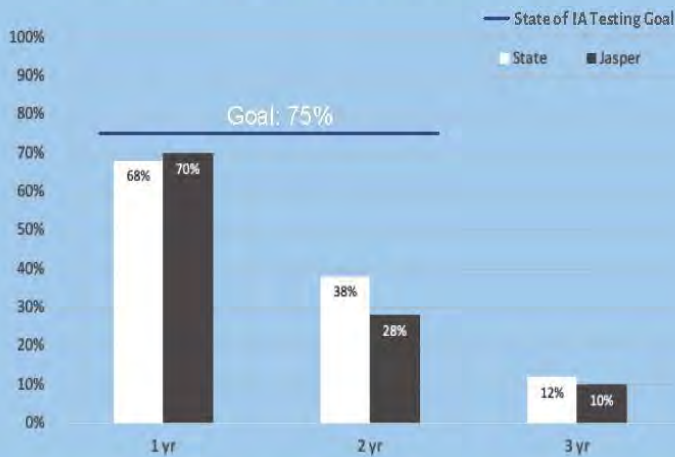
WERE TESTED FOR LEAD

OF ALL JASPER COUNTY CHILDREN 0 TO 6 YEARS OLD ONLY

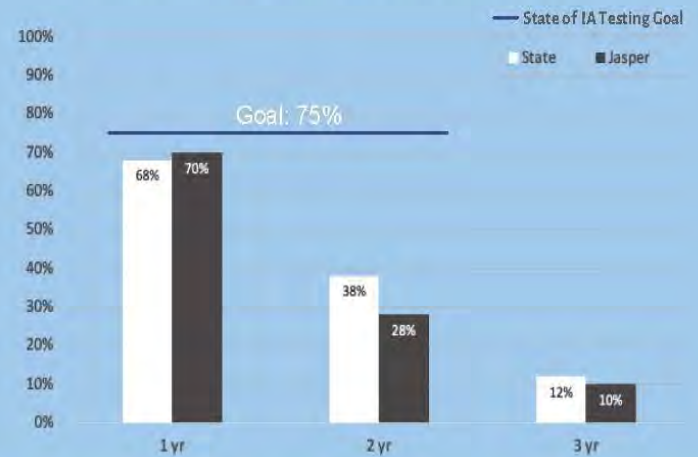
25.6%

WERE TESTED FOR LEAD

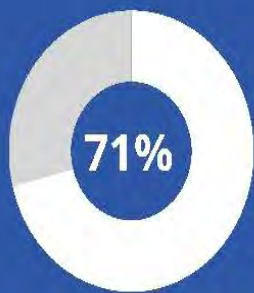
State vs County - Percent of Children Receiving a Blood Lead Test By Age



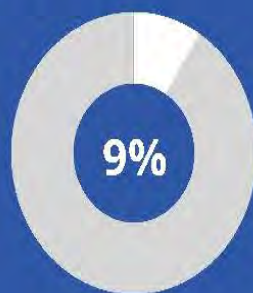
State vs County - Percent of Children Receiving a Blood Lead Test By Age



RISK FACTORS

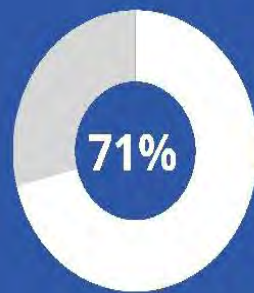


Pre-1979 Housing

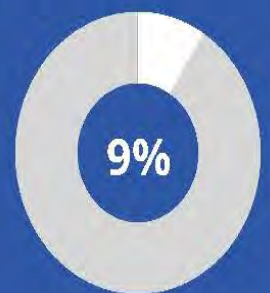


Population Below Poverty Level

RISK FACTORS



Pre-1979 Housing



Population Below Poverty Level

*Elevated Blood Lead Level is equal to or greater than 5 mcg/dL
<https://www.cdc.gov/nceh/lead/data/blood-lead-reference-value.htm>
 References:
 Iowa Department of Public Health. (2019). Iowa Public Health Tracking Portal. Retrieved from <https://tracking.idph.iowa.gov/>
 State Library of Iowa. (2019). American Community Survey: Poverty status in the past 12 months.
 State Library of Iowa. (2019). American Community Survey: Year structure built.

*Elevated Blood Lead Level is equal to or greater than 5 mcg/dL
<https://www.cdc.gov/nceh/lead/data/blood-lead-reference-value.htm>
 References:
 Iowa Department of Public Health. (2019). Iowa Public Health Tracking Portal. Retrieved from <https://tracking.idph.iowa.gov/>
 State Library of Iowa. (2019). American Community Survey: Poverty status in the past 12 months.
 State Library of Iowa. (2019). American Community Survey: Year structure built.

981 children under 6 had a confirmed elevated blood lead level above 5 µg/dL in Iowa in 2019



That is enough to fill 13.5 school buses

Iowa Public Health Tracking Portal. (2019). Children Tested. Retrieved from <https://tracking.idph.iowa.gov/Health/Lead-Poisoning/Annual-Blood-Lead-Testing-Children-Under-6/Children-Tested>

981 children under 6 had a confirmed elevated blood lead level above 5 µg/dL in Iowa in 2019



That is enough to fill 13.5 school buses

Iowa Public Health Tracking Portal. (2019). Children Tested. Retrieved from <https://tracking.idph.iowa.gov/Health/Lead-Poisoning/Annual-Blood-Lead-Testing-Children-Under-6/Children-Tested>

HEALTH IMPACTS



Damage to brain & nervous system



Slowed growth & development



Hearing & speech problems



Learning & behavior problems

HEALTH IMPACTS



Damage to brain & nervous system



Slowed growth & development



Hearing & speech problems



Learning & behavior problems

CHILDHOOD LEAD POISONING IS

100%

PREVENTABLE

**IF YOU DON'T TEST, YOU
DON'T DIAGNOSE.**

**IF YOU DON'T DIAGNOSE, YOU
CAN'T INTERVENE.**

CHILDHOOD LEAD POISONING IS

100%

PREVENTABLE

**IF YOU DON'T TEST, YOU
DON'T DIAGNOSE.**

**IF YOU DON'T DIAGNOSE, YOU
CAN'T INTERVENE.**

2019 JEFFERSON COUNTY IOWA LEAD REPORT CARD

2019 JEFFERSON COUNTY IOWA LEAD REPORT CARD

OF ALL JEFFERSON COUNTY CHILDREN 0 TO 6 YEARS OLD ONLY

30.0%

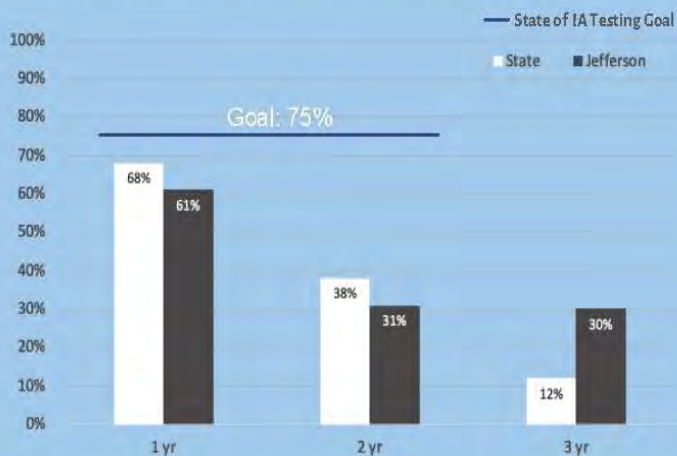
WERE TESTED FOR LEAD

OF ALL JEFFERSON COUNTY CHILDREN 0 TO 6 YEARS OLD ONLY

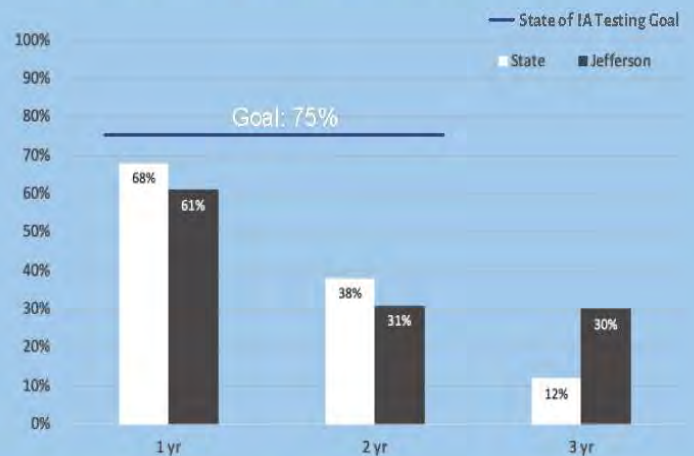
30.0%

WERE TESTED FOR LEAD

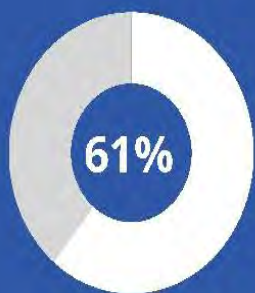
State vs County - Percent of Children Receiving a Blood Lead Test By Age



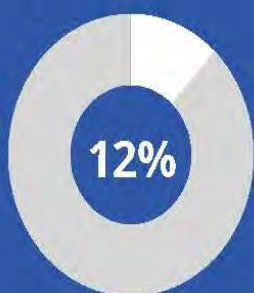
State vs County - Percent of Children Receiving a Blood Lead Test By Age



RISK FACTORS

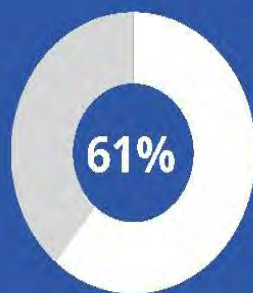


Pre-1979 Housing

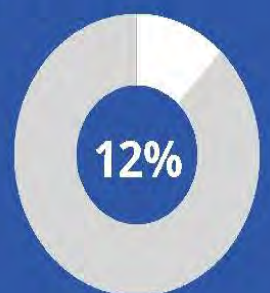


Population Below Poverty Level

RISK FACTORS



Pre-1979 Housing



Population Below Poverty Level

*Elevated Blood Lead Level is equal to or greater than 5 mcg/dL
<https://www.cdc.gov/nceh/lead/data/blood-lead-reference-value.htm>
 References:
 Iowa Department of Public Health. (2019). Iowa Public Health Tracking Portal. Retrieved from <https://tracking.idph.iowa.gov/>
 State Library of Iowa. (2019). American Community Survey: Poverty status in the past 12 months.
 State Library of Iowa. (2019). American Community Survey: Year structure built.

*Elevated Blood Lead Level is equal to or greater than 5 mcg/dL
<https://www.cdc.gov/nceh/lead/data/blood-lead-reference-value.htm>
 References:
 Iowa Department of Public Health. (2019). Iowa Public Health Tracking Portal. Retrieved from <https://tracking.idph.iowa.gov/>
 State Library of Iowa. (2019). American Community Survey: Poverty status in the past 12 months.
 State Library of Iowa. (2019). American Community Survey: Year structure built.

981 children under 6 had a confirmed elevated blood lead level above 5 µg/dL in Iowa in 2019



That is enough to fill 13.5 school buses

Iowa Public Health Tracking Portal. (2019). Children Tested. Retrieved from <https://tracking.idph.iowa.gov/Health/Lead-Poisoning/Annual-Blood-Lead-Testing-Children-Under-6/Children-Tested>

981 children under 6 had a confirmed elevated blood lead level above 5 µg/dL in Iowa in 2019



That is enough to fill 13.5 school buses

Iowa Public Health Tracking Portal. (2019). Children Tested. Retrieved from <https://tracking.idph.iowa.gov/Health/Lead-Poisoning/Annual-Blood-Lead-Testing-Children-Under-6/Children-Tested>

HEALTH IMPACTS



Damage to brain & nervous system



Slowed growth & development



Hearing & speech problems



Learning & behavior problems



Damage to brain & nervous system



Slowed growth & development



Hearing & speech problems



Learning & behavior problems

CHILDHOOD LEAD POISONING IS

100%

PREVENTABLE

**IF YOU DON'T TEST, YOU
DON'T DIAGNOSE.**

**IF YOU DON'T DIAGNOSE, YOU
CAN'T INTERVENE.**

CHILDHOOD LEAD POISONING IS

100%

PREVENTABLE

**IF YOU DON'T TEST, YOU
DON'T DIAGNOSE.**

**IF YOU DON'T DIAGNOSE, YOU
CAN'T INTERVENE.**

2019 JOHNSON COUNTY IOWA LEAD REPORT CARD

2019 JOHNSON COUNTY IOWA LEAD REPORT CARD

OF ALL JOHNSON COUNTY CHILDREN
0 TO 6 YEARS OLD ONLY

24.8%

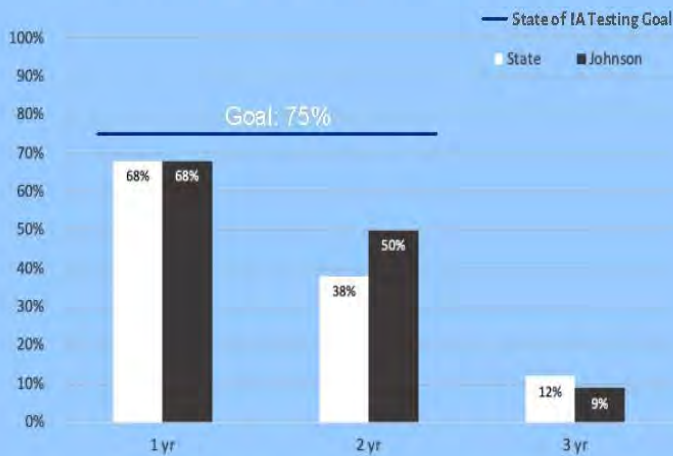
WERE TESTED FOR LEAD

OF ALL JOHNSON COUNTY CHILDREN
0 TO 6 YEARS OLD ONLY

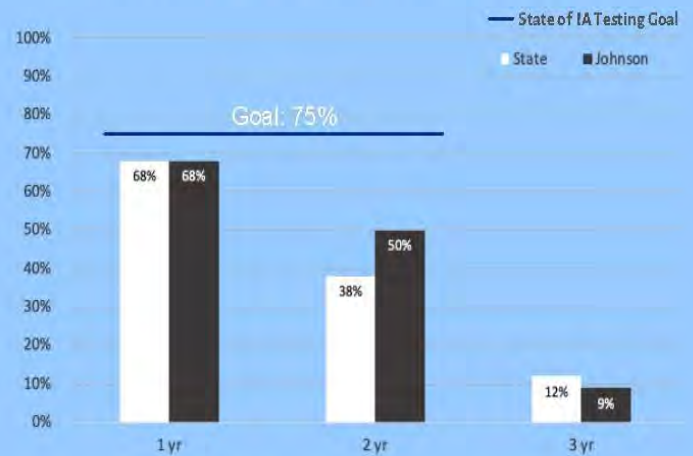
24.8%

WERE TESTED FOR LEAD

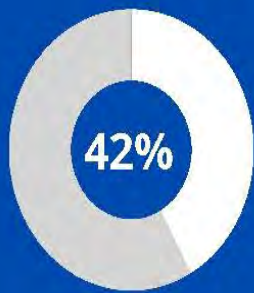
State vs County - Percent of Children Receiving a Blood Lead Test By Age



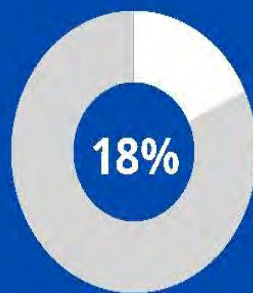
State vs County - Percent of Children Receiving a Blood Lead Test By Age



RISK FACTORS

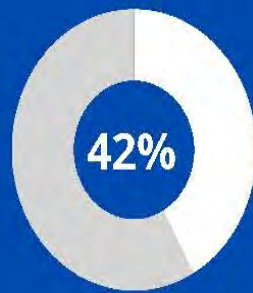


Pre-1979 Housing

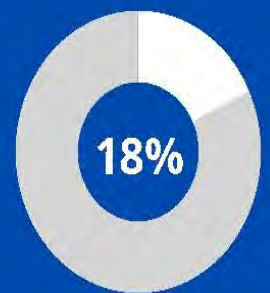


Population Below Poverty Level

RISK FACTORS



Pre-1979 Housing



Population Below Poverty Level

*Elevated Blood Lead Level is equal to or greater than 5 mcg/dL
<https://www.cdc.gov/nceh/lead/data/blood-lead-reference-value.htm>
References:
Iowa Department of Public Health. (2019). Iowa Public Health Tracking Portal. Retrieved from <https://tracking.idph.iowa.gov/>
State Library of Iowa. (2019). American Community Survey: Poverty status in the past 12 months.
State Library of Iowa. (2019). American Community Survey: Year structure built.

*Elevated Blood Lead Level is equal to or greater than 5 mcg/dL
<https://www.cdc.gov/nceh/lead/data/blood-lead-reference-value.htm>
References:
Iowa Department of Public Health. (2019). Iowa Public Health Tracking Portal. Retrieved from <https://tracking.idph.iowa.gov/>
State Library of Iowa. (2019). American Community Survey: Poverty status in the past 12 months.
State Library of Iowa. (2019). American Community Survey: Year structure built.

981 children under 6 had a confirmed elevated blood lead level above 5 µg/dL in Iowa in 2019



That is enough to fill 13.5 school buses

Iowa Public Health Tracking Portal. (2019). Children Tested. Retrieved from <https://tracking.idph.iowa.gov/Health/Lead-Poisoning/Annual-Blood-Lead-Testing-Children-Under-6/Children-Tested>

981 children under 6 had a confirmed elevated blood lead level above 5 µg/dL in Iowa in 2019



That is enough to fill 13.5 school buses

Iowa Public Health Tracking Portal. (2019). Children Tested. Retrieved from <https://tracking.idph.iowa.gov/Health/Lead-Poisoning/Annual-Blood-Lead-Testing-Children-Under-6/Children-Tested>

HEALTH IMPACTS



Damage to brain & nervous system



Slowed growth & development



Hearing & speech problems



Learning & behavior problems



Damage to brain & nervous system



Slowed growth & development



Hearing & speech problems



Learning & behavior problems

CHILDHOOD LEAD POISONING IS

100%

PREVENTABLE

**IF YOU DON'T TEST, YOU
DON'T DIAGNOSE.**

**IF YOU DON'T DIAGNOSE, YOU
CAN'T INTERVENE.**

CHILDHOOD LEAD POISONING IS

100%

PREVENTABLE

**IF YOU DON'T TEST, YOU
DON'T DIAGNOSE.**

**IF YOU DON'T DIAGNOSE, YOU
CAN'T INTERVENE.**

2019 JONES COUNTY IOWA LEAD REPORT CARD

2019 JONES COUNTY IOWA LEAD REPORT CARD

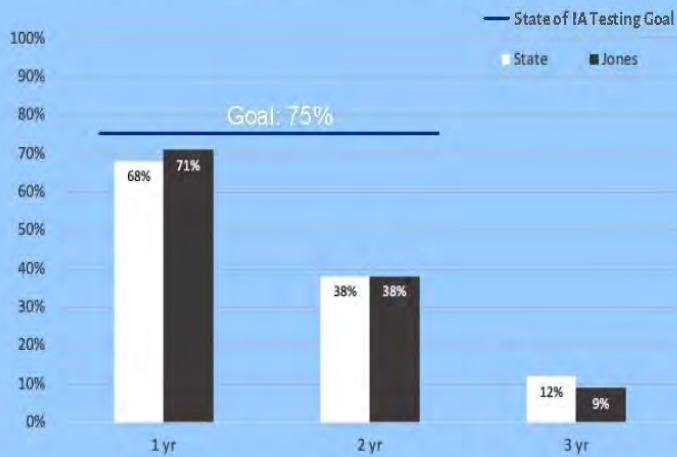
OF ALL JONES COUNTY CHILDREN 0 TO 6 YEARS OLD ONLY

27.4%
WERE TESTED FOR LEAD

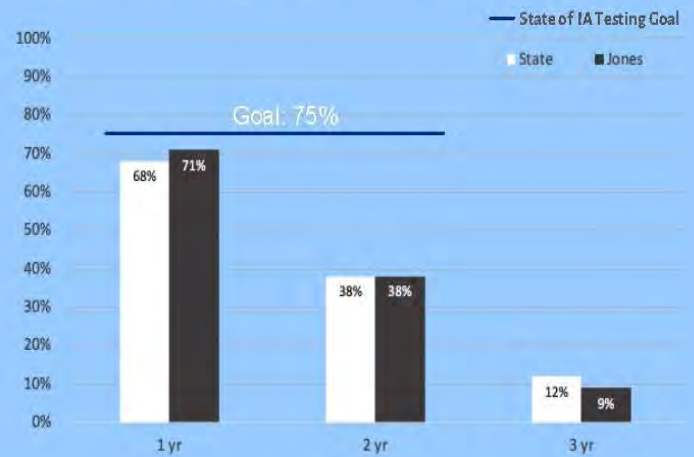
OF ALL JONES COUNTY CHILDREN 0 TO 6 YEARS OLD ONLY

27.4%
WERE TESTED FOR LEAD

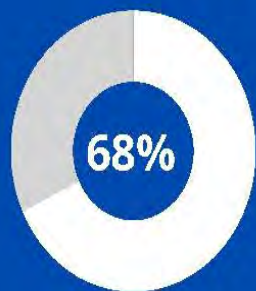
State vs County - Percent of Children Receiving a Blood Lead Test By Age



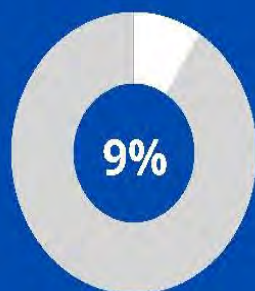
State vs County - Percent of Children Receiving a Blood Lead Test By Age



RISK FACTORS

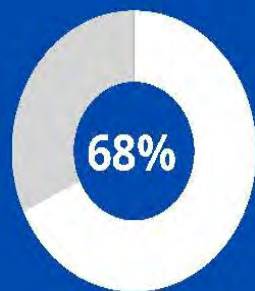


Pre-1979 Housing

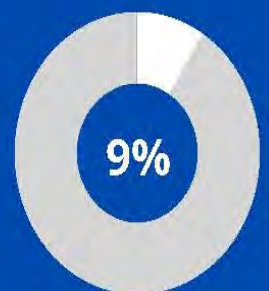


Population Below Poverty Level

RISK FACTORS



Pre-1979 Housing



Population Below Poverty Level

*Elevated Blood Lead Level is equal to or greater than 5 mcg/dL
<https://www.cdc.gov/nceh/lead/data/blood-lead-reference-value.htm>
 References:
 Iowa Department of Public Health. (2019). Iowa Public Health Tracking Portal. Retrieved from <https://tracking.idph.iowa.gov/>
 State Library of Iowa. (2019). American Community Survey: Poverty status in the past 12 months.
 State Library of Iowa. (2019). American Community Survey: Year structure built.

*Elevated Blood Lead Level is equal to or greater than 5 mcg/dL
<https://www.cdc.gov/nceh/lead/data/blood-lead-reference-value.htm>
 References:
 Iowa Department of Public Health. (2019). Iowa Public Health Tracking Portal. Retrieved from <https://tracking.idph.iowa.gov/>
 State Library of Iowa. (2019). American Community Survey: Poverty status in the past 12 months.
 State Library of Iowa. (2019). American Community Survey: Year structure built.

981 children under 6 had a confirmed elevated blood lead level above 5 µg/dL in Iowa in 2019



That is enough to fill 13.5 school buses

Iowa Public Health Tracking Portal. (2019). Children Tested. Retrieved from <https://tracking.idph.iowa.gov/Health/Lead-Poisoning/Annual-Blood-Lead-Testing-Children-Under-6/Children-Tested>

981 children under 6 had a confirmed elevated blood lead level above 5 µg/dL in Iowa in 2019



That is enough to fill 13.5 school buses

Iowa Public Health Tracking Portal. (2019). Children Tested. Retrieved from <https://tracking.idph.iowa.gov/Health/Lead-Poisoning/Annual-Blood-Lead-Testing-Children-Under-6/Children-Tested>

HEALTH IMPACTS



Damage to brain & nervous system



Slowed growth & development



Hearing & speech problems



Learning & behavior problems



Damage to brain & nervous system



Slowed growth & development



Hearing & speech problems



Learning & behavior problems

CHILDHOOD LEAD POISONING IS

100%

PREVENTABLE

**IF YOU DON'T TEST, YOU
DON'T DIAGNOSE.**

**IF YOU DON'T DIAGNOSE, YOU
CAN'T INTERVENE.**

CHILDHOOD LEAD POISONING IS

100%

PREVENTABLE

**IF YOU DON'T TEST, YOU
DON'T DIAGNOSE.**

**IF YOU DON'T DIAGNOSE, YOU
CAN'T INTERVENE.**

2019 KEOKUK COUNTY IOWA LEAD REPORT CARD

2019 KEOKUK COUNTY IOWA LEAD REPORT CARD

OF ALL KEOKUK COUNTY CHILDREN
0 TO 6 YEARS OLD ONLY

31.3%

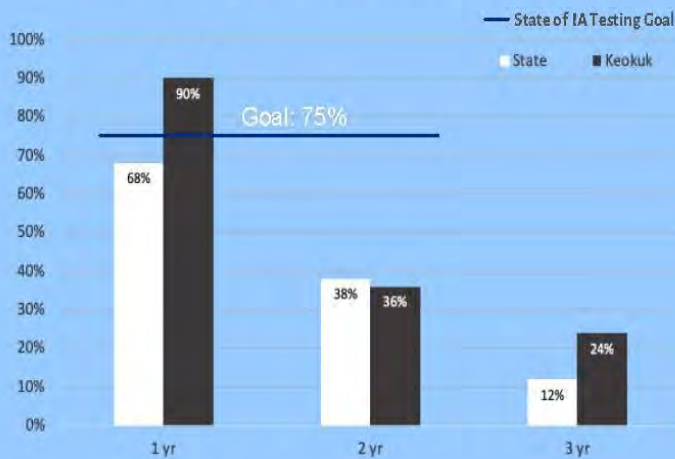
WERE TESTED FOR LEAD

OF ALL KEOKUK COUNTY CHILDREN
0 TO 6 YEARS OLD ONLY

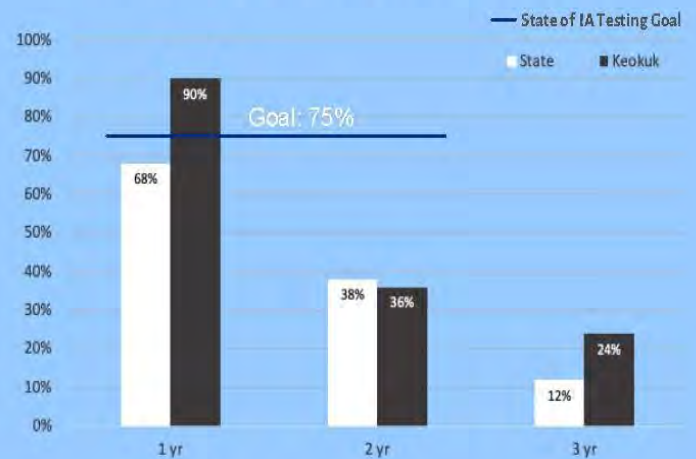
31.3%

WERE TESTED FOR LEAD

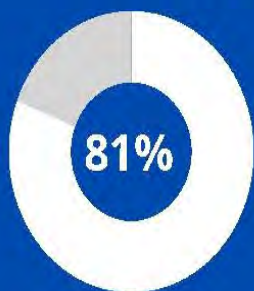
State vs County - Percent of Children Receiving a Blood Lead Test By Age



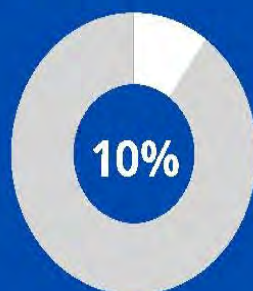
State vs County - Percent of Children Receiving a Blood Lead Test By Age



RISK FACTORS

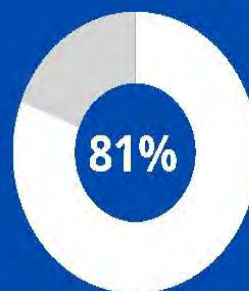


Pre-1979 Housing

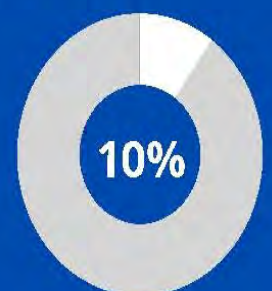


Population Below Poverty Level

RISK FACTORS



Pre-1979 Housing



Population Below Poverty Level

*Elevated Blood Lead Level is equal to or greater than 5 mcg/dL
<https://www.cdc.gov/nceh/lead/data/blood-lead-reference-value.htm>
 References:
 Iowa Department of Public Health. (2019). Iowa Public Health Tracking Portal. Retrieved from <https://tracking.idph.iowa.gov/>
 State Library of Iowa. (2019). American Community Survey: Poverty status in the past 12 months.
 State Library of Iowa. (2019). American Community Survey: Year structure built.

*Elevated Blood Lead Level is equal to or greater than 5 mcg/dL
<https://www.cdc.gov/nceh/lead/data/blood-lead-reference-value.htm>
 References:
 Iowa Department of Public Health. (2019). Iowa Public Health Tracking Portal. Retrieved from <https://tracking.idph.iowa.gov/>
 State Library of Iowa. (2019). American Community Survey: Poverty status in the past 12 months.
 State Library of Iowa. (2019). American Community Survey: Year structure built.

981 children under 6 had a confirmed elevated blood lead level above 5 µg/dL in Iowa in 2019



That is enough to fill 13.5 school buses

Iowa Public Health Tracking Portal. (2019). Children Tested. Retrieved from <https://tracking.idph.iowa.gov/Health/Lead-Poisoning/Annual-Blood-Lead-Testing-Children-Under-6/Children-Tested>

981 children under 6 had a confirmed elevated blood lead level above 5 µg/dL in Iowa in 2019



That is enough to fill 13.5 school buses

Iowa Public Health Tracking Portal. (2019). Children Tested. Retrieved from <https://tracking.idph.iowa.gov/Health/Lead-Poisoning/Annual-Blood-Lead-Testing-Children-Under-6/Children-Tested>

HEALTH IMPACTS



Damage to brain & nervous system



Slowed growth & development



Hearing & speech problems



Learning & behavior problems



Damage to brain & nervous system



Slowed growth & development



Hearing & speech problems



Learning & behavior problems

CHILDHOOD LEAD POISONING IS

100%

PREVENTABLE

**IF YOU DON'T TEST, YOU
DON'T DIAGNOSE.**

**IF YOU DON'T DIAGNOSE, YOU
CAN'T INTERVENE.**

CHILDHOOD LEAD POISONING IS

100%

PREVENTABLE

**IF YOU DON'T TEST, YOU
DON'T DIAGNOSE.**

**IF YOU DON'T DIAGNOSE, YOU
CAN'T INTERVENE.**

2019 KOSSUTH COUNTY IOWA LEAD REPORT CARD

2019 KOSSUTH COUNTY IOWA LEAD REPORT CARD

OF ALL KOSSUTH COUNTY CHILDREN
0 TO 6 YEARS OLD ONLY

16.3%

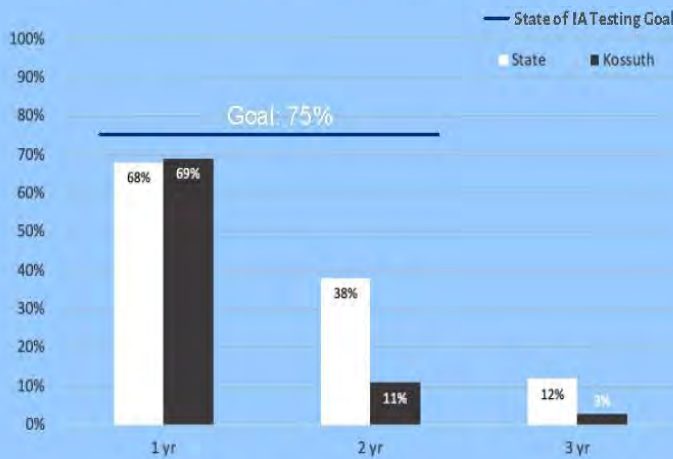
WERE TESTED FOR LEAD

OF ALL KOSSUTH COUNTY CHILDREN
0 TO 6 YEARS OLD ONLY

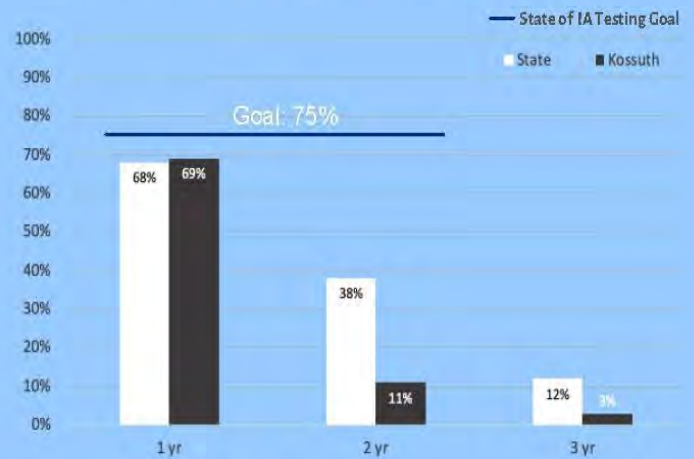
16.3%

WERE TESTED FOR LEAD

State vs County - Percent of Children Receiving a Blood Lead Test By Age



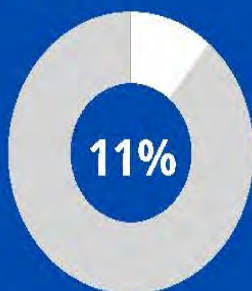
State vs County - Percent of Children Receiving a Blood Lead Test By Age



RISK FACTORS



Pre-1979 Housing

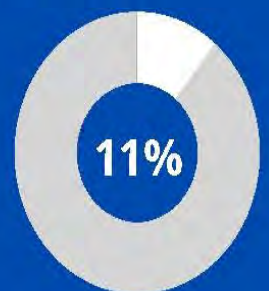


Population Below Poverty Level

RISK FACTORS



Pre-1979 Housing



Population Below Poverty Level

*Elevated Blood Lead Level is equal to or greater than 5 mcg/dL
<https://www.cdc.gov/nceh/lead/data/blood-lead-reference-value.htm>
 References:
 Iowa Department of Public Health. (2019). Iowa Public Health Tracking Portal. Retrieved from <https://tracking.idph.iowa.gov/>
 State Library of Iowa. (2019). American Community Survey: Poverty status in the past 12 months.
 State Library of Iowa. (2019). American Community Survey: Year structure built.



*Elevated Blood Lead Level is equal to or greater than 5 mcg/dL
<https://www.cdc.gov/nceh/lead/data/blood-lead-reference-value.htm>
 References:
 Iowa Department of Public Health. (2019). Iowa Public Health Tracking Portal. Retrieved from <https://tracking.idph.iowa.gov/>
 State Library of Iowa. (2019). American Community Survey: Poverty status in the past 12 months.
 State Library of Iowa. (2019). American Community Survey: Year structure built.



981 children under 6 had a confirmed elevated blood lead level above 5 µg/dL in Iowa in 2019



That is enough to fill 13.5 school buses

Iowa Public Health Tracking Portal. (2019). Children Tested. Retrieved from <https://tracking.idph.iowa.gov/Health/Lead-Poisoning/Annual-Blood-Lead-Testing-Children-Under-6/Children-Tested>

981 children under 6 had a confirmed elevated blood lead level above 5 µg/dL in Iowa in 2019



That is enough to fill 13.5 school buses

Iowa Public Health Tracking Portal. (2019). Children Tested. Retrieved from <https://tracking.idph.iowa.gov/Health/Lead-Poisoning/Annual-Blood-Lead-Testing-Children-Under-6/Children-Tested>

HEALTH IMPACTS



Damage to brain & nervous system



Slowed growth & development



Hearing & speech problems



Learning & behavior problems



Damage to brain & nervous system



Slowed growth & development



Hearing & speech problems



Learning & behavior problems

CHILDHOOD LEAD POISONING IS

100%

PREVENTABLE

**IF YOU DON'T TEST, YOU
DON'T DIAGNOSE.**

**IF YOU DON'T DIAGNOSE, YOU
CAN'T INTERVENE.**

CHILDHOOD LEAD POISONING IS

100%

PREVENTABLE

**IF YOU DON'T TEST, YOU
DON'T DIAGNOSE.**

**IF YOU DON'T DIAGNOSE, YOU
CAN'T INTERVENE.**

2019 LEE COUNTY IOWA LEAD REPORT CARD

2019 LEE COUNTY IOWA LEAD REPORT CARD

OF ALL LEE COUNTY CHILDREN
0 TO 6 YEARS OLD ONLY

28.9%

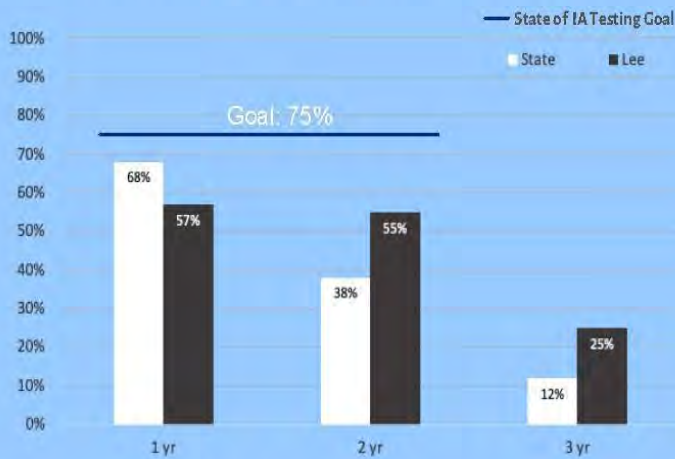
WERE TESTED FOR LEAD

OF ALL LEE COUNTY CHILDREN
0 TO 6 YEARS OLD ONLY

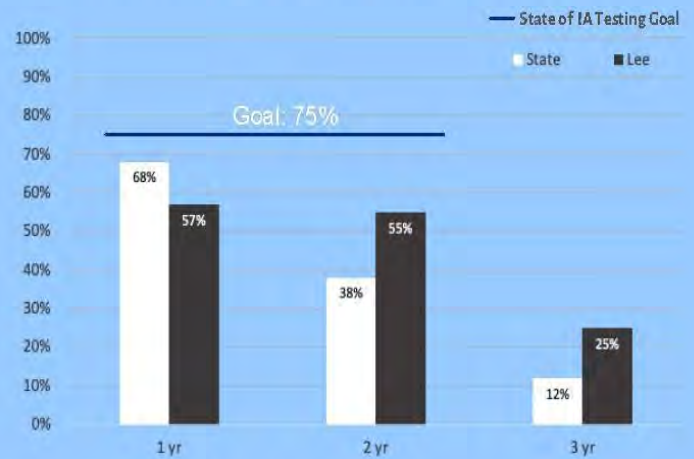
28.9%

WERE TESTED FOR LEAD

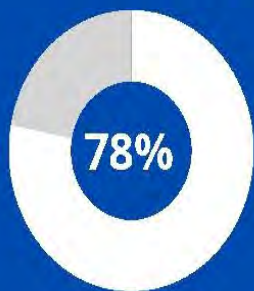
State vs County - Percent of Children
Receiving a Blood Lead Test By Age



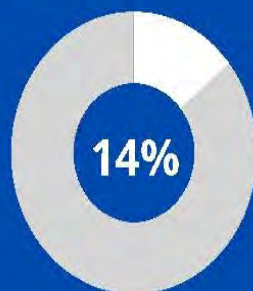
State vs County - Percent of Children
Receiving a Blood Lead Test By Age



RISK FACTORS

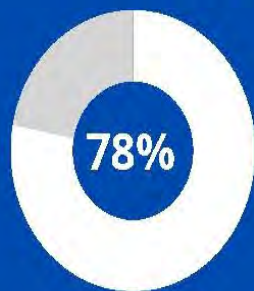


Pre-1979 Housing

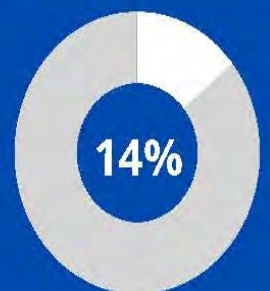


Population Below
Poverty Level

RISK FACTORS



Pre-1979 Housing



Population Below
Poverty Level

*Elevated Blood Lead Level is equal to or greater than 5 mcg/dL
<https://www.cdc.gov/nceh/lead/data/blood-lead-reference-value.htm>
 References:
 Iowa Department of Public Health. (2019). Iowa Public Health Tracking Portal. Retrieved from <https://tracking.idph.iowa.gov/>
 State Library of Iowa. (2019). American Community Survey: Poverty status in the past 12 months.
 State Library of Iowa. (2019). American Community Survey: Year structure built.

*Elevated Blood Lead Level is equal to or greater than 5 mcg/dL
<https://www.cdc.gov/nceh/lead/data/blood-lead-reference-value.htm>
 References:
 Iowa Department of Public Health. (2019). Iowa Public Health Tracking Portal. Retrieved from <https://tracking.idph.iowa.gov/>
 State Library of Iowa. (2019). American Community Survey: Poverty status in the past 12 months.
 State Library of Iowa. (2019). American Community Survey: Year structure built.

981 children under 6 had a confirmed elevated blood lead level above 5 µg/dL in Iowa in 2019



That is enough to fill 13.5 school buses

Iowa Public Health Tracking Portal. (2019). Children Tested. Retrieved from <https://tracking.idph.iowa.gov/Health/Lead-Poisoning/Annual-Blood-Lead-Testing-Children-Under-6/Children-Tested>

981 children under 6 had a confirmed elevated blood lead level above 5 µg/dL in Iowa in 2019



That is enough to fill 13.5 school buses

Iowa Public Health Tracking Portal. (2019). Children Tested. Retrieved from <https://tracking.idph.iowa.gov/Health/Lead-Poisoning/Annual-Blood-Lead-Testing-Children-Under-6/Children-Tested>

HEALTH IMPACTS



Damage to brain & nervous system



Slowed growth & development



Hearing & speech problems



Learning & behavior problems



Damage to brain & nervous system



Slowed growth & development



Hearing & speech problems



Learning & behavior problems

CHILDHOOD LEAD POISONING IS

100%

PREVENTABLE

**IF YOU DON'T TEST, YOU
DON'T DIAGNOSE.**

**IF YOU DON'T DIAGNOSE, YOU
CAN'T INTERVENE.**

CHILDHOOD LEAD POISONING IS

100%

PREVENTABLE

**IF YOU DON'T TEST, YOU
DON'T DIAGNOSE.**

**IF YOU DON'T DIAGNOSE, YOU
CAN'T INTERVENE.**

2019 LINN COUNTY IOWA LEAD REPORT CARD

2019 LINN COUNTY IOWA LEAD REPORT CARD

OF ALL LINN COUNTY CHILDREN
0 TO 6 YEARS OLD ONLY

24.4%

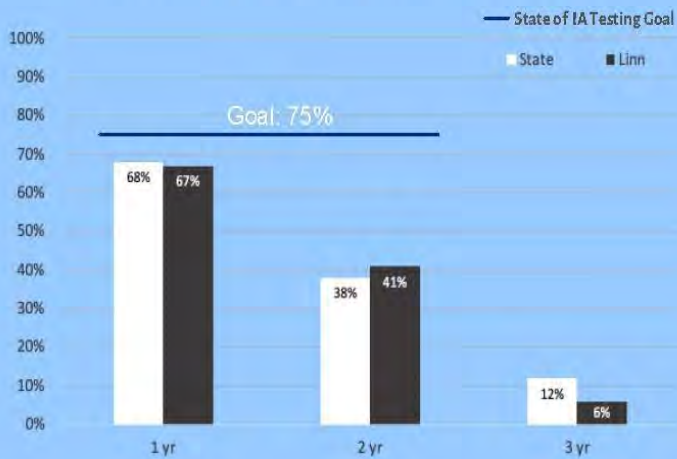
WERE TESTED FOR LEAD

OF ALL LINN COUNTY CHILDREN
0 TO 6 YEARS OLD ONLY

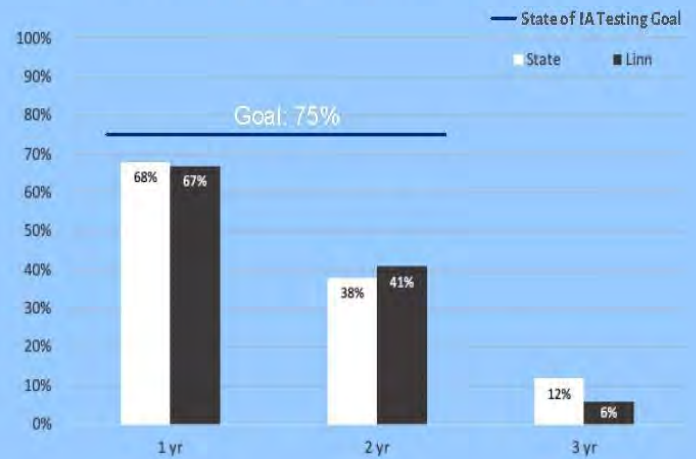
24.4%

WERE TESTED FOR LEAD

State vs County - Percent of Children
Receiving a Blood Lead Test By Age



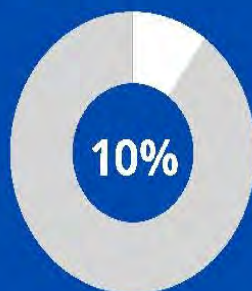
State vs County - Percent of Children
Receiving a Blood Lead Test By Age



RISK FACTORS



Pre-1979 Housing

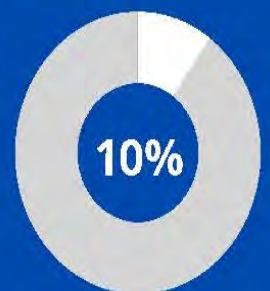


Population Below
Poverty Level

RISK FACTORS



Pre-1979 Housing



Population Below
Poverty Level

*Elevated Blood Lead Level is equal to or greater than 5 mcg/dL
<https://www.cdc.gov/nceh/lead/data/blood-lead-reference-value.htm>
 References:
 Iowa Department of Public Health. (2019). Iowa Public Health Tracking Portal. Retrieved from <https://tracking.idph.iowa.gov/>
 State Library of Iowa. (2019). American Community Survey: Poverty status in the past 12 months.
 State Library of Iowa. (2019). American Community Survey: Year structure built.

*Elevated Blood Lead Level is equal to or greater than 5 mcg/dL
<https://www.cdc.gov/nceh/lead/data/blood-lead-reference-value.htm>
 References:
 Iowa Department of Public Health. (2019). Iowa Public Health Tracking Portal. Retrieved from <https://tracking.idph.iowa.gov/>
 State Library of Iowa. (2019). American Community Survey: Poverty status in the past 12 months.
 State Library of Iowa. (2019). American Community Survey: Year structure built.

981 children under 6 had a confirmed elevated blood lead level above 5 µg/dL in Iowa in 2019



That is enough to fill 13.5 school buses

Iowa Public Health Tracking Portal. (2019). Children Tested. Retrieved from <https://tracking.idph.iowa.gov/Health/Lead-Poisoning/Annual-Blood-Lead-Testing-Children-Under-6/Children-Tested>

981 children under 6 had a confirmed elevated blood lead level above 5 µg/dL in Iowa in 2019



That is enough to fill 13.5 school buses

Iowa Public Health Tracking Portal. (2019). Children Tested. Retrieved from <https://tracking.idph.iowa.gov/Health/Lead-Poisoning/Annual-Blood-Lead-Testing-Children-Under-6/Children-Tested>

HEALTH IMPACTS



Damage to brain & nervous system



Slowed growth & development



Hearing & speech problems



Learning & behavior problems



Damage to brain & nervous system



Slowed growth & development



Hearing & speech problems



Learning & behavior problems

CHILDHOOD LEAD POISONING IS

100%

PREVENTABLE

**IF YOU DON'T TEST, YOU
DON'T DIAGNOSE.**

**IF YOU DON'T DIAGNOSE, YOU
CAN'T INTERVENE.**

CHILDHOOD LEAD POISONING IS

100%

PREVENTABLE

**IF YOU DON'T TEST, YOU
DON'T DIAGNOSE.**

**IF YOU DON'T DIAGNOSE, YOU
CAN'T INTERVENE.**

2019 LOUISA COUNTY IOWA LEAD REPORT CARD

2019 LOUISA COUNTY IOWA LEAD REPORT CARD

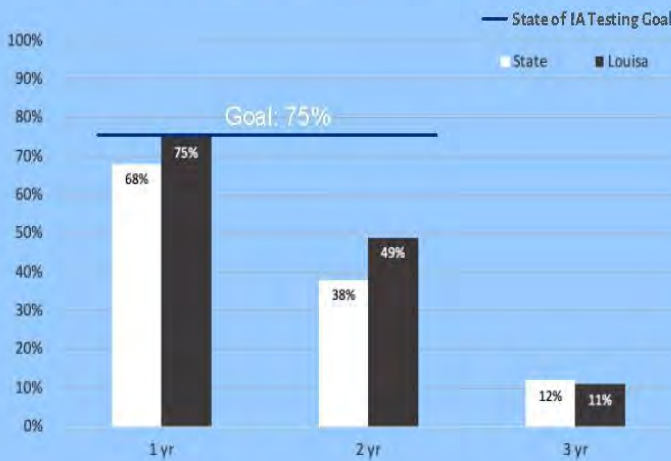
OF ALL LOUISA COUNTY CHILDREN
0 TO 6 YEARS OLD ONLY

28.5%
WERE TESTED FOR LEAD

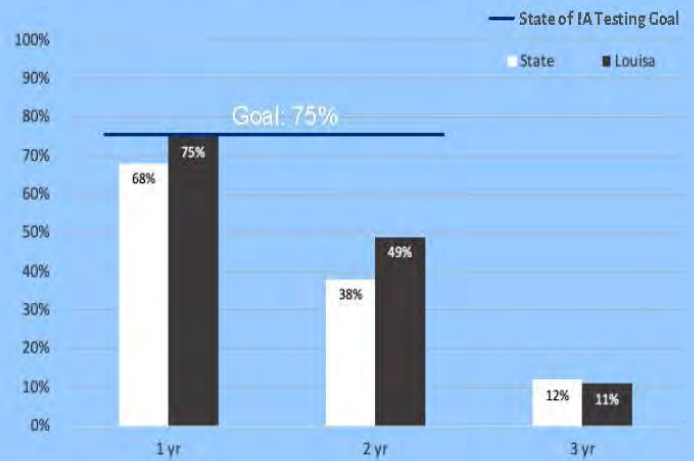
OF ALL LOUISA COUNTY CHILDREN
0 TO 6 YEARS OLD ONLY

28.5%
WERE TESTED FOR LEAD

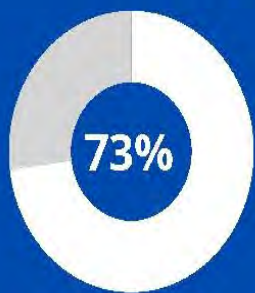
State vs County - Percent of Children
Receiving a Blood Lead Test By Age



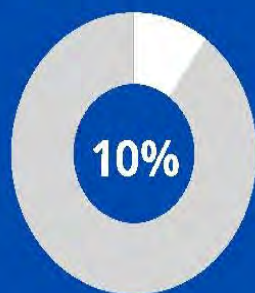
State vs County - Percent of Children
Receiving a Blood Lead Test By Age



RISK FACTORS

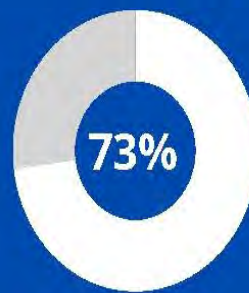


Pre-1979 Housing

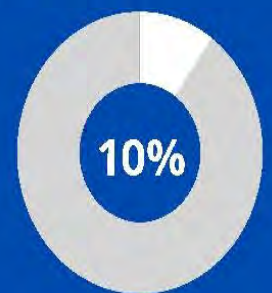


Population Below
Poverty Level

RISK FACTORS



Pre-1979 Housing



Population Below
Poverty Level

*Elevated Blood Lead Level is equal to or greater than 5 mcg/dL
<https://www.cdc.gov/nceh/lead/data/blood-lead-reference-value.htm>
References:
Iowa Department of Public Health. (2019). Iowa Public Health Tracking Portal. Retrieved from <https://tracking.idph.iowa.gov/>
State Library of Iowa. (2019). American Community Survey: Poverty status in the past 12 months.
State Library of Iowa. (2019). American Community Survey: Year structure built.

*Elevated Blood Lead Level is equal to or greater than 5 mcg/dL
<https://www.cdc.gov/nceh/lead/data/blood-lead-reference-value.htm>
References:
Iowa Department of Public Health. (2019). Iowa Public Health Tracking Portal. Retrieved from <https://tracking.idph.iowa.gov/>
State Library of Iowa. (2019). American Community Survey: Poverty status in the past 12 months.
State Library of Iowa. (2019). American Community Survey: Year structure built.

981 children under 6 had a confirmed elevated blood lead level above 5 µg/dL in Iowa in 2019



That is enough to fill 13.5 school buses

Iowa Public Health Tracking Portal. (2019). Children Tested. Retrieved from <https://tracking.idph.iowa.gov/Health/Lead-Poisoning/Annual-Blood-Lead-Testing-Children-Under-6/Children-Tested>

981 children under 6 had a confirmed elevated blood lead level above 5 µg/dL in Iowa in 2019



That is enough to fill 13.5 school buses

Iowa Public Health Tracking Portal. (2019). Children Tested. Retrieved from <https://tracking.idph.iowa.gov/Health/Lead-Poisoning/Annual-Blood-Lead-Testing-Children-Under-6/Children-Tested>

HEALTH IMPACTS



Damage to brain & nervous system



Slowed growth & development



Hearing & speech problems



Learning & behavior problems



Damage to brain & nervous system



Slowed growth & development



Hearing & speech problems



Learning & behavior problems

CHILDHOOD LEAD POISONING IS

100%

PREVENTABLE

**IF YOU DON'T TEST, YOU
DON'T DIAGNOSE.**

**IF YOU DON'T DIAGNOSE, YOU
CAN'T INTERVENE.**

CHILDHOOD LEAD POISONING IS

100%

PREVENTABLE

**IF YOU DON'T TEST, YOU
DON'T DIAGNOSE.**

**IF YOU DON'T DIAGNOSE, YOU
CAN'T INTERVENE.**

2019 LUCAS COUNTY IOWA LEAD REPORT CARD

2019 LUCAS COUNTY IOWA LEAD REPORT CARD

OF ALL LUCAS COUNTY CHILDREN
0 TO 6 YEARS OLD ONLY

21.0%

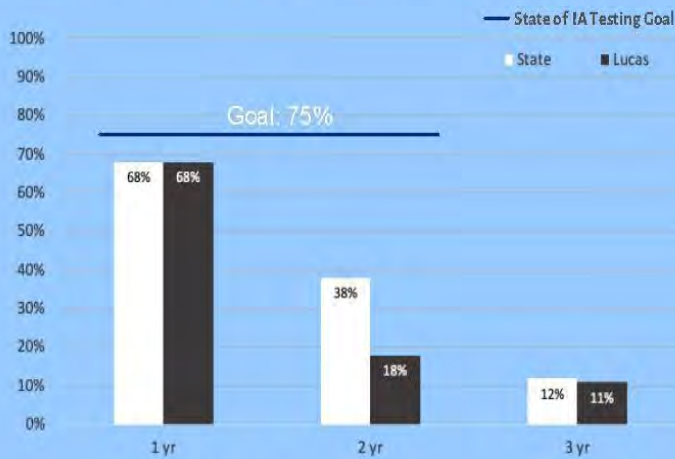
WERE TESTED FOR LEAD

OF ALL LUCAS COUNTY CHILDREN
0 TO 6 YEARS OLD ONLY

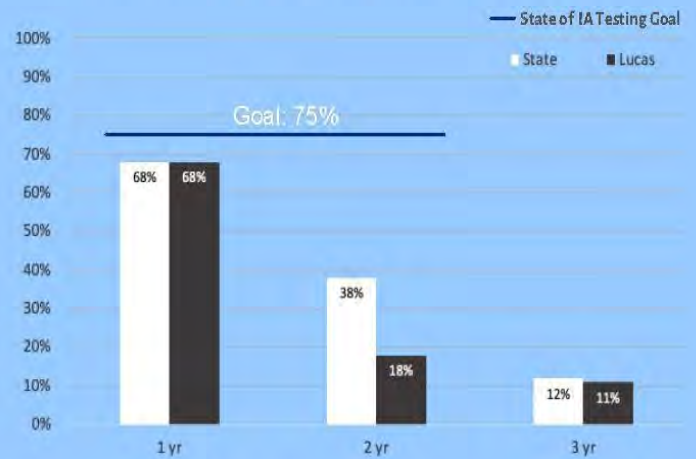
21.0%

WERE TESTED FOR LEAD

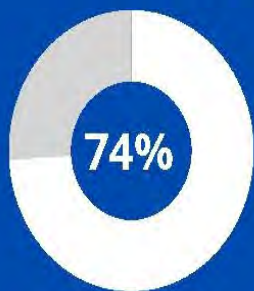
State vs County - Percent of Children
Receiving a Blood Lead Test By Age



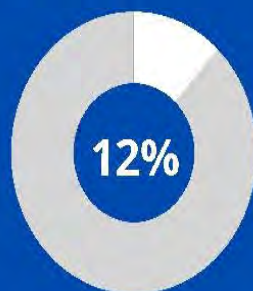
State vs County - Percent of Children
Receiving a Blood Lead Test By Age



RISK FACTORS

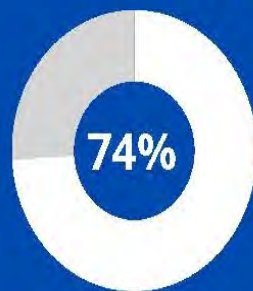


Pre-1979 Housing

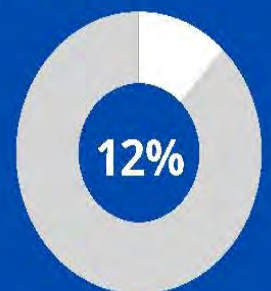


Population Below
Poverty Level

RISK FACTORS



Pre-1979 Housing



Population Below
Poverty Level

*Elevated Blood Lead Level is equal to or greater than 5 mcg/dL
<https://www.cdc.gov/nceh/lead/data/blood-lead-reference-value.htm>
 References:
 Iowa Department of Public Health. (2019). Iowa Public Health Tracking Portal. Retrieved from <https://tracking.idph.iowa.gov/>
 State Library of Iowa. (2019). American Community Survey: Poverty status in the past 12 months.
 State Library of Iowa. (2019). American Community Survey: Year structure built.

*Elevated Blood Lead Level is equal to or greater than 5 mcg/dL
<https://www.cdc.gov/nceh/lead/data/blood-lead-reference-value.htm>
 References:
 Iowa Department of Public Health. (2019). Iowa Public Health Tracking Portal. Retrieved from <https://tracking.idph.iowa.gov/>
 State Library of Iowa. (2019). American Community Survey: Poverty status in the past 12 months.
 State Library of Iowa. (2019). American Community Survey: Year structure built.

981 children under 6 had a confirmed elevated blood lead level above 5 µg/dL in Iowa in 2019



That is enough to fill 13.5 school buses

Iowa Public Health Tracking Portal. (2019). Children Tested. Retrieved from <https://tracking.idph.iowa.gov/Health/Lead-Poisoning/Annual-Blood-Lead-Testing-Children-Under-6/Children-Tested>

981 children under 6 had a confirmed elevated blood lead level above 5 µg/dL in Iowa in 2019



That is enough to fill 13.5 school buses

Iowa Public Health Tracking Portal. (2019). Children Tested. Retrieved from <https://tracking.idph.iowa.gov/Health/Lead-Poisoning/Annual-Blood-Lead-Testing-Children-Under-6/Children-Tested>

HEALTH IMPACTS



Damage to brain & nervous system



Slowed growth & development



Hearing & speech problems



Learning & behavior problems



Damage to brain & nervous system



Slowed growth & development



Hearing & speech problems



Learning & behavior problems

CHILDHOOD LEAD POISONING IS

100%

PREVENTABLE

**IF YOU DON'T TEST, YOU
DON'T DIAGNOSE.**

**IF YOU DON'T DIAGNOSE, YOU
CAN'T INTERVENE.**

CHILDHOOD LEAD POISONING IS

100%

PREVENTABLE

**IF YOU DON'T TEST, YOU
DON'T DIAGNOSE.**

**IF YOU DON'T DIAGNOSE, YOU
CAN'T INTERVENE.**

2019 LYON COUNTY IOWA LEAD REPORT CARD

2019 LYON COUNTY IOWA LEAD REPORT CARD

OF ALL LYON COUNTY CHILDREN
0 TO 6 YEARS OLD ONLY

18.6%

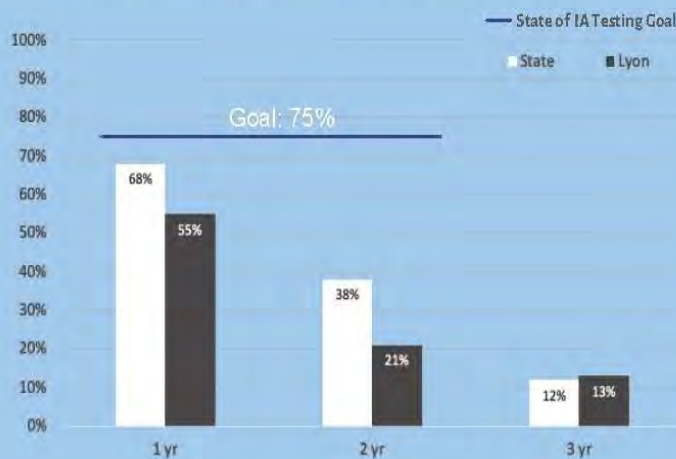
WERE TESTED FOR LEAD

OF ALL LYON COUNTY CHILDREN
0 TO 6 YEARS OLD ONLY

18.6%

WERE TESTED FOR LEAD

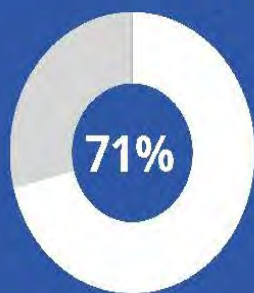
State vs County - Percent of Children
Receiving a Blood Lead Test By Age



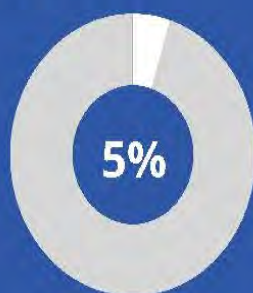
State vs County - Percent of Children
Receiving a Blood Lead Test By Age



RISK FACTORS

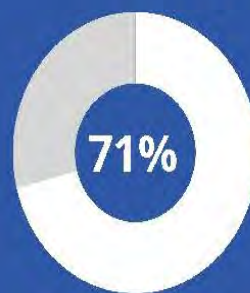


Pre-1979 Housing

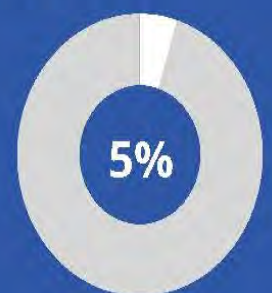


Population Below
Poverty Level

RISK FACTORS



Pre-1979 Housing



Population Below
Poverty Level

*Elevated Blood Lead Level is equal to or greater than 5 mcg/dL
<https://www.cdc.gov/nceh/lead/data/blood-lead-reference-value.htm>
References:
Iowa Department of Public Health. (2019). Iowa Public Health Tracking Portal. Retrieved from <https://tracking.idph.iowa.gov/>
State Library of Iowa. (2019). American Community Survey: Poverty status in the past 12 months.
State Library of Iowa. (2019). American Community Survey: Year structure built.

*Elevated Blood Lead Level is equal to or greater than 5 mcg/dL
<https://www.cdc.gov/nceh/lead/data/blood-lead-reference-value.htm>
References:
Iowa Department of Public Health. (2019). Iowa Public Health Tracking Portal. Retrieved from <https://tracking.idph.iowa.gov/>
State Library of Iowa. (2019). American Community Survey: Poverty status in the past 12 months.
State Library of Iowa. (2019). American Community Survey: Year structure built.

981 children under 6 had a confirmed elevated blood lead level above 5 µg/dL in Iowa in 2019



That is enough to fill 13.5 school buses

Iowa Public Health Tracking Portal. (2019). Children Tested. Retrieved from <https://tracking.idph.iowa.gov/Health/Lead-Poisoning/Annual-Blood-Lead-Testing-Children-Under-6/Children-Tested>

981 children under 6 had a confirmed elevated blood lead level above 5 µg/dL in Iowa in 2019



That is enough to fill 13.5 school buses

Iowa Public Health Tracking Portal. (2019). Children Tested. Retrieved from <https://tracking.idph.iowa.gov/Health/Lead-Poisoning/Annual-Blood-Lead-Testing-Children-Under-6/Children-Tested>

HEALTH IMPACTS



Damage to brain & nervous system



Slowed growth & development



Hearing & speech problems



Learning & behavior problems



Damage to brain & nervous system



Slowed growth & development



Hearing & speech problems



Learning & behavior problems

CHILDHOOD LEAD POISONING IS

100%

PREVENTABLE

**IF YOU DON'T TEST, YOU
DON'T DIAGNOSE.**

**IF YOU DON'T DIAGNOSE, YOU
CAN'T INTERVENE.**

CHILDHOOD LEAD POISONING IS

100%

PREVENTABLE

**IF YOU DON'T TEST, YOU
DON'T DIAGNOSE.**

**IF YOU DON'T DIAGNOSE, YOU
CAN'T INTERVENE.**

2019 MADISON COUNTY IOWA LEAD REPORT CARD

2019 MADISON COUNTY IOWA LEAD REPORT CARD

OF ALL MADISON COUNTY CHILDREN
0 TO 6 YEARS OLD ONLY

18.0%

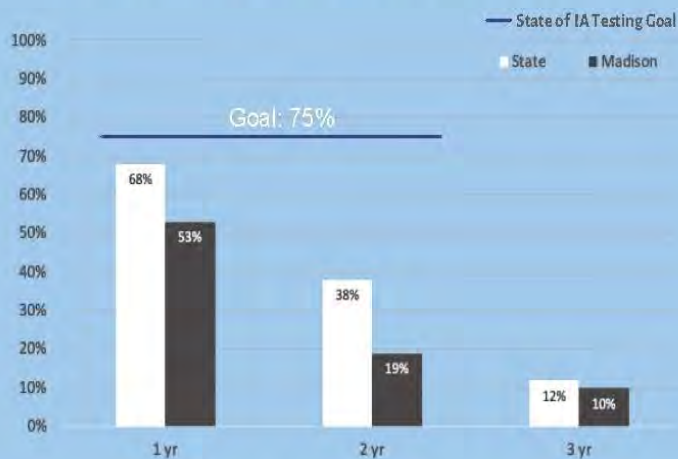
WERE TESTED FOR LEAD

OF ALL MADISON COUNTY CHILDREN
0 TO 6 YEARS OLD ONLY

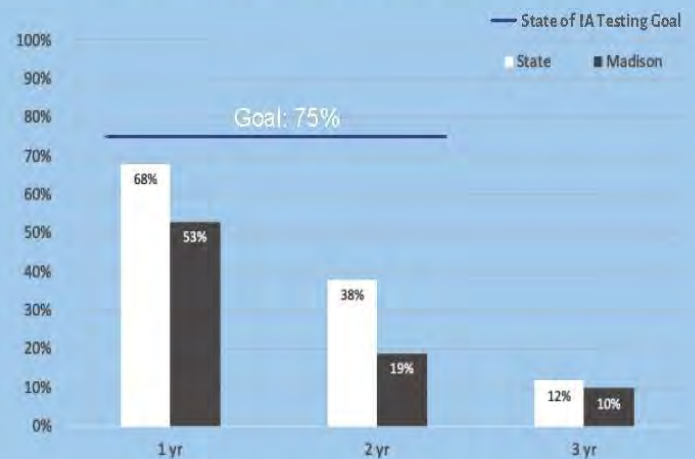
18.0%

WERE TESTED FOR LEAD

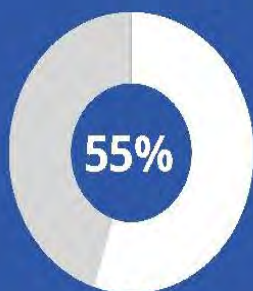
State vs County - Percent of Children Receiving a Blood Lead Test By Age



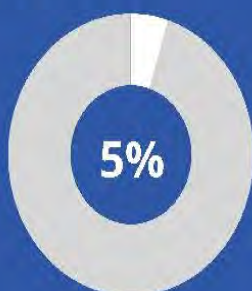
State vs County - Percent of Children Receiving a Blood Lead Test By Age



RISK FACTORS



Pre-1979 Housing

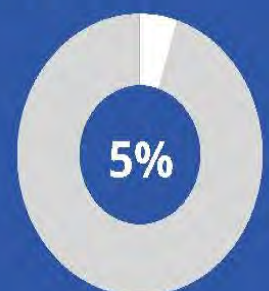


Population Below Poverty Level

RISK FACTORS



Pre-1979 Housing



Population Below Poverty Level

*Elevated Blood Lead Level is equal to or greater than 5 mcg/dL.
<https://www.cdc.gov/nceh/lead/data/blood-lead-reference-value.htm>
References:
Iowa Department of Public Health. (2019). Iowa Public Health Tracking Portal. Retrieved from <https://tracking.idph.iowa.gov/>
State Library of Iowa. (2019). American Community Survey: Poverty status in the past 12 months.
State Library of Iowa. (2019). American Community Survey: Year structure built.

*Elevated Blood Lead Level is equal to or greater than 5 mcg/dL.
<https://www.cdc.gov/nceh/lead/data/blood-lead-reference-value.htm>
References:
Iowa Department of Public Health. (2019). Iowa Public Health Tracking Portal. Retrieved from <https://tracking.idph.iowa.gov/>
State Library of Iowa. (2019). American Community Survey: Poverty status in the past 12 months.
State Library of Iowa. (2019). American Community Survey: Year structure built.

981 children under 6 had a confirmed elevated blood lead level above 5 µg/dL in Iowa in 2019



That is enough to fill 13.5 school buses

Iowa Public Health Tracking Portal. (2019). Children Tested. Retrieved from <https://tracking.idph.iowa.gov/Health/Lead-Poisoning/Annual-Blood-Lead-Testing-Children-Under-6/Children-Tested>

981 children under 6 had a confirmed elevated blood lead level above 5 µg/dL in Iowa in 2019



That is enough to fill 13.5 school buses

Iowa Public Health Tracking Portal. (2019). Children Tested. Retrieved from <https://tracking.idph.iowa.gov/Health/Lead-Poisoning/Annual-Blood-Lead-Testing-Children-Under-6/Children-Tested>

HEALTH IMPACTS



Damage to brain & nervous system



Slowed growth & development



Hearing & speech problems



Learning & behavior problems

HEALTH IMPACTS



Damage to brain & nervous system



Slowed growth & development



Hearing & speech problems



Learning & behavior problems

CHILDHOOD LEAD POISONING IS

100%

PREVENTABLE

**IF YOU DON'T TEST, YOU
DON'T DIAGNOSE.**

**IF YOU DON'T DIAGNOSE, YOU
CAN'T INTERVENE.**

CHILDHOOD LEAD POISONING IS

100%

PREVENTABLE

**IF YOU DON'T TEST, YOU
DON'T DIAGNOSE.**

**IF YOU DON'T DIAGNOSE, YOU
CAN'T INTERVENE.**

2019 MAHASKA COUNTY IOWA LEAD REPORT CARD

2019 MAHASKA COUNTY IOWA LEAD REPORT CARD

OF ALL MAHASKA COUNTY CHILDREN 0 TO 6 YEARS OLD ONLY

26.3%

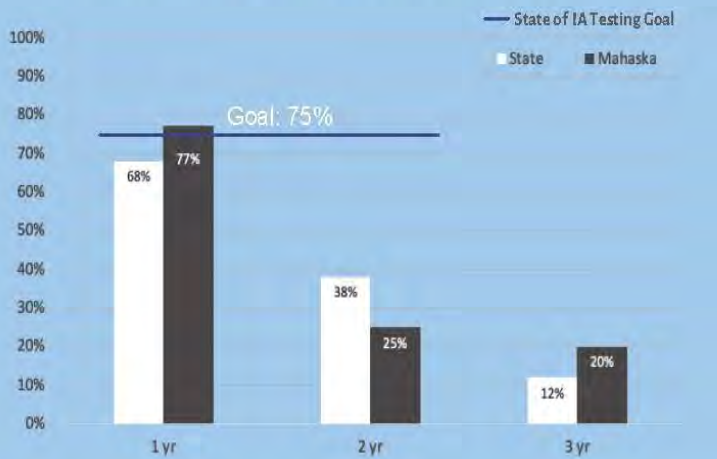
WERE TESTED FOR LEAD

OF ALL MAHASKA COUNTY CHILDREN 0 TO 6 YEARS OLD ONLY

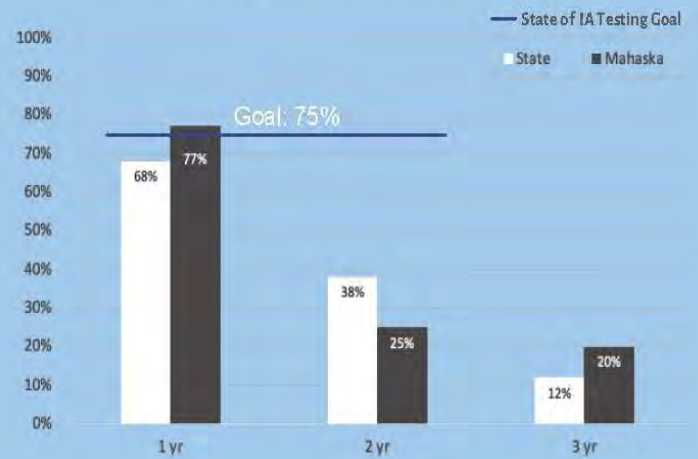
26.3%

WERE TESTED FOR LEAD

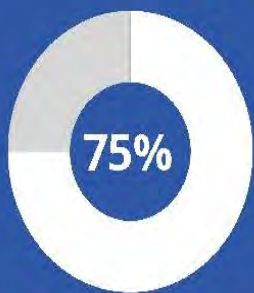
State vs County - Percent of Children Receiving a Blood Lead Test By Age



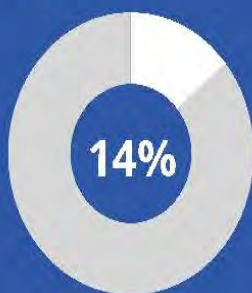
State vs County - Percent of Children Receiving a Blood Lead Test By Age



RISK FACTORS



Pre-1979 Housing

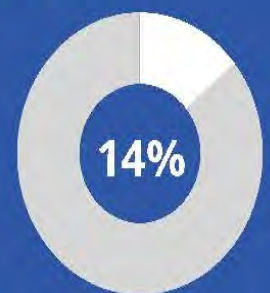


Population Below Poverty Level

RISK FACTORS



Pre-1979 Housing



Population Below Poverty Level

*Elevated Blood Lead Level is equal to or greater than 5 mcg/dL. <https://www.cdc.gov/nceh/lead/data/blood-lead-reference-value.htm>
References: Iowa Department of Public Health. (2019). Iowa Public Health Tracking Portal. Retrieved from <https://tracking.idph.iowa.gov/>
State Library of Iowa. (2019). American Community Survey: Poverty status in the past 12 months.
State Library of Iowa. (2019). American Community Survey: Year structure built.

*Elevated Blood Lead Level is equal to or greater than 5 mcg/dL. <https://www.cdc.gov/nceh/lead/data/blood-lead-reference-value.htm>
References: Iowa Department of Public Health. (2019). Iowa Public Health Tracking Portal. Retrieved from <https://tracking.idph.iowa.gov/>
State Library of Iowa. (2019). American Community Survey: Poverty status in the past 12 months.
State Library of Iowa. (2019). American Community Survey: Year structure built.

981 children under 6 had a confirmed elevated blood lead level above 5 µg/dL in Iowa in 2019



That is enough to fill 13.5 school buses

Iowa Public Health Tracking Portal. (2019). Children Tested. Retrieved from <https://tracking.idph.iowa.gov/Health/Lead-Poisoning/Annual-Blood-Lead-Testing-Children-Under-6/Children-Tested>

981 children under 6 had a confirmed elevated blood lead level above 5 µg/dL in Iowa in 2019



That is enough to fill 13.5 school buses

Iowa Public Health Tracking Portal. (2019). Children Tested. Retrieved from <https://tracking.idph.iowa.gov/Health/Lead-Poisoning/Annual-Blood-Lead-Testing-Children-Under-6/Children-Tested>

HEALTH IMPACTS



Damage to brain & nervous system



Slowed growth & development



Hearing & speech problems



Learning & behavior problems



Damage to brain & nervous system



Slowed growth & development



Hearing & speech problems



Learning & behavior problems

CHILDHOOD LEAD POISONING IS

100%

PREVENTABLE

**IF YOU DON'T TEST, YOU
DON'T DIAGNOSE.**

**IF YOU DON'T DIAGNOSE, YOU
CAN'T INTERVENE.**

CHILDHOOD LEAD POISONING IS

100%

PREVENTABLE

**IF YOU DON'T TEST, YOU
DON'T DIAGNOSE.**

**IF YOU DON'T DIAGNOSE, YOU
CAN'T INTERVENE.**

2019 MARION COUNTY IOWA LEAD REPORT CARD

2019 MARION COUNTY IOWA LEAD REPORT CARD

OF ALL MARION COUNTY CHILDREN
0 TO 6 YEARS OLD ONLY

15.4%

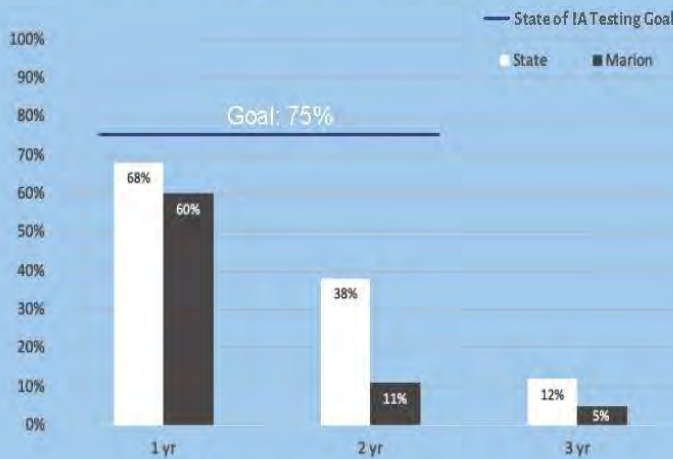
WERE TESTED FOR LEAD

OF ALL MARION COUNTY CHILDREN
0 TO 6 YEARS OLD ONLY

15.4%

WERE TESTED FOR LEAD

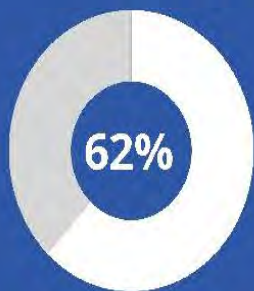
State vs County - Percent of Children Receiving a Blood Lead Test By Age



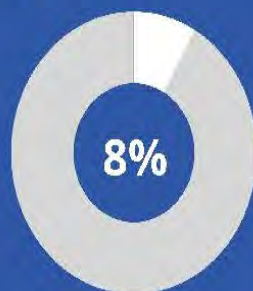
State vs County - Percent of Children Receiving a Blood Lead Test By Age



RISK FACTORS

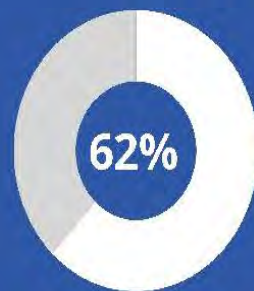


Pre-1979 Housing

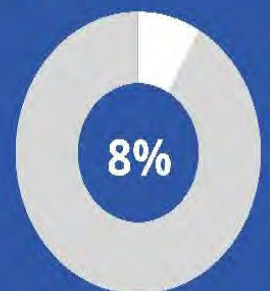


Population Below Poverty Level

RISK FACTORS



Pre-1979 Housing



Population Below Poverty Level

*Elevated Blood Lead Level is equal to or greater than 5 mcg/dL
<https://www.cdc.gov/nceh/lead/data/blood-lead-reference-value.htm>
 References:
 Iowa Department of Public Health. (2019). Iowa Public Health Tracking Portal. Retrieved from <https://tracking.idph.iowa.gov/>
 State Library of Iowa. (2019). American Community Survey: Poverty status in the past 12 months.
 State Library of Iowa. (2019). American Community Survey: Year structure built.

*Elevated Blood Lead Level is equal to or greater than 5 mcg/dL
<https://www.cdc.gov/nceh/lead/data/blood-lead-reference-value.htm>
 References:
 Iowa Department of Public Health. (2019). Iowa Public Health Tracking Portal. Retrieved from <https://tracking.idph.iowa.gov/>
 State Library of Iowa. (2019). American Community Survey: Poverty status in the past 12 months.
 State Library of Iowa. (2019). American Community Survey: Year structure built.

981 children under 6 had a confirmed elevated blood lead level above 5 µg/dL in Iowa in 2019



That is enough to fill 13.5 school buses

Iowa Public Health Tracking Portal. (2019). Children Tested. Retrieved from <https://tracking.idph.iowa.gov/Health/Lead-Poisoning/Annual-Blood-Lead-Testing-Children-Under-6/Children-Tested>

981 children under 6 had a confirmed elevated blood lead level above 5 µg/dL in Iowa in 2019



That is enough to fill 13.5 school buses

Iowa Public Health Tracking Portal. (2019). Children Tested. Retrieved from <https://tracking.idph.iowa.gov/Health/Lead-Poisoning/Annual-Blood-Lead-Testing-Children-Under-6/Children-Tested>

HEALTH IMPACTS



Damage to brain & nervous system



Slowed growth & development



Hearing & speech problems



Learning & behavior problems

HEALTH IMPACTS



Damage to brain & nervous system



Slowed growth & development



Hearing & speech problems



Learning & behavior problems

CHILDHOOD LEAD POISONING IS

100%

PREVENTABLE

**IF YOU DON'T TEST, YOU
DON'T DIAGNOSE.**

**IF YOU DON'T DIAGNOSE, YOU
CAN'T INTERVENE.**

CHILDHOOD LEAD POISONING IS

100%

PREVENTABLE

**IF YOU DON'T TEST, YOU
DON'T DIAGNOSE.**

**IF YOU DON'T DIAGNOSE, YOU
CAN'T INTERVENE.**

2019 MARSHALL COUNTY IOWA LEAD REPORT CARD

2019 MARSHALL COUNTY IOWA LEAD REPORT CARD

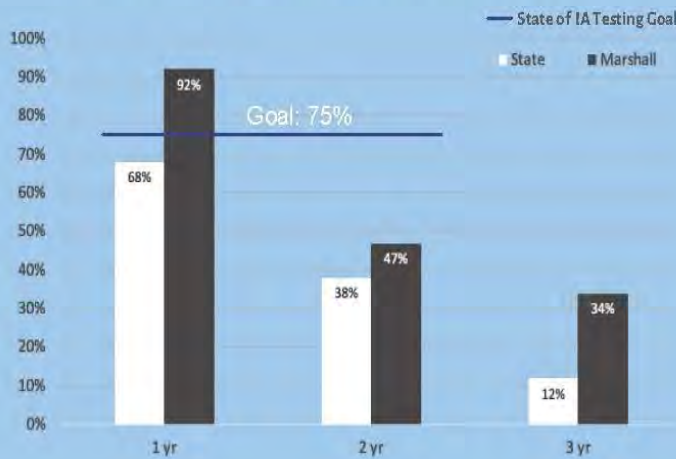
OF ALL MARSHALL COUNTY CHILDREN 0 TO 6 YEARS OLD ONLY

40.0%
WERE TESTED FOR LEAD

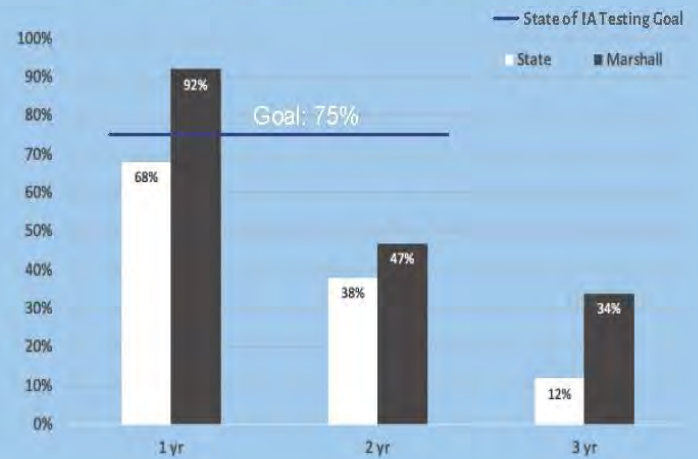
OF ALL MARSHALL COUNTY CHILDREN 0 TO 6 YEARS OLD ONLY

40.0%
WERE TESTED FOR LEAD

State vs County - Percent of Children Receiving a Blood Lead Test By Age



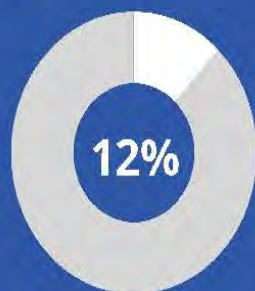
State vs County - Percent of Children Receiving a Blood Lead Test By Age



RISK FACTORS



Pre-1979 Housing

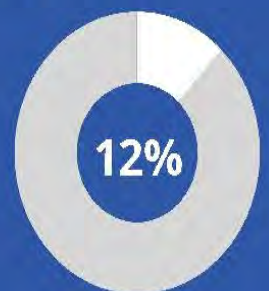


Population Below Poverty Level

RISK FACTORS



Pre-1979 Housing



Population Below Poverty Level

*Elevated Blood Lead Level is equal to or greater than 5 mcg/dL
<https://www.cdc.gov/nceh/lead/data/blood-lead-reference-value.htm>
 References:
 Iowa Department of Public Health. (2019). Iowa Public Health Tracking Portal. Retrieved from <https://tracking.idph.iowa.gov/>
 State Library of Iowa. (2019). American Community Survey: Poverty status in the past 12 months.
 State Library of Iowa. (2019). American Community Survey: Year structure built.

*Elevated Blood Lead Level is equal to or greater than 5 mcg/dL
<https://www.cdc.gov/nceh/lead/data/blood-lead-reference-value.htm>
 References:
 Iowa Department of Public Health. (2019). Iowa Public Health Tracking Portal. Retrieved from <https://tracking.idph.iowa.gov/>
 State Library of Iowa. (2019). American Community Survey: Poverty status in the past 12 months.
 State Library of Iowa. (2019). American Community Survey: Year structure built.

981 children under 6 had a confirmed elevated blood lead level above 5 µg/dL in Iowa in 2019



That is enough to fill 13.5 school buses

Iowa Public Health Tracking Portal. (2019). Children Tested. Retrieved from <https://tracking.idph.iowa.gov/Health/Lead-Poisoning/Annual-Blood-Lead-Testing-Children-Under-6/Children-Tested>

981 children under 6 had a confirmed elevated blood lead level above 5 µg/dL in Iowa in 2019



That is enough to fill 13.5 school buses

Iowa Public Health Tracking Portal. (2019). Children Tested. Retrieved from <https://tracking.idph.iowa.gov/Health/Lead-Poisoning/Annual-Blood-Lead-Testing-Children-Under-6/Children-Tested>

HEALTH IMPACTS



Damage to brain & nervous system



Slowed growth & development



Hearing & speech problems



Learning & behavior problems



Damage to brain & nervous system



Slowed growth & development



Hearing & speech problems



Learning & behavior problems

CHILDHOOD LEAD POISONING IS

100%

PREVENTABLE

**IF YOU DON'T TEST, YOU
DON'T DIAGNOSE.**

**IF YOU DON'T DIAGNOSE, YOU
CAN'T INTERVENE.**

CHILDHOOD LEAD POISONING IS

100%

PREVENTABLE

**IF YOU DON'T TEST, YOU
DON'T DIAGNOSE.**

**IF YOU DON'T DIAGNOSE, YOU
CAN'T INTERVENE.**

2019 MILLS COUNTY IOWA LEAD REPORT CARD

2019 MILLS COUNTY IOWA LEAD REPORT CARD

OF ALL MILLS COUNTY CHILDREN
0 TO 6 YEARS OLD ONLY

20.0%

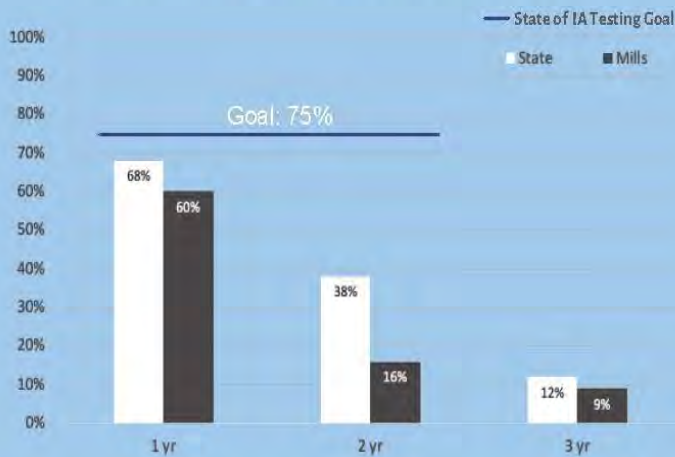
WERE TESTED FOR LEAD

OF ALL MILLS COUNTY CHILDREN
0 TO 6 YEARS OLD ONLY

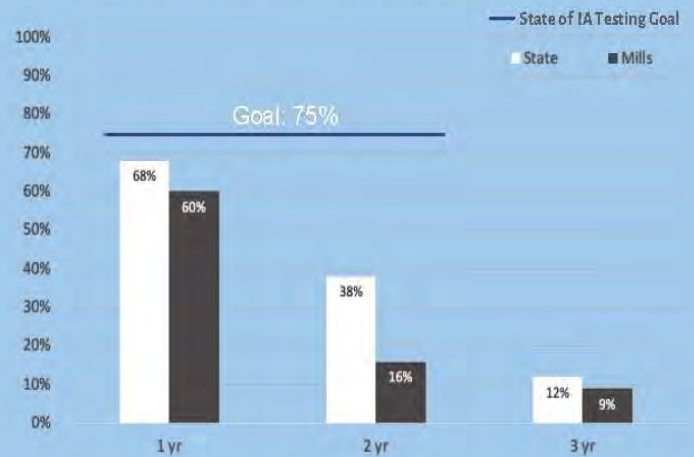
20.0%

WERE TESTED FOR LEAD

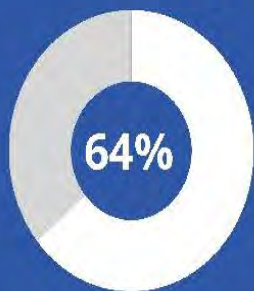
State vs County - Percent of Children
Receiving a Blood Lead Test By Age



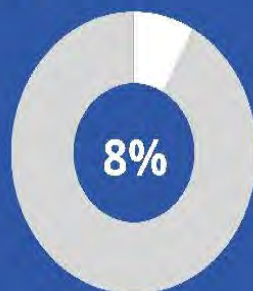
State vs County - Percent of Children
Receiving a Blood Lead Test By Age



RISK FACTORS

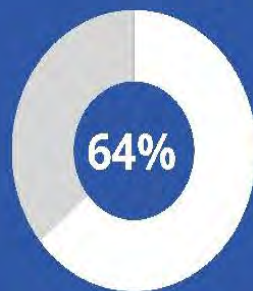


Pre-1979 Housing

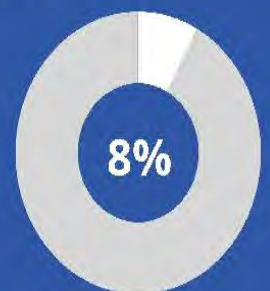


Population Below
Poverty Level

RISK FACTORS



Pre-1979 Housing



Population Below
Poverty Level

*Elevated Blood Lead Level is equal to or greater than 5 mcg/dL
<https://www.cdc.gov/nceh/lead/data/blood-lead-reference-value.htm>
 References:
 Iowa Department of Public Health. (2019). Iowa Public Health Tracking Portal. Retrieved from <https://tracking.idph.iowa.gov/>
 State Library of Iowa. (2019). American Community Survey: Poverty status in the past 12 months.
 State Library of Iowa. (2019). American Community Survey: Year structure built.

*Elevated Blood Lead Level is equal to or greater than 5 mcg/dL
<https://www.cdc.gov/nceh/lead/data/blood-lead-reference-value.htm>
 References:
 Iowa Department of Public Health. (2019). Iowa Public Health Tracking Portal. Retrieved from <https://tracking.idph.iowa.gov/>
 State Library of Iowa. (2019). American Community Survey: Poverty status in the past 12 months.
 State Library of Iowa. (2019). American Community Survey: Year structure built.

981 children under 6 had a confirmed elevated blood lead level above 5 µg/dL in Iowa in 2019



That is enough to fill 13.5 school buses

Iowa Public Health Tracking Portal. (2019). Children Tested. Retrieved from <https://tracking.idph.iowa.gov/Health/Lead-Poisoning/Annual-Blood-Lead-Testing-Children-Under-6/Children-Tested>

981 children under 6 had a confirmed elevated blood lead level above 5 µg/dL in Iowa in 2019



That is enough to fill 13.5 school buses

Iowa Public Health Tracking Portal. (2019). Children Tested. Retrieved from <https://tracking.idph.iowa.gov/Health/Lead-Poisoning/Annual-Blood-Lead-Testing-Children-Under-6/Children-Tested>

HEALTH IMPACTS



Damage to brain & nervous system



Slowed growth & development



Hearing & speech problems



Learning & behavior problems



Damage to brain & nervous system



Slowed growth & development



Hearing & speech problems



Learning & behavior problems

CHILDHOOD LEAD POISONING IS

100%

PREVENTABLE

**IF YOU DON'T TEST, YOU
DON'T DIAGNOSE.**

**IF YOU DON'T DIAGNOSE, YOU
CAN'T INTERVENE.**

CHILDHOOD LEAD POISONING IS

100%

PREVENTABLE

**IF YOU DON'T TEST, YOU
DON'T DIAGNOSE.**

**IF YOU DON'T DIAGNOSE, YOU
CAN'T INTERVENE.**

2019 MITCHELL COUNTY IOWA LEAD REPORT CARD

2019 MITCHELL COUNTY IOWA LEAD REPORT CARD

OF ALL MITCHELL COUNTY CHILDREN 0 TO 6 YEARS OLD ONLY

28.5%

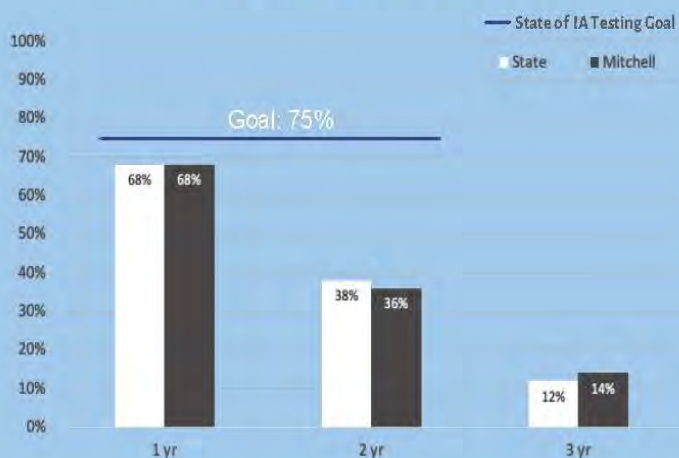
WERE TESTED FOR LEAD

OF ALL MITCHELL COUNTY CHILDREN 0 TO 6 YEARS OLD ONLY

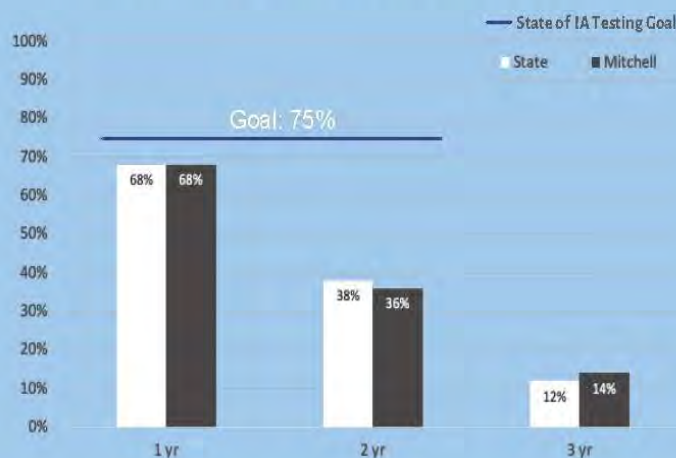
28.5%

WERE TESTED FOR LEAD

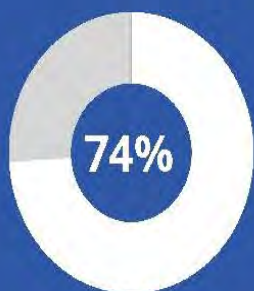
State vs County - Percent of Children Receiving a Blood Lead Test By Age



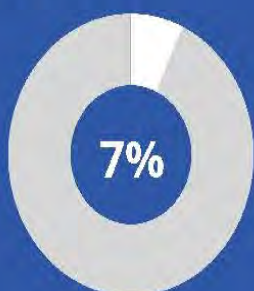
State vs County - Percent of Children Receiving a Blood Lead Test By Age



RISK FACTORS

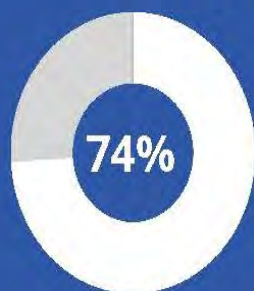


Pre-1979 Housing

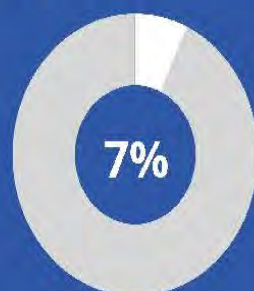


Population Below Poverty Level

RISK FACTORS



Pre-1979 Housing



Population Below Poverty Level

*Elevated Blood Lead Level is equal to or greater than 5 mcg/dL
<https://www.cdc.gov/nceh/lead/data/blood-lead-reference-value.htm>
 References:

Iowa Department of Public Health. (2019). Iowa Public Health Tracking Portal. Retrieved from <https://tracking.idph.iowa.gov/>
 State Library of Iowa. (2019). American Community Survey: Poverty status in the past 12 months.
 State Library of Iowa. (2019). American Community Survey: Year structure built.

*Elevated Blood Lead Level is equal to or greater than 5 mcg/dL
<https://www.cdc.gov/nceh/lead/data/blood-lead-reference-value.htm>
 References:

Iowa Department of Public Health. (2019). Iowa Public Health Tracking Portal. Retrieved from <https://tracking.idph.iowa.gov/>
 State Library of Iowa. (2019). American Community Survey: Poverty status in the past 12 months.
 State Library of Iowa. (2019). American Community Survey: Year structure built.

981 children under 6 had a confirmed elevated blood lead level above 5 µg/dL in Iowa in 2019



That is enough to fill 13.5 school buses

Iowa Public Health Tracking Portal. (2019). Children Tested. Retrieved from <https://tracking.idph.iowa.gov/Health/Lead-Poisoning/Annual-Blood-Lead-Testing-Children-Under-6/Children-Tested>

981 children under 6 had a confirmed elevated blood lead level above 5 µg/dL in Iowa in 2019



That is enough to fill 13.5 school buses

Iowa Public Health Tracking Portal. (2019). Children Tested. Retrieved from <https://tracking.idph.iowa.gov/Health/Lead-Poisoning/Annual-Blood-Lead-Testing-Children-Under-6/Children-Tested>

HEALTH IMPACTS



Damage to brain & nervous system



Slowed growth & development



Hearing & speech problems



Learning & behavior problems

HEALTH IMPACTS



Damage to brain & nervous system



Slowed growth & development



Hearing & speech problems



Learning & behavior problems

CHILDHOOD LEAD POISONING IS

100%

PREVENTABLE

**IF YOU DON'T TEST, YOU
DON'T DIAGNOSE.**

**IF YOU DON'T DIAGNOSE, YOU
CAN'T INTERVENE.**

CHILDHOOD LEAD POISONING IS

100%

PREVENTABLE

**IF YOU DON'T TEST, YOU
DON'T DIAGNOSE.**

**IF YOU DON'T DIAGNOSE, YOU
CAN'T INTERVENE.**

2019 MONONA COUNTY IOWA LEAD REPORT CARD

2019 MONONA COUNTY IOWA LEAD REPORT CARD

OF ALL MONONA COUNTY CHILDREN 0 TO 6 YEARS OLD ONLY

28.1%

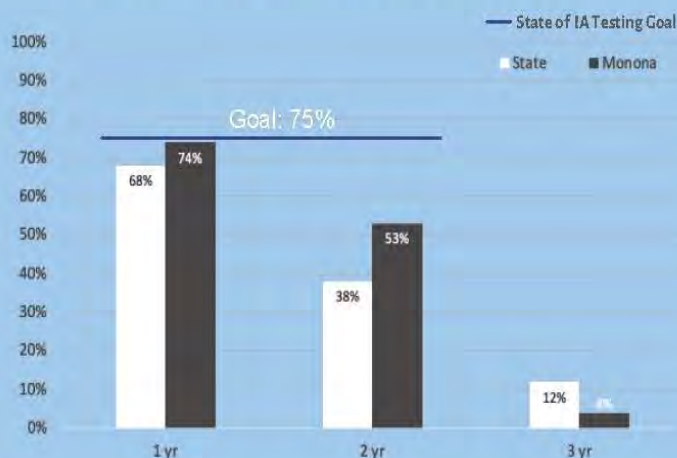
WERE TESTED FOR LEAD

OF ALL MONONA COUNTY CHILDREN 0 TO 6 YEARS OLD ONLY

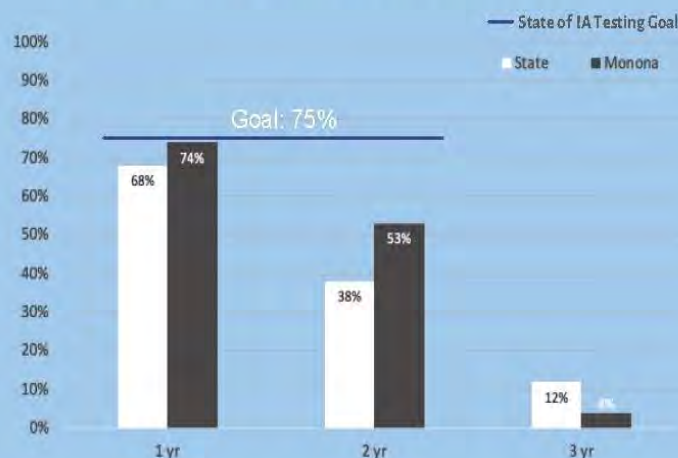
28.1%

WERE TESTED FOR LEAD

State vs County - Percent of Children Receiving a Blood Lead Test By Age



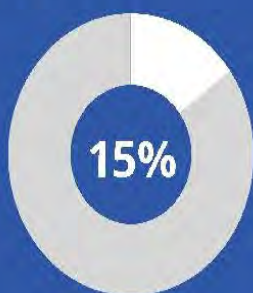
State vs County - Percent of Children Receiving a Blood Lead Test By Age



RISK FACTORS



Pre-1979 Housing

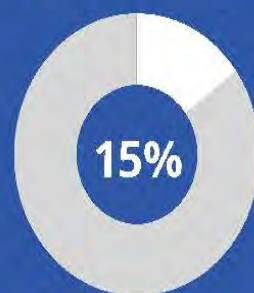


Population Below Poverty Level

RISK FACTORS



Pre-1979 Housing



Population Below Poverty Level

*Elevated Blood Lead Level is equal to or greater than 5 mcg/dL
<https://www.cdc.gov/nceh/lead/data/blood-lead-reference-value.htm>
 References:
 Iowa Department of Public Health. (2019). Iowa Public Health Tracking Portal. Retrieved from <https://tracking.idph.iowa.gov/>
 State Library of Iowa. (2019). American Community Survey: Poverty status in the past 12 months.
 State Library of Iowa. (2019). American Community Survey: Year structure built.

*Elevated Blood Lead Level is equal to or greater than 5 mcg/dL
<https://www.cdc.gov/nceh/lead/data/blood-lead-reference-value.htm>
 References:
 Iowa Department of Public Health. (2019). Iowa Public Health Tracking Portal. Retrieved from <https://tracking.idph.iowa.gov/>
 State Library of Iowa. (2019). American Community Survey: Poverty status in the past 12 months.
 State Library of Iowa. (2019). American Community Survey: Year structure built.

981 children under 6 had a confirmed elevated blood lead level above 5 µg/dL in Iowa in 2019



That is enough to fill 13.5 school buses

Iowa Public Health Tracking Portal. (2019). Children Tested. Retrieved from <https://tracking.idph.iowa.gov/Health/Lead-Poisoning/Annual-Blood-Lead-Testing-Children-Under-6/Children-Tested>

981 children under 6 had a confirmed elevated blood lead level above 5 µg/dL in Iowa in 2019



That is enough to fill 13.5 school buses

Iowa Public Health Tracking Portal. (2019). Children Tested. Retrieved from <https://tracking.idph.iowa.gov/Health/Lead-Poisoning/Annual-Blood-Lead-Testing-Children-Under-6/Children-Tested>

HEALTH IMPACTS



Damage to brain & nervous system



Slowed growth & development



Hearing & speech problems



Learning & behavior problems



Damage to brain & nervous system



Slowed growth & development



Hearing & speech problems



Learning & behavior problems

CHILDHOOD LEAD POISONING IS

100%

PREVENTABLE

**IF YOU DON'T TEST, YOU
DON'T DIAGNOSE.**

**IF YOU DON'T DIAGNOSE, YOU
CAN'T INTERVENE.**

CHILDHOOD LEAD POISONING IS

100%

PREVENTABLE

**IF YOU DON'T TEST, YOU
DON'T DIAGNOSE.**

**IF YOU DON'T DIAGNOSE, YOU
CAN'T INTERVENE.**

2019 MONROE COUNTY IOWA LEAD REPORT CARD

2019 MONROE COUNTY IOWA LEAD REPORT CARD

OF ALL MONROE COUNTY CHILDREN
0 TO 6 YEARS OLD ONLY

23.4%

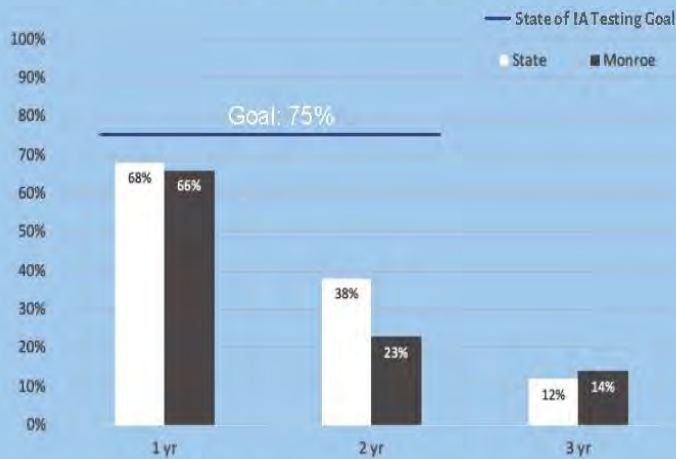
WERE TESTED FOR LEAD

OF ALL MONROE COUNTY CHILDREN
0 TO 6 YEARS OLD ONLY

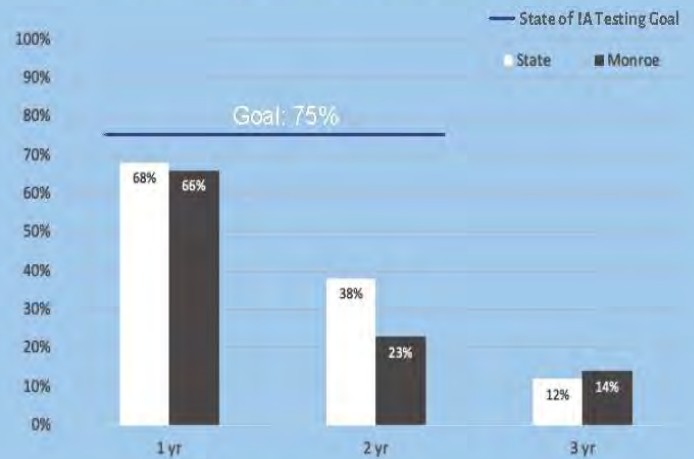
23.4%

WERE TESTED FOR LEAD

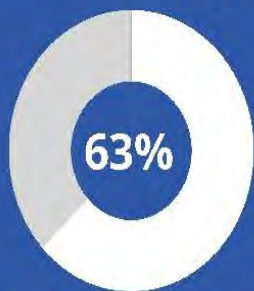
State vs County - Percent of Children
Receiving a Blood Lead Test By Age



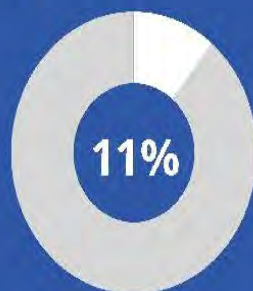
State vs County - Percent of Children
Receiving a Blood Lead Test By Age



RISK FACTORS



Pre-1979 Housing

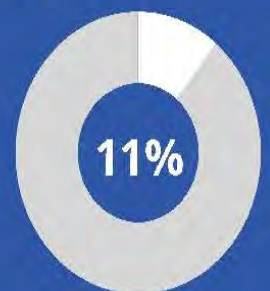


Population Below
Poverty Level

RISK FACTORS



Pre-1979 Housing



Population Below
Poverty Level

*Elevated Blood Lead Level is equal to or greater than 5 mcg/dL
<https://www.cdc.gov/nceh/lead/data/blood-lead-reference-value.htm>
 References:
 Iowa Department of Public Health. (2019). Iowa Public Health Tracking Portal. Retrieved from <https://tracking.idph.iowa.gov/>
 State Library of Iowa. (2019). American Community Survey: Poverty status in the past 12 months.
 State Library of Iowa. (2019). American Community Survey: Year structure built.

*Elevated Blood Lead Level is equal to or greater than 5 mcg/dL
<https://www.cdc.gov/nceh/lead/data/blood-lead-reference-value.htm>
 References:
 Iowa Department of Public Health. (2019). Iowa Public Health Tracking Portal. Retrieved from <https://tracking.idph.iowa.gov/>
 State Library of Iowa. (2019). American Community Survey: Poverty status in the past 12 months.
 State Library of Iowa. (2019). American Community Survey: Year structure built.

981 children under 6 had a confirmed elevated blood lead level above 5 µg/dL in Iowa in 2019



That is enough to fill 13.5 school buses

Iowa Public Health Tracking Portal. (2019). Children Tested. Retrieved from <https://tracking.idph.iowa.gov/Health/Lead-Poisoning/Annual-Blood-Lead-Testing-Children-Under-6/Children-Tested>

981 children under 6 had a confirmed elevated blood lead level above 5 µg/dL in Iowa in 2019



That is enough to fill 13.5 school buses

Iowa Public Health Tracking Portal. (2019). Children Tested. Retrieved from <https://tracking.idph.iowa.gov/Health/Lead-Poisoning/Annual-Blood-Lead-Testing-Children-Under-6/Children-Tested>

HEALTH IMPACTS



Damage to brain & nervous system



Slowed growth & development



Hearing & speech problems



Learning & behavior problems



Damage to brain & nervous system



Slowed growth & development



Hearing & speech problems



Learning & behavior problems

CHILDHOOD LEAD POISONING IS

100%

PREVENTABLE

**IF YOU DON'T TEST, YOU
DON'T DIAGNOSE.**

**IF YOU DON'T DIAGNOSE, YOU
CAN'T INTERVENE.**

CHILDHOOD LEAD POISONING IS

100%

PREVENTABLE

**IF YOU DON'T TEST, YOU
DON'T DIAGNOSE.**

**IF YOU DON'T DIAGNOSE, YOU
CAN'T INTERVENE.**

2019 MONTGOMERY COUNTY IOWA LEAD REPORT CARD

2019 MONTGOMERY COUNTY IOWA LEAD REPORT CARD

OF ALL MONTGOMERY COUNTY CHILDREN 0 TO 6 YEARS OLD ONLY

39.4%

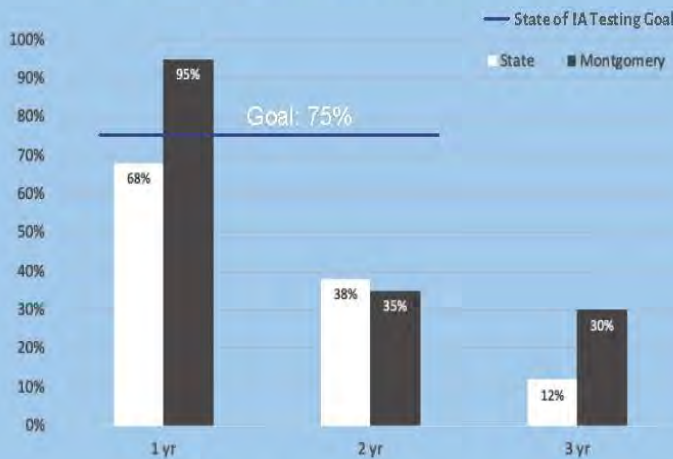
WERE TESTED FOR LEAD

OF ALL MONTGOMERY COUNTY CHILDREN 0 TO 6 YEARS OLD ONLY

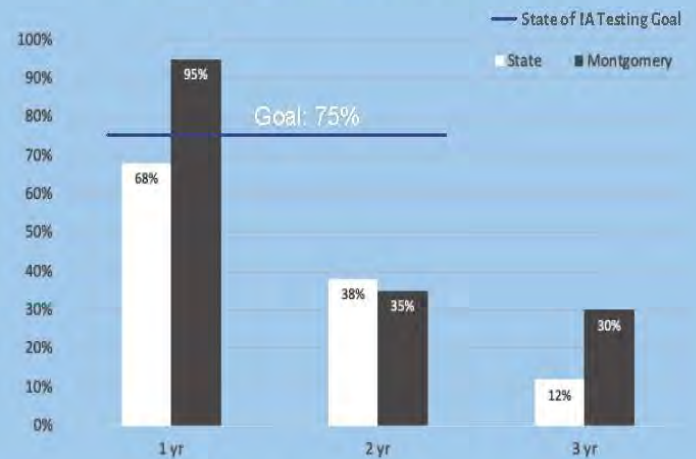
39.4%

WERE TESTED FOR LEAD

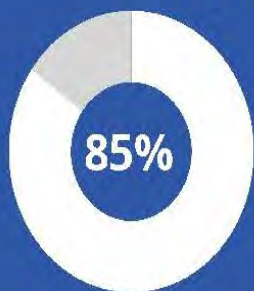
State vs County - Percent of Children Receiving a Blood Lead Test By Age



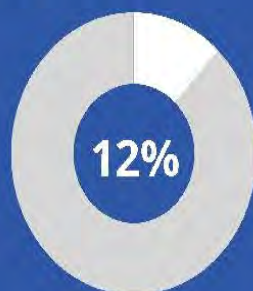
State vs County - Percent of Children Receiving a Blood Lead Test By Age



RISK FACTORS

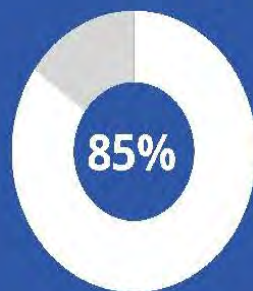


Pre-1979 Housing

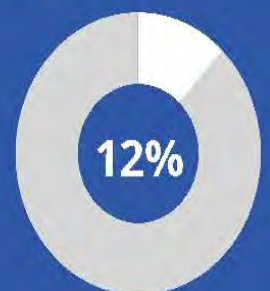


Population Below Poverty Level

RISK FACTORS



Pre-1979 Housing



Population Below Poverty Level

*Elevated Blood Lead Level is equal to or greater than 5 mcg/dL
<https://www.cdc.gov/nceh/lead/data/blood-lead-reference-value.htm>
 References:
 Iowa Department of Public Health. (2019). Iowa Public Health Tracking Portal. Retrieved from <https://tracking.idph.iowa.gov/>
 State Library of Iowa. (2019). American Community Survey: Poverty status in the past 12 months.
 State Library of Iowa. (2019). American Community Survey: Year structure built.

*Elevated Blood Lead Level is equal to or greater than 5 mcg/dL
<https://www.cdc.gov/nceh/lead/data/blood-lead-reference-value.htm>
 References:
 Iowa Department of Public Health. (2019). Iowa Public Health Tracking Portal. Retrieved from <https://tracking.idph.iowa.gov/>
 State Library of Iowa. (2019). American Community Survey: Poverty status in the past 12 months.
 State Library of Iowa. (2019). American Community Survey: Year structure built.

981 children under 6 had a confirmed elevated blood lead level above 5 µg/dL in Iowa in 2019



That is enough to fill 13.5 school buses

Iowa Public Health Tracking Portal. (2019). Children Tested. Retrieved from <https://tracking.idph.iowa.gov/Health/Lead-Poisoning/Annual-Blood-Lead-Testing-Children-Under-6/Children-Tested>

981 children under 6 had a confirmed elevated blood lead level above 5 µg/dL in Iowa in 2019



That is enough to fill 13.5 school buses

Iowa Public Health Tracking Portal. (2019). Children Tested. Retrieved from <https://tracking.idph.iowa.gov/Health/Lead-Poisoning/Annual-Blood-Lead-Testing-Children-Under-6/Children-Tested>

HEALTH IMPACTS



Damage to brain & nervous system



Slowed growth & development



Hearing & speech problems



Learning & behavior problems



Damage to brain & nervous system



Slowed growth & development



Hearing & speech problems



Learning & behavior problems

CHILDHOOD LEAD POISONING IS

100%

PREVENTABLE

**IF YOU DON'T TEST, YOU
DON'T DIAGNOSE.**

**IF YOU DON'T DIAGNOSE, YOU
CAN'T INTERVENE.**

CHILDHOOD LEAD POISONING IS

100%

PREVENTABLE

**IF YOU DON'T TEST, YOU
DON'T DIAGNOSE.**

**IF YOU DON'T DIAGNOSE, YOU
CAN'T INTERVENE.**

2019 MUSCATINE COUNTY IOWA LEAD REPORT CARD

2019 MUSCATINE COUNTY IOWA LEAD REPORT CARD

OF ALL MUSCATINE COUNTY CHILDREN 0 TO 6 YEARS OLD ONLY

21.0%

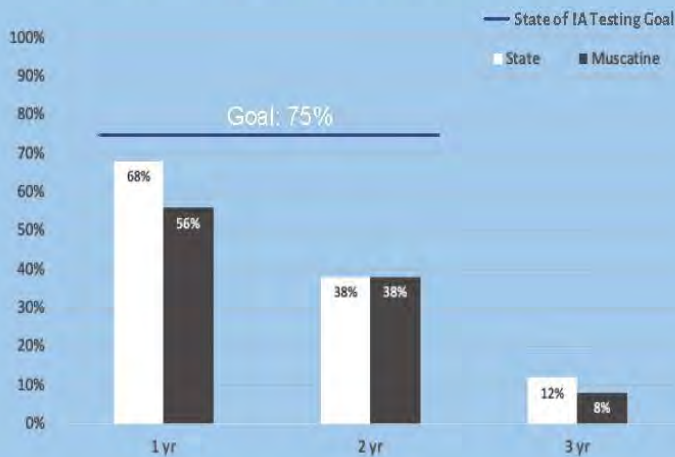
WERE TESTED FOR LEAD

OF ALL MUSCATINE COUNTY CHILDREN 0 TO 6 YEARS OLD ONLY

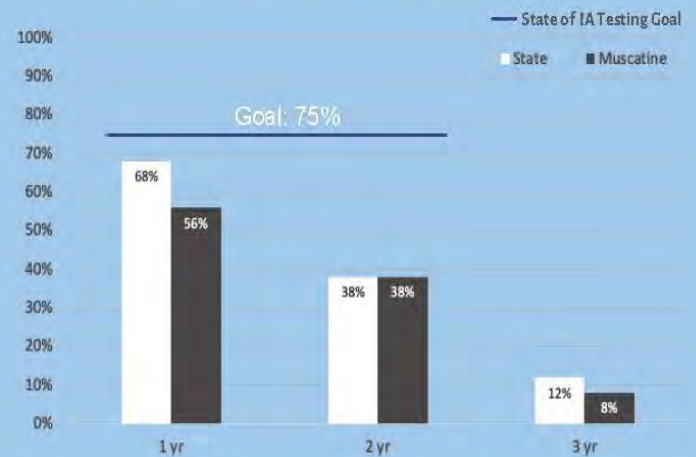
21.0%

WERE TESTED FOR LEAD

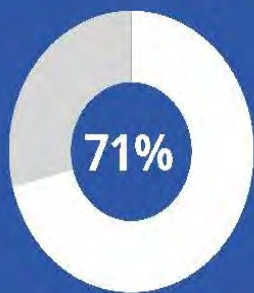
State vs County - Percent of Children Receiving a Blood Lead Test By Age



State vs County - Percent of Children Receiving a Blood Lead Test By Age



RISK FACTORS

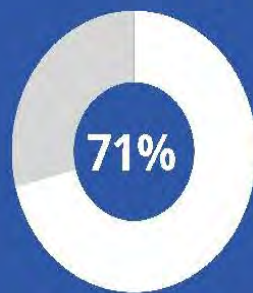


Pre-1979 Housing

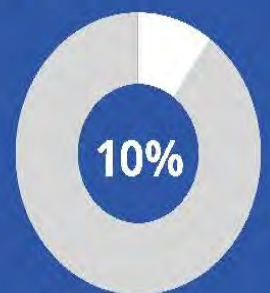


Population Below Poverty Level

RISK FACTORS



Pre-1979 Housing



Population Below Poverty Level

*Elevated Blood Lead Level is equal to or greater than 5 mcg/dL <https://www.cdc.gov/nceh/lead/data/blood-lead-reference-value.htm>
References:
Iowa Department of Public Health. (2019). Iowa Public Health Tracking Portal. Retrieved from <https://tracking.idph.iowa.gov/>
State Library of Iowa. (2019). American Community Survey: Poverty status in the past 12 months.
State Library of Iowa. (2019). American Community Survey: Year structure built.

*Elevated Blood Lead Level is equal to or greater than 5 mcg/dL <https://www.cdc.gov/nceh/lead/data/blood-lead-reference-value.htm>
References:
Iowa Department of Public Health. (2019). Iowa Public Health Tracking Portal. Retrieved from <https://tracking.idph.iowa.gov/>
State Library of Iowa. (2019). American Community Survey: Poverty status in the past 12 months.
State Library of Iowa. (2019). American Community Survey: Year structure built.

981 children under 6 had a confirmed elevated blood lead level above 5 µg/dL in Iowa in 2019



That is enough to fill 13.5 school buses

Iowa Public Health Tracking Portal. (2019). Children Tested. Retrieved from <https://tracking.idph.iowa.gov/Health/Lead-Poisoning/Annual-Blood-Lead-Testing-Children-Under-6/Children-Tested>

981 children under 6 had a confirmed elevated blood lead level above 5 µg/dL in Iowa in 2019



That is enough to fill 13.5 school buses

Iowa Public Health Tracking Portal. (2019). Children Tested. Retrieved from <https://tracking.idph.iowa.gov/Health/Lead-Poisoning/Annual-Blood-Lead-Testing-Children-Under-6/Children-Tested>

HEALTH IMPACTS



Damage to brain & nervous system



Slowed growth & development



Hearing & speech problems



Learning & behavior problems



Damage to brain & nervous system



Slowed growth & development



Hearing & speech problems



Learning & behavior problems

CHILDHOOD LEAD POISONING IS

100%

PREVENTABLE

**IF YOU DON'T TEST, YOU
DON'T DIAGNOSE.**

**IF YOU DON'T DIAGNOSE, YOU
CAN'T INTERVENE.**

CHILDHOOD LEAD POISONING IS

100%

PREVENTABLE

**IF YOU DON'T TEST, YOU
DON'T DIAGNOSE.**

**IF YOU DON'T DIAGNOSE, YOU
CAN'T INTERVENE.**

2019 O'BRIEN COUNTY IOWA LEAD REPORT CARD

2019 O'BRIEN COUNTY IOWA LEAD REPORT CARD

OF ALL O'BRIEN COUNTY CHILDREN
0 TO 6 YEARS OLD ONLY

15.9%

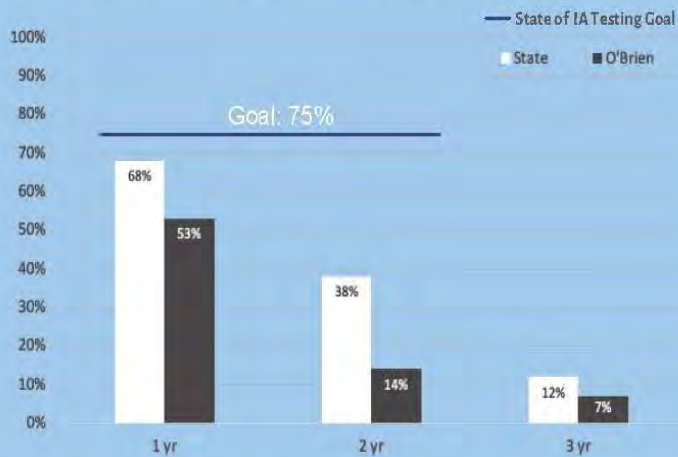
WERE TESTED FOR LEAD

OF ALL O'BRIEN COUNTY CHILDREN
0 TO 6 YEARS OLD ONLY

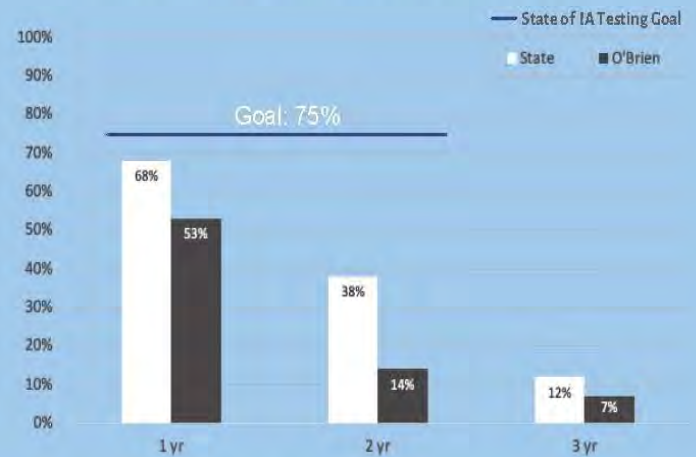
15.9%

WERE TESTED FOR LEAD

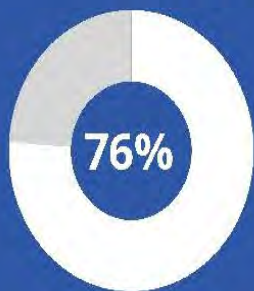
State vs County - Percent of Children
Receiving a Blood Lead Test By Age



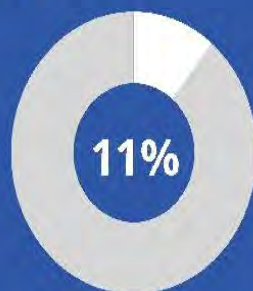
State vs County - Percent of Children
Receiving a Blood Lead Test By Age



RISK FACTORS

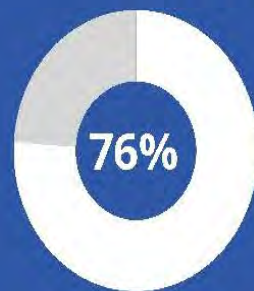


Pre-1979 Housing

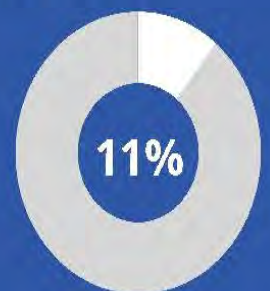


Population Below
Poverty Level

RISK FACTORS



Pre-1979 Housing



Population Below
Poverty Level

*Elevated Blood Lead Level is equal to or greater than 5 mcg/dL
<https://www.cdc.gov/nceh/lead/data/blood-lead-reference-value.htm>
References:
Iowa Department of Public Health. (2019). Iowa Public Health Tracking Portal. Retrieved from <https://tracking.idph.iowa.gov/>
State Library of Iowa. (2019). American Community Survey: Poverty status in the past 12 months.
State Library of Iowa. (2019). American Community Survey: Year structure built.

*Elevated Blood Lead Level is equal to or greater than 5 mcg/dL
<https://www.cdc.gov/nceh/lead/data/blood-lead-reference-value.htm>
References:
Iowa Department of Public Health. (2019). Iowa Public Health Tracking Portal. Retrieved from <https://tracking.idph.iowa.gov/>
State Library of Iowa. (2019). American Community Survey: Poverty status in the past 12 months.
State Library of Iowa. (2019). American Community Survey: Year structure built.

981 children under 6 had a confirmed elevated blood lead level above 5 µg/dL in Iowa in 2019



That is enough to fill 13.5 school buses

Iowa Public Health Tracking Portal. (2019). Children Tested. Retrieved from <https://tracking.idph.iowa.gov/Health/Lead-Poisoning/Annual-Blood-Lead-Testing-Children-Under-6/Children-Tested>

981 children under 6 had a confirmed elevated blood lead level above 5 µg/dL in Iowa in 2019



That is enough to fill 13.5 school buses

Iowa Public Health Tracking Portal. (2019). Children Tested. Retrieved from <https://tracking.idph.iowa.gov/Health/Lead-Poisoning/Annual-Blood-Lead-Testing-Children-Under-6/Children-Tested>

HEALTH IMPACTS



Damage to brain & nervous system



Slowed growth & development



Hearing & speech problems



Learning & behavior problems



Damage to brain & nervous system



Slowed growth & development



Hearing & speech problems



Learning & behavior problems

CHILDHOOD LEAD POISONING IS

100%

PREVENTABLE

**IF YOU DON'T TEST, YOU
DON'T DIAGNOSE.**

**IF YOU DON'T DIAGNOSE, YOU
CAN'T INTERVENE.**

CHILDHOOD LEAD POISONING IS

100%

PREVENTABLE

**IF YOU DON'T TEST, YOU
DON'T DIAGNOSE.**

**IF YOU DON'T DIAGNOSE, YOU
CAN'T INTERVENE.**

2019 OSCEOLA COUNTY IOWA LEAD REPORT CARD

2019 OSCEOLA COUNTY IOWA LEAD REPORT CARD

OF ALL OSCEOLA COUNTY CHILDREN
0 TO 6 YEARS OLD ONLY

21.7%

WERE TESTED FOR LEAD

OF ALL OSCEOLA COUNTY CHILDREN
0 TO 6 YEARS OLD ONLY

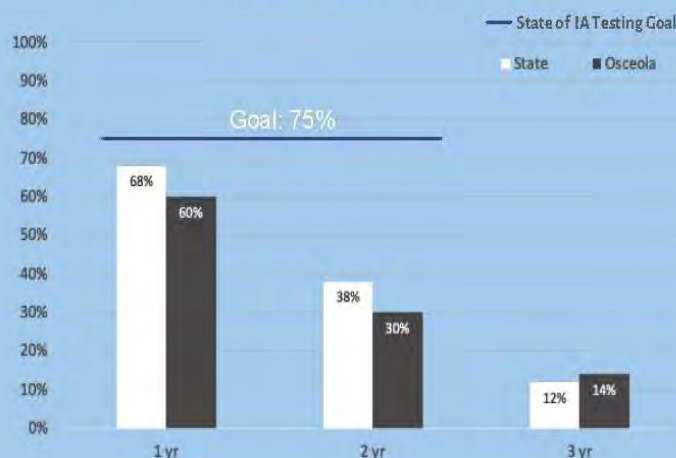
21.7%

WERE TESTED FOR LEAD

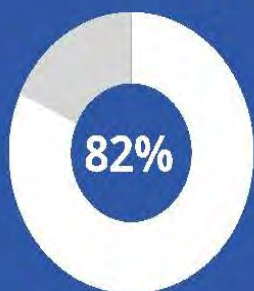
State vs County - Percent of Children Receiving a Blood Lead Test By Age



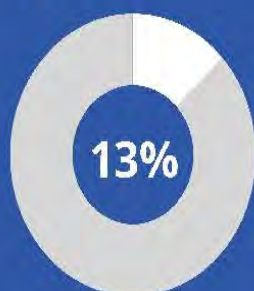
State vs County - Percent of Children Receiving a Blood Lead Test By Age



RISK FACTORS

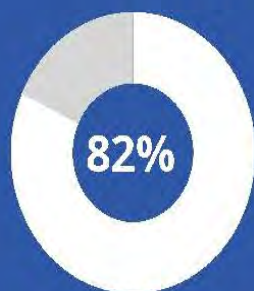


Pre-1979 Housing

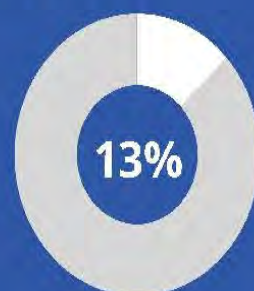


Population Below Poverty Level

RISK FACTORS



Pre-1979 Housing



Population Below Poverty Level

*Elevated Blood Lead Level is equal to or greater than 5 mcg/dL
<https://www.cdc.gov/nceh/lead/data/blood-lead-reference-value.htm>
 References:
 Iowa Department of Public Health. (2019). Iowa Public Health Tracking Portal. Retrieved from <https://tracking.idph.iowa.gov/>
 State Library of Iowa. (2019). American Community Survey: Poverty status in the past 12 months.
 State Library of Iowa. (2019). American Community Survey: Year structure built.

*Elevated Blood Lead Level is equal to or greater than 5 mcg/dL
<https://www.cdc.gov/nceh/lead/data/blood-lead-reference-value.htm>
 References:
 Iowa Department of Public Health. (2019). Iowa Public Health Tracking Portal. Retrieved from <https://tracking.idph.iowa.gov/>
 State Library of Iowa. (2019). American Community Survey: Poverty status in the past 12 months.
 State Library of Iowa. (2019). American Community Survey: Year structure built.

981 children under 6 had a confirmed elevated blood lead level above 5 µg/dL in Iowa in 2019



That is enough to fill 13.5 school buses

Iowa Public Health Tracking Portal. (2019). Children Tested. Retrieved from <https://tracking.idph.iowa.gov/Health/Lead-Poisoning/Annual-Blood-Lead-Testing-Children-Under-6/Children-Tested>

981 children under 6 had a confirmed elevated blood lead level above 5 µg/dL in Iowa in 2019



That is enough to fill 13.5 school buses

Iowa Public Health Tracking Portal. (2019). Children Tested. Retrieved from <https://tracking.idph.iowa.gov/Health/Lead-Poisoning/Annual-Blood-Lead-Testing-Children-Under-6/Children-Tested>

HEALTH IMPACTS



Damage to brain & nervous system



Slowed growth & development



Hearing & speech problems



Learning & behavior problems

HEALTH IMPACTS



Damage to brain & nervous system



Slowed growth & development



Hearing & speech problems



Learning & behavior problems

CHILDHOOD LEAD POISONING IS

100%

PREVENTABLE

**IF YOU DON'T TEST, YOU
DON'T DIAGNOSE.**

**IF YOU DON'T DIAGNOSE, YOU
CAN'T INTERVENE.**

CHILDHOOD LEAD POISONING IS

100%

PREVENTABLE

**IF YOU DON'T TEST, YOU
DON'T DIAGNOSE.**

**IF YOU DON'T DIAGNOSE, YOU
CAN'T INTERVENE.**

2019 PAGE COUNTY IOWA LEAD REPORT CARD

2019 PAGE COUNTY IOWA LEAD REPORT CARD

OF ALL PAGE COUNTY CHILDREN
0 TO 6 YEARS OLD ONLY

26.2%

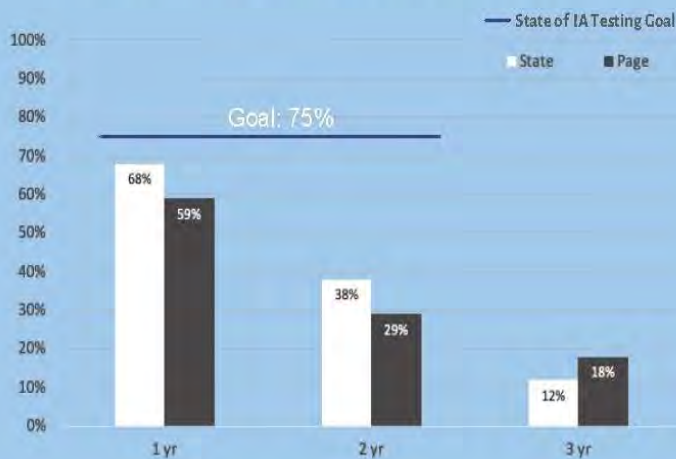
WERE TESTED FOR LEAD

OF ALL PAGE COUNTY CHILDREN
0 TO 6 YEARS OLD ONLY

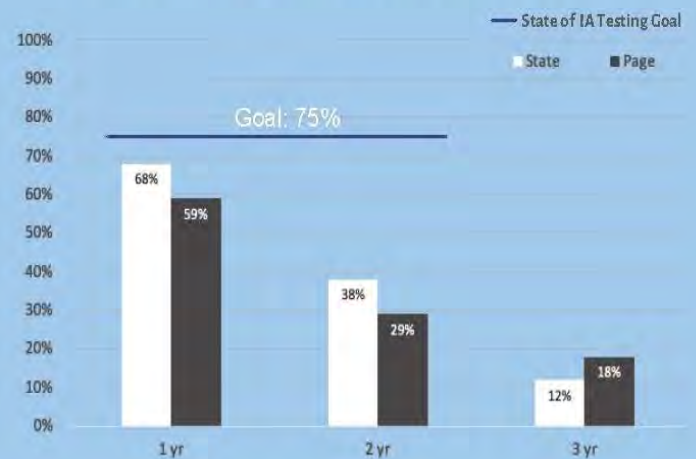
26.2%

WERE TESTED FOR LEAD

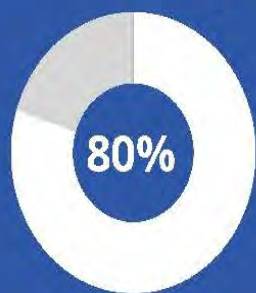
State vs County - Percent of Children
Receiving a Blood Lead Test By Age



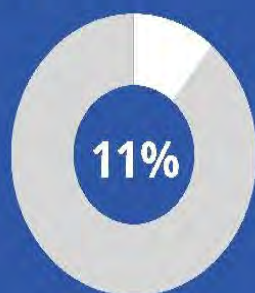
State vs County - Percent of Children
Receiving a Blood Lead Test By Age



RISK FACTORS



Pre-1979 Housing

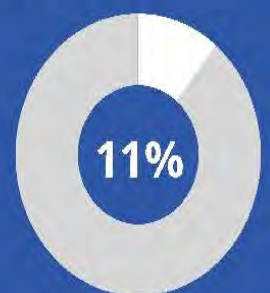


Population Below
Poverty Level

RISK FACTORS



Pre-1979 Housing



Population Below
Poverty Level

*Elevated Blood Lead Level is equal to or greater than 5 mcg/dL
<https://www.cdc.gov/nceh/lead/data/blood-lead-reference-value.htm>
References:
Iowa Department of Public Health. (2019). Iowa Public Health Tracking Portal. Retrieved from <https://tracking.idph.iowa.gov/>
State Library of Iowa. (2019). American Community Survey: Poverty status in the past 12 months.
State Library of Iowa. (2019). American Community Survey: Year structure built.

*Elevated Blood Lead Level is equal to or greater than 5 mcg/dL
<https://www.cdc.gov/nceh/lead/data/blood-lead-reference-value.htm>
References:
Iowa Department of Public Health. (2019). Iowa Public Health Tracking Portal. Retrieved from <https://tracking.idph.iowa.gov/>
State Library of Iowa. (2019). American Community Survey: Poverty status in the past 12 months.
State Library of Iowa. (2019). American Community Survey: Year structure built.

981 children under 6 had a confirmed elevated blood lead level above 5 µg/dL in Iowa in 2019



That is enough to fill 13.5 school buses

Iowa Public Health Tracking Portal. (2019). Children Tested. Retrieved from <https://tracking.idph.iowa.gov/Health/Lead-Poisoning/Annual-Blood-Lead-Testing-Children-Under-6/Children-Tested>

981 children under 6 had a confirmed elevated blood lead level above 5 µg/dL in Iowa in 2019



That is enough to fill 13.5 school buses

Iowa Public Health Tracking Portal. (2019). Children Tested. Retrieved from <https://tracking.idph.iowa.gov/Health/Lead-Poisoning/Annual-Blood-Lead-Testing-Children-Under-6/Children-Tested>

HEALTH IMPACTS



Damage to brain & nervous system



Slowed growth & development



Hearing & speech problems



Learning & behavior problems



Damage to brain & nervous system



Slowed growth & development



Hearing & speech problems



Learning & behavior problems

CHILDHOOD LEAD POISONING IS

100%

PREVENTABLE

**IF YOU DON'T TEST, YOU
DON'T DIAGNOSE.**

**IF YOU DON'T DIAGNOSE, YOU
CAN'T INTERVENE.**

CHILDHOOD LEAD POISONING IS

100%

PREVENTABLE

**IF YOU DON'T TEST, YOU
DON'T DIAGNOSE.**

**IF YOU DON'T DIAGNOSE, YOU
CAN'T INTERVENE.**

2019 PALO ALTO COUNTY IOWA LEAD REPORT CARD

2019 PALO ALTO COUNTY IOWA LEAD REPORT CARD

OF ALL PALO ALTO COUNTY CHILDREN 0 TO 6 YEARS OLD ONLY

23.8%

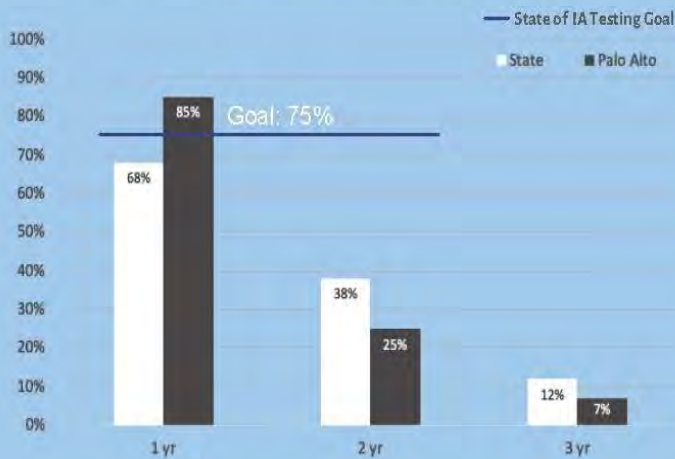
WERE TESTED FOR LEAD

OF ALL PALO ALTO COUNTY CHILDREN 0 TO 6 YEARS OLD ONLY

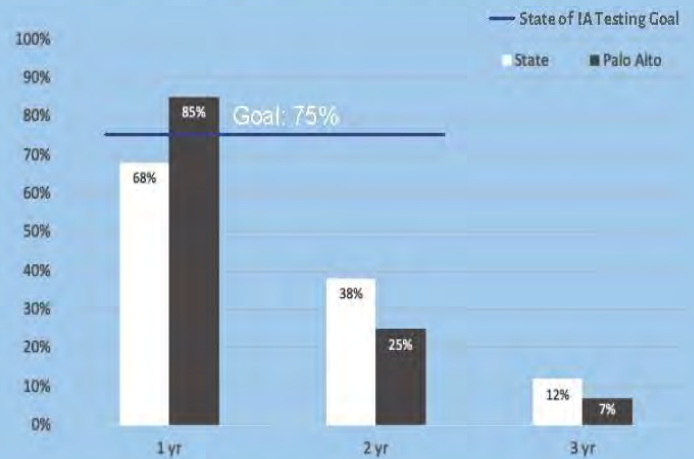
23.8%

WERE TESTED FOR LEAD

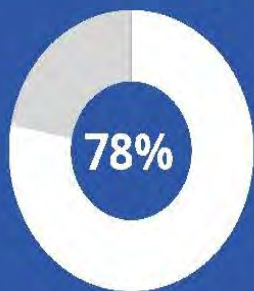
State vs County - Percent of Children Receiving a Blood Lead Test By Age



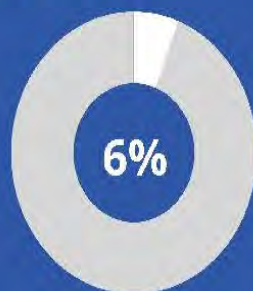
State vs County - Percent of Children Receiving a Blood Lead Test By Age



RISK FACTORS

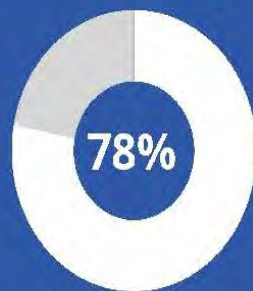


Pre-1979 Housing

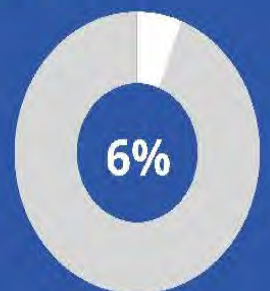


Population Below Poverty Level

RISK FACTORS



Pre-1979 Housing



Population Below Poverty Level

*Elevated Blood Lead Level is equal to or greater than 5 mcg/dL
<https://www.cdc.gov/nceh/lead/data/blood-lead-reference-value.htm>
 References:
 Iowa Department of Public Health. (2019). Iowa Public Health Tracking Portal. Retrieved from <https://tracking.idph.iowa.gov/>
 State Library of Iowa. (2019). American Community Survey: Poverty status in the past 12 months.
 State Library of Iowa. (2019). American Community Survey: Year structure built.

*Elevated Blood Lead Level is equal to or greater than 5 mcg/dL
<https://www.cdc.gov/nceh/lead/data/blood-lead-reference-value.htm>
 References:
 Iowa Department of Public Health. (2019). Iowa Public Health Tracking Portal. Retrieved from <https://tracking.idph.iowa.gov/>
 State Library of Iowa. (2019). American Community Survey: Poverty status in the past 12 months.
 State Library of Iowa. (2019). American Community Survey: Year structure built.

981 children under 6 had a confirmed elevated blood lead level above 5 µg/dL in Iowa in 2019



That is enough to fill 13.5 school buses

Iowa Public Health Tracking Portal. (2019). Children Tested. Retrieved from <https://tracking.idph.iowa.gov/Health/Lead-Poisoning/Annual-Blood-Lead-Testing-Children-Under-6/Children-Tested>

981 children under 6 had a confirmed elevated blood lead level above 5 µg/dL in Iowa in 2019



That is enough to fill 13.5 school buses

Iowa Public Health Tracking Portal. (2019). Children Tested. Retrieved from <https://tracking.idph.iowa.gov/Health/Lead-Poisoning/Annual-Blood-Lead-Testing-Children-Under-6/Children-Tested>

HEALTH IMPACTS



Damage to brain & nervous system



Slowed growth & development



Hearing & speech problems



Learning & behavior problems



Damage to brain & nervous system



Slowed growth & development



Hearing & speech problems



Learning & behavior problems

CHILDHOOD LEAD POISONING IS

100%

PREVENTABLE

**IF YOU DON'T TEST, YOU
DON'T DIAGNOSE.**

**IF YOU DON'T DIAGNOSE, YOU
CAN'T INTERVENE.**

CHILDHOOD LEAD POISONING IS

100%

PREVENTABLE

**IF YOU DON'T TEST, YOU
DON'T DIAGNOSE.**

**IF YOU DON'T DIAGNOSE, YOU
CAN'T INTERVENE.**

2019 PLYMOUTH COUNTY IOWA LEAD REPORT CARD

2019 PLYMOUTH COUNTY IOWA LEAD REPORT CARD

OF ALL PLYMOUTH COUNTY CHILDREN 0 TO 6 YEARS OLD ONLY

23.9%

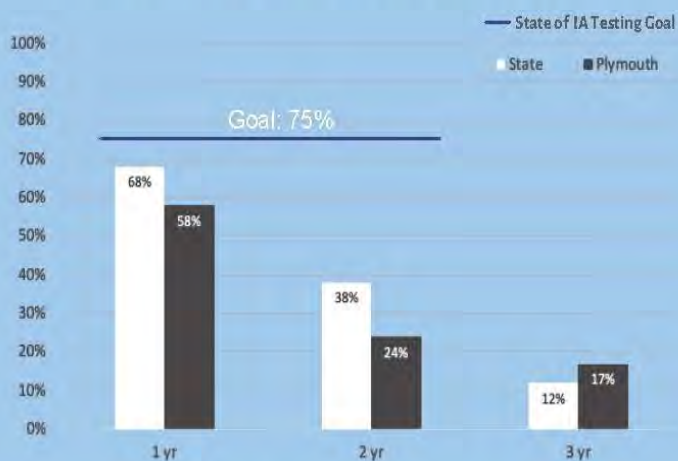
WERE TESTED FOR LEAD

OF ALL PLYMOUTH COUNTY CHILDREN 0 TO 6 YEARS OLD ONLY

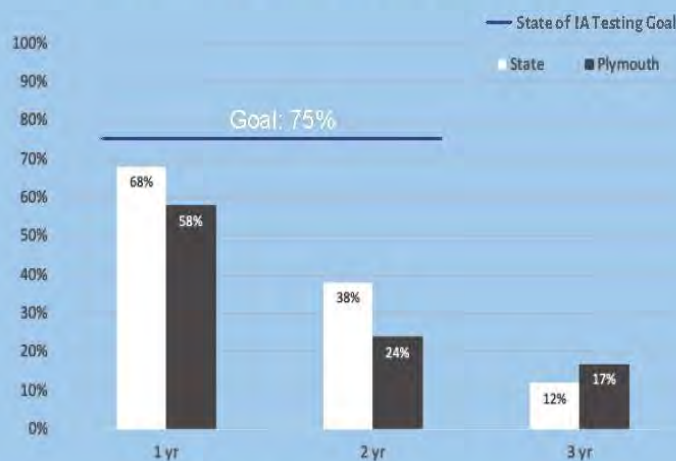
23.9%

WERE TESTED FOR LEAD

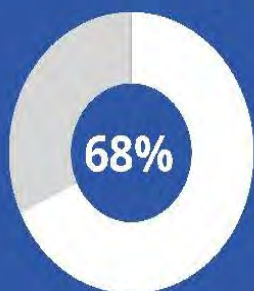
State vs County - Percent of Children Receiving a Blood Lead Test By Age



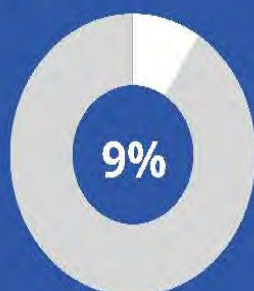
State vs County - Percent of Children Receiving a Blood Lead Test By Age



RISK FACTORS

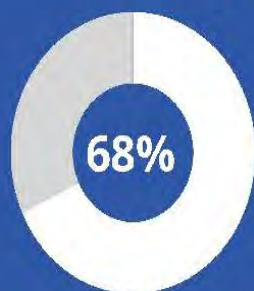


Pre-1979 Housing

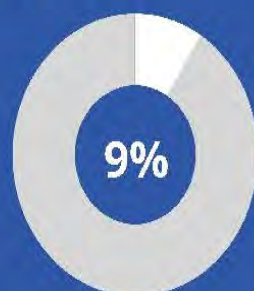


Population Below Poverty Level

RISK FACTORS



Pre-1979 Housing



Population Below Poverty Level

*Elevated Blood Lead Level is equal to or greater than 5 mcg/dL
<https://www.cdc.gov/nceh/lead/data/blood-lead-reference-value.htm>
 References:
 Iowa Department of Public Health. (2019). Iowa Public Health Tracking Portal. Retrieved from <https://tracking.idph.iowa.gov/>
 State Library of Iowa. (2019). American Community Survey: Poverty status in the past 12 months.
 State Library of Iowa. (2019). American Community Survey: Year structure built.

*Elevated Blood Lead Level is equal to or greater than 5 mcg/dL
<https://www.cdc.gov/nceh/lead/data/blood-lead-reference-value.htm>
 References:
 Iowa Department of Public Health. (2019). Iowa Public Health Tracking Portal. Retrieved from <https://tracking.idph.iowa.gov/>
 State Library of Iowa. (2019). American Community Survey: Poverty status in the past 12 months.
 State Library of Iowa. (2019). American Community Survey: Year structure built.

981 children under 6 had a confirmed elevated blood lead level above 5 µg/dL in Iowa in 2019



That is enough to fill 13.5 school buses

Iowa Public Health Tracking Portal. (2019). Children Tested. Retrieved from <https://tracking.idph.iowa.gov/Health/Lead-Poisoning/Annual-Blood-Lead-Testing-Children-Under-6/Children-Tested>

981 children under 6 had a confirmed elevated blood lead level above 5 µg/dL in Iowa in 2019



That is enough to fill 13.5 school buses

Iowa Public Health Tracking Portal. (2019). Children Tested. Retrieved from <https://tracking.idph.iowa.gov/Health/Lead-Poisoning/Annual-Blood-Lead-Testing-Children-Under-6/Children-Tested>

HEALTH IMPACTS



Damage to brain & nervous system



Slowed growth & development



Hearing & speech problems



Learning & behavior problems



Damage to brain & nervous system



Slowed growth & development



Hearing & speech problems



Learning & behavior problems

CHILDHOOD LEAD POISONING IS

100%

PREVENTABLE

**IF YOU DON'T TEST, YOU
DON'T DIAGNOSE.**

**IF YOU DON'T DIAGNOSE, YOU
CAN'T INTERVENE.**

CHILDHOOD LEAD POISONING IS

100%

PREVENTABLE

**IF YOU DON'T TEST, YOU
DON'T DIAGNOSE.**

**IF YOU DON'T DIAGNOSE, YOU
CAN'T INTERVENE.**

2019 POCAHONTAS COUNTY IOWA LEAD REPORT CARD

2019 POCAHONTAS COUNTY IOWA LEAD REPORT CARD

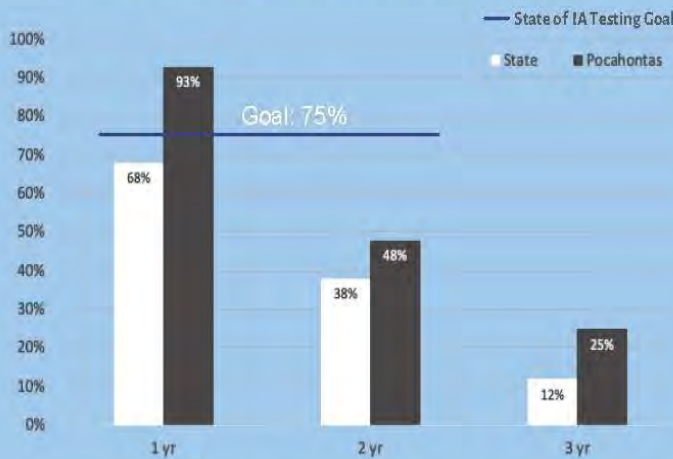
OF ALL POCAHONTAS COUNTY CHILDREN
0 TO 6 YEARS OLD ONLY

33.7%
WERE TESTED FOR LEAD

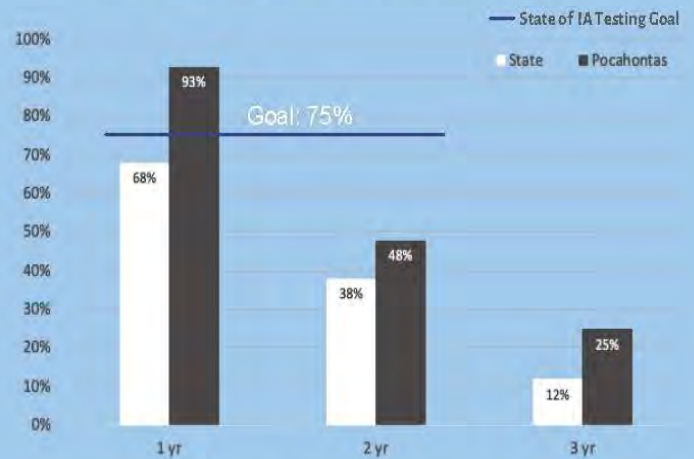
OF ALL POCAHONTAS COUNTY CHILDREN
0 TO 6 YEARS OLD ONLY

33.7%
WERE TESTED FOR LEAD

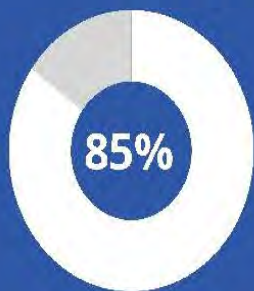
State vs County - Percent of Children Receiving a Blood Lead Test By Age



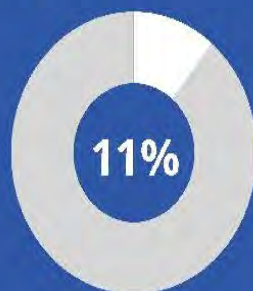
State vs County - Percent of Children Receiving a Blood Lead Test By Age



RISK FACTORS

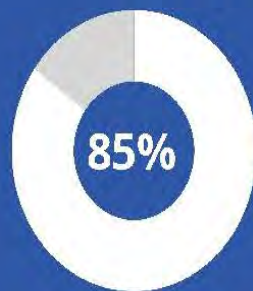


Pre-1979 Housing

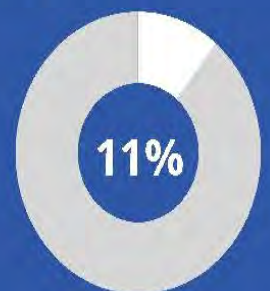


Population Below Poverty Level

RISK FACTORS



Pre-1979 Housing



Population Below Poverty Level

*Elevated Blood Lead Level is equal to or greater than 5 mcg/dL
<https://www.cdc.gov/nceh/lead/data/blood-lead-reference-value.htm>
References:
Iowa Department of Public Health. (2019). Iowa Public Health Tracking Portal. Retrieved from <https://tracking.idph.iowa.gov/>
State Library of Iowa. (2019). American Community Survey: Poverty status in the past 12 months.
State Library of Iowa. (2019). American Community Survey: Year structure built.

*Elevated Blood Lead Level is equal to or greater than 5 mcg/dL
<https://www.cdc.gov/nceh/lead/data/blood-lead-reference-value.htm>
References:
Iowa Department of Public Health. (2019). Iowa Public Health Tracking Portal. Retrieved from <https://tracking.idph.iowa.gov/>
State Library of Iowa. (2019). American Community Survey: Poverty status in the past 12 months.
State Library of Iowa. (2019). American Community Survey: Year structure built.

981 children under 6 had a confirmed elevated blood lead level above 5 µg/dL in Iowa in 2019



That is enough to fill 13.5 school buses

Iowa Public Health Tracking Portal. (2019). Children Tested. Retrieved from <https://tracking.idph.iowa.gov/Health/Lead-Poisoning/Annual-Blood-Lead-Testing-Children-Under-6/Children-Tested>

981 children under 6 had a confirmed elevated blood lead level above 5 µg/dL in Iowa in 2019



That is enough to fill 13.5 school buses

Iowa Public Health Tracking Portal. (2019). Children Tested. Retrieved from <https://tracking.idph.iowa.gov/Health/Lead-Poisoning/Annual-Blood-Lead-Testing-Children-Under-6/Children-Tested>

HEALTH IMPACTS



Damage to brain & nervous system



Slowed growth & development



Hearing & speech problems



Learning & behavior problems



Damage to brain & nervous system



Slowed growth & development



Hearing & speech problems



Learning & behavior problems

CHILDHOOD LEAD POISONING IS

100%

PREVENTABLE

**IF YOU DON'T TEST, YOU
DON'T DIAGNOSE.**

**IF YOU DON'T DIAGNOSE, YOU
CAN'T INTERVENE.**

CHILDHOOD LEAD POISONING IS

100%

PREVENTABLE

**IF YOU DON'T TEST, YOU
DON'T DIAGNOSE.**

**IF YOU DON'T DIAGNOSE, YOU
CAN'T INTERVENE.**

2019 POLK COUNTY IOWA LEAD REPORT CARD

2019 POLK COUNTY IOWA LEAD REPORT CARD

OF ALL POLK COUNTY CHILDREN
0 TO 6 YEARS OLD ONLY

22.9%

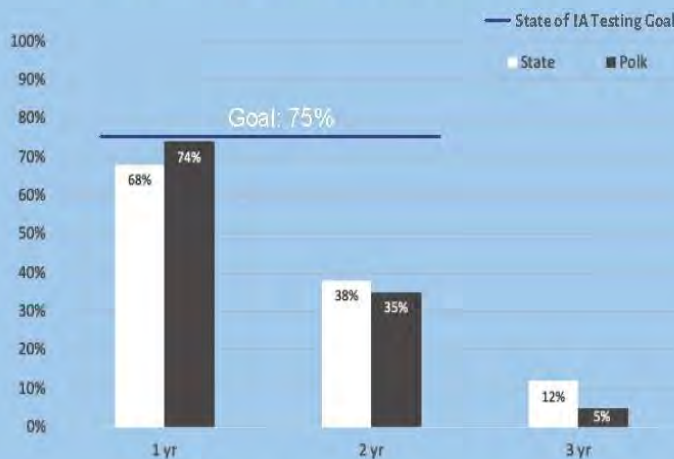
WERE TESTED FOR LEAD

OF ALL POLK COUNTY CHILDREN
0 TO 6 YEARS OLD ONLY

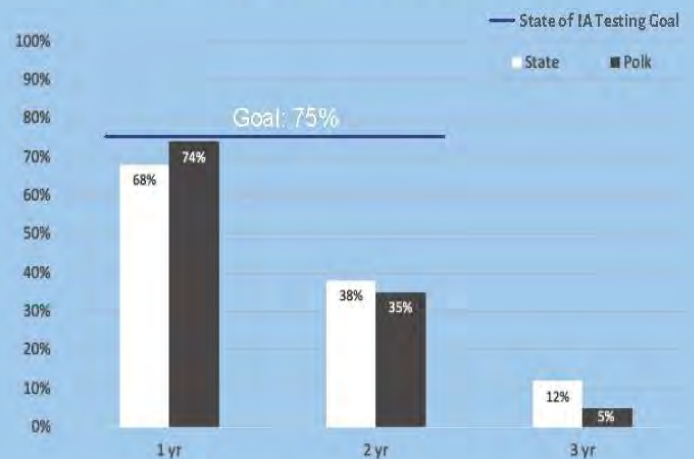
22.9%

WERE TESTED FOR LEAD

State vs County - Percent of Children
Receiving a Blood Lead Test By Age



State vs County - Percent of Children
Receiving a Blood Lead Test By Age



RISK FACTORS



Pre-1979 Housing

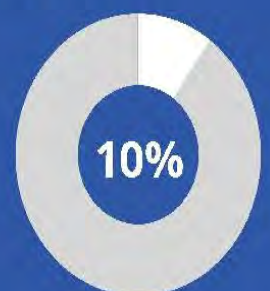


Population Below
Poverty Level

RISK FACTORS



Pre-1979 Housing



Population Below
Poverty Level

*Elevated Blood Lead Level is equal to or greater than 5 mcg/dL
<https://www.cdc.gov/nceh/lead/data/blood-lead-reference-value.htm>
References:
Iowa Department of Public Health. (2019). Iowa Public Health Tracking Portal. Retrieved from <https://tracking.idph.iowa.gov/>
State Library of Iowa. (2019). American Community Survey: Poverty status in the past 12 months.
State Library of Iowa. (2019). American Community Survey: Year structure built.

*Elevated Blood Lead Level is equal to or greater than 5 mcg/dL
<https://www.cdc.gov/nceh/lead/data/blood-lead-reference-value.htm>
References:
Iowa Department of Public Health. (2019). Iowa Public Health Tracking Portal. Retrieved from <https://tracking.idph.iowa.gov/>
State Library of Iowa. (2019). American Community Survey: Poverty status in the past 12 months.
State Library of Iowa. (2019). American Community Survey: Year structure built.

981 children under 6 had a confirmed elevated blood lead level above 5 µg/dL in Iowa in 2019



That is enough to fill 13.5 school buses

Iowa Public Health Tracking Portal. (2019). Children Tested. Retrieved from <https://tracking.idph.iowa.gov/Health/Lead-Poisoning/Annual-Blood-Lead-Testing-Children-Under-6/Children-Tested>

981 children under 6 had a confirmed elevated blood lead level above 5 µg/dL in Iowa in 2019



That is enough to fill 13.5 school buses

Iowa Public Health Tracking Portal. (2019). Children Tested. Retrieved from <https://tracking.idph.iowa.gov/Health/Lead-Poisoning/Annual-Blood-Lead-Testing-Children-Under-6/Children-Tested>

HEALTH IMPACTS



Damage to brain & nervous system



Slowed growth & development



Hearing & speech problems



Learning & behavior problems



Damage to brain & nervous system



Slowed growth & development



Hearing & speech problems



Learning & behavior problems

CHILDHOOD LEAD POISONING IS

100%

PREVENTABLE

**IF YOU DON'T TEST, YOU
DON'T DIAGNOSE.**

**IF YOU DON'T DIAGNOSE, YOU
CAN'T INTERVENE.**

CHILDHOOD LEAD POISONING IS

100%

PREVENTABLE

**IF YOU DON'T TEST, YOU
DON'T DIAGNOSE.**

**IF YOU DON'T DIAGNOSE, YOU
CAN'T INTERVENE.**

2019 POTTAWATTAMIE COUNTY IOWA LEAD REPORT CARD

2019 POTTAWATTAMIE COUNTY IOWA LEAD REPORT CARD

OF ALL POTTAWATTAMIE COUNTY CHILDREN 0 TO 6 YEARS OLD ONLY

19.4%

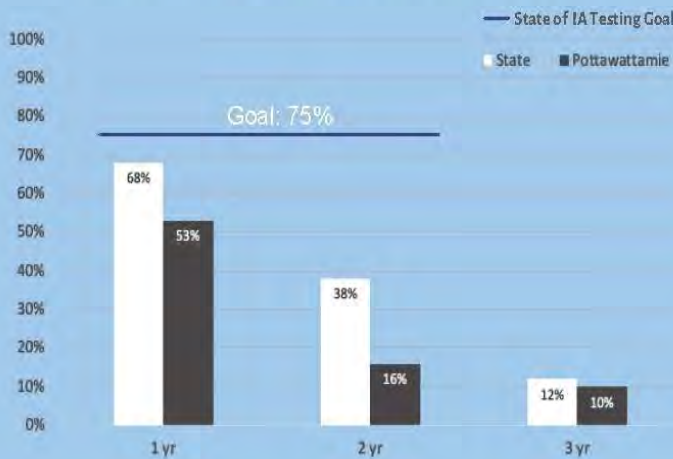
WERE TESTED FOR LEAD

OF ALL POTTAWATTAMIE COUNTY CHILDREN 0 TO 6 YEARS OLD ONLY

19.4%

WERE TESTED FOR LEAD

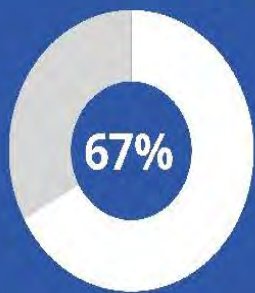
State vs County - Percent of Children Receiving a Blood Lead Test By Age



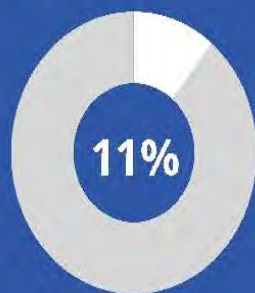
State vs County - Percent of Children Receiving a Blood Lead Test By Age



RISK FACTORS



Pre-1979 Housing

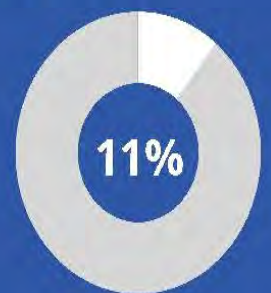


Population Below Poverty Level

RISK FACTORS



Pre-1979 Housing



Population Below Poverty Level

*Elevated Blood Lead Level is equal to or greater than 5 mcg/dL
<https://www.cdc.gov/nceh/lead/data/blood-lead-reference-value.htm>
 References:
 Iowa Department of Public Health. (2019). Iowa Public Health Tracking Portal. Retrieved from <https://tracking.idph.iowa.gov/>
 State Library of Iowa. (2019). American Community Survey: Poverty status in the past 12 months.
 State Library of Iowa. (2019). American Community Survey: Year structure built.

*Elevated Blood Lead Level is equal to or greater than 5 mcg/dL
<https://www.cdc.gov/nceh/lead/data/blood-lead-reference-value.htm>
 References:
 Iowa Department of Public Health. (2019). Iowa Public Health Tracking Portal. Retrieved from <https://tracking.idph.iowa.gov/>
 State Library of Iowa. (2019). American Community Survey: Poverty status in the past 12 months.
 State Library of Iowa. (2019). American Community Survey: Year structure built.

981 children under 6 had a confirmed elevated blood lead level above 5 µg/dL in Iowa in 2019



That is enough to fill 13.5 school buses

Iowa Public Health Tracking Portal. (2019). Children Tested. Retrieved from <https://tracking.idph.iowa.gov/Health/Lead-Poisoning/Annual-Blood-Lead-Testing-Children-Under-6/Children-Tested>

981 children under 6 had a confirmed elevated blood lead level above 5 µg/dL in Iowa in 2019



That is enough to fill 13.5 school buses

Iowa Public Health Tracking Portal. (2019). Children Tested. Retrieved from <https://tracking.idph.iowa.gov/Health/Lead-Poisoning/Annual-Blood-Lead-Testing-Children-Under-6/Children-Tested>

HEALTH IMPACTS



Damage to brain & nervous system



Slowed growth & development



Hearing & speech problems



Learning & behavior problems



Damage to brain & nervous system



Slowed growth & development



Hearing & speech problems



Learning & behavior problems

CHILDHOOD LEAD POISONING IS

100%

PREVENTABLE

**IF YOU DON'T TEST, YOU
DON'T DIAGNOSE.**

**IF YOU DON'T DIAGNOSE, YOU
CAN'T INTERVENE.**

CHILDHOOD LEAD POISONING IS

100%

PREVENTABLE

**IF YOU DON'T TEST, YOU
DON'T DIAGNOSE.**

**IF YOU DON'T DIAGNOSE, YOU
CAN'T INTERVENE.**

2019 POWESHIEK COUNTY IOWA LEAD REPORT CARD

2019 POWESHIEK COUNTY IOWA LEAD REPORT CARD

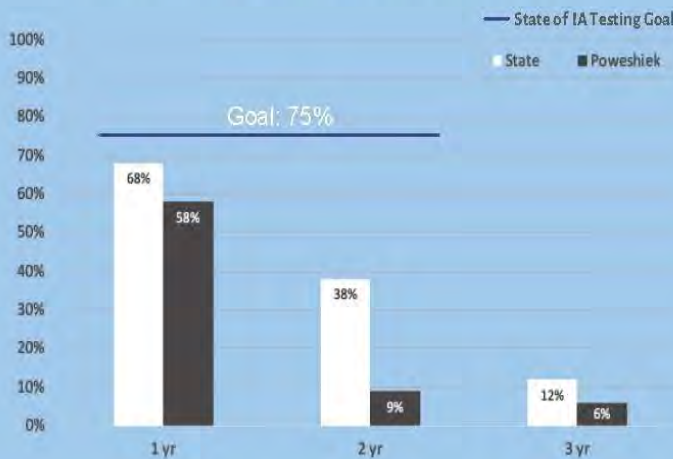
OF ALL POWESHIEK COUNTY CHILDREN 0 TO 6 YEARS OLD ONLY

15.8%
WERE TESTED FOR LEAD

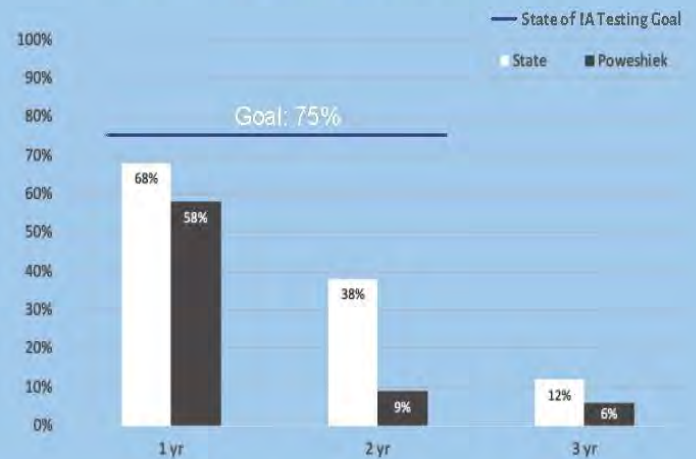
OF ALL POWESHIEK COUNTY CHILDREN 0 TO 6 YEARS OLD ONLY

15.8%
WERE TESTED FOR LEAD

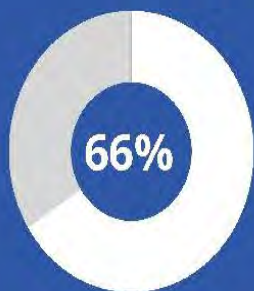
State vs County - Percent of Children Receiving a Blood Lead Test By Age



State vs County - Percent of Children Receiving a Blood Lead Test By Age



RISK FACTORS

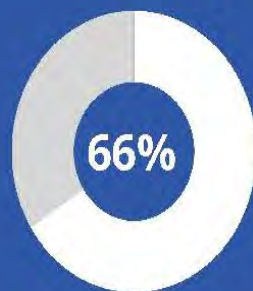


Pre-1979 Housing



Population Below Poverty Level

RISK FACTORS



Pre-1979 Housing



Population Below Poverty Level

*Elevated Blood Lead Level is equal to or greater than 5 mcg/dL
<https://www.cdc.gov/nceh/lead/data/blood-lead-reference-value.htm>
 References:
 Iowa Department of Public Health. (2019). Iowa Public Health Tracking Portal. Retrieved from <https://tracking.idph.iowa.gov/>
 State Library of Iowa. (2019). American Community Survey: Poverty status in the past 12 months.
 State Library of Iowa. (2019). American Community Survey: Year structure built.

*Elevated Blood Lead Level is equal to or greater than 5 mcg/dL
<https://www.cdc.gov/nceh/lead/data/blood-lead-reference-value.htm>
 References:
 Iowa Department of Public Health. (2019). Iowa Public Health Tracking Portal. Retrieved from <https://tracking.idph.iowa.gov/>
 State Library of Iowa. (2019). American Community Survey: Poverty status in the past 12 months.
 State Library of Iowa. (2019). American Community Survey: Year structure built.

981 children under 6 had a confirmed elevated blood lead level above 5 µg/dL in Iowa in 2019



That is enough to fill 13.5 school buses

Iowa Public Health Tracking Portal. (2019). Children Tested. Retrieved from <https://tracking.idph.iowa.gov/Health/Lead-Poisoning/Annual-Blood-Lead-Testing-Children-Under-6/Children-Tested>

981 children under 6 had a confirmed elevated blood lead level above 5 µg/dL in Iowa in 2019



That is enough to fill 13.5 school buses

Iowa Public Health Tracking Portal. (2019). Children Tested. Retrieved from <https://tracking.idph.iowa.gov/Health/Lead-Poisoning/Annual-Blood-Lead-Testing-Children-Under-6/Children-Tested>

HEALTH IMPACTS



Damage to brain & nervous system



Slowed growth & development



Hearing & speech problems



Learning & behavior problems



Damage to brain & nervous system



Slowed growth & development



Hearing & speech problems



Learning & behavior problems

CHILDHOOD LEAD POISONING IS

100%

PREVENTABLE

**IF YOU DON'T TEST, YOU
DON'T DIAGNOSE.**

**IF YOU DON'T DIAGNOSE, YOU
CAN'T INTERVENE.**

CHILDHOOD LEAD POISONING IS

100%

PREVENTABLE

**IF YOU DON'T TEST, YOU
DON'T DIAGNOSE.**

**IF YOU DON'T DIAGNOSE, YOU
CAN'T INTERVENE.**

2019 RINGGOLD COUNTY IOWA LEAD REPORT CARD

2019 RINGGOLD COUNTY IOWA LEAD REPORT CARD

OF ALL RINGGOLD COUNTY CHILDREN 0 TO 6 YEARS OLD ONLY

21.0%

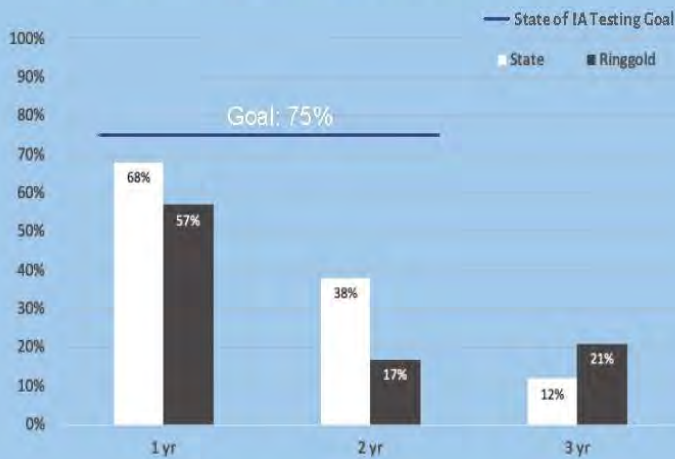
WERE TESTED FOR LEAD

OF ALL RINGGOLD COUNTY CHILDREN 0 TO 6 YEARS OLD ONLY

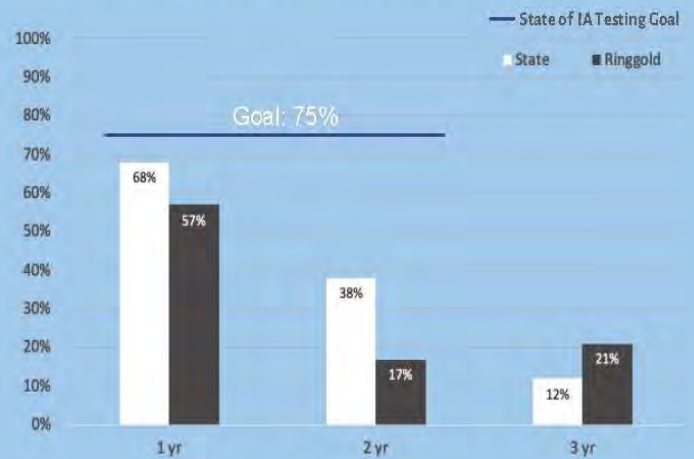
21.0%

WERE TESTED FOR LEAD

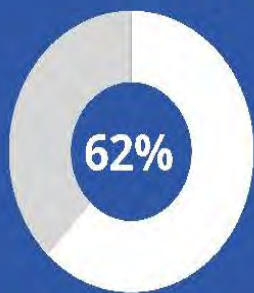
State vs County - Percent of Children Receiving a Blood Lead Test By Age



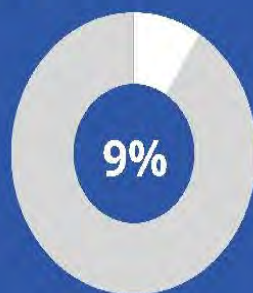
State vs County - Percent of Children Receiving a Blood Lead Test By Age



RISK FACTORS

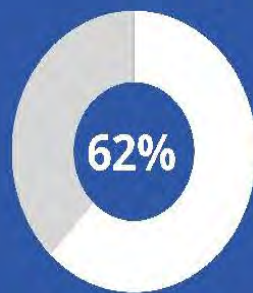


Pre-1979 Housing

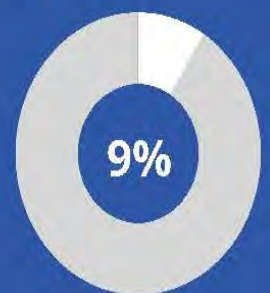


Population Below Poverty Level

RISK FACTORS



Pre-1979 Housing



Population Below Poverty Level

*Elevated Blood Lead Level is equal to or greater than 5 mcg/dL <https://www.cdc.gov/nceh/lead/data/blood-lead-reference-value.htm>
References:
Iowa Department of Public Health. (2019). Iowa Public Health Tracking Portal. Retrieved from <https://tracking.idph.iowa.gov/>
State Library of Iowa. (2019). American Community Survey: Poverty status in the past 12 months.
State Library of Iowa. (2019). American Community Survey: Year structure built.

*Elevated Blood Lead Level is equal to or greater than 5 mcg/dL <https://www.cdc.gov/nceh/lead/data/blood-lead-reference-value.htm>
References:
Iowa Department of Public Health. (2019). Iowa Public Health Tracking Portal. Retrieved from <https://tracking.idph.iowa.gov/>
State Library of Iowa. (2019). American Community Survey: Poverty status in the past 12 months.
State Library of Iowa. (2019). American Community Survey: Year structure built.

981 children under 6 had a confirmed elevated blood lead level above 5 µg/dL in Iowa in 2019



That is enough to fill 13.5 school buses

Iowa Public Health Tracking Portal. (2019). Children Tested. Retrieved from <https://tracking.idph.iowa.gov/Health/Lead-Poisoning/Annual-Blood-Lead-Testing-Children-Under-6/Children-Tested>

981 children under 6 had a confirmed elevated blood lead level above 5 µg/dL in Iowa in 2019



That is enough to fill 13.5 school buses

Iowa Public Health Tracking Portal. (2019). Children Tested. Retrieved from <https://tracking.idph.iowa.gov/Health/Lead-Poisoning/Annual-Blood-Lead-Testing-Children-Under-6/Children-Tested>

HEALTH IMPACTS



Damage to brain & nervous system



Slowed growth & development



Hearing & speech problems



Learning & behavior problems



Damage to brain & nervous system



Slowed growth & development



Hearing & speech problems



Learning & behavior problems

CHILDHOOD LEAD POISONING IS

100%

PREVENTABLE

**IF YOU DON'T TEST, YOU
DON'T DIAGNOSE.**

**IF YOU DON'T DIAGNOSE, YOU
CAN'T INTERVENE.**

CHILDHOOD LEAD POISONING IS

100%

PREVENTABLE

**IF YOU DON'T TEST, YOU
DON'T DIAGNOSE.**

**IF YOU DON'T DIAGNOSE, YOU
CAN'T INTERVENE.**

2019 SAC COUNTY IOWA LEAD REPORT CARD

2019 SAC COUNTY IOWA LEAD REPORT CARD

OF ALL SAC COUNTY CHILDREN
0 TO 6 YEARS OLD ONLY

25.3%

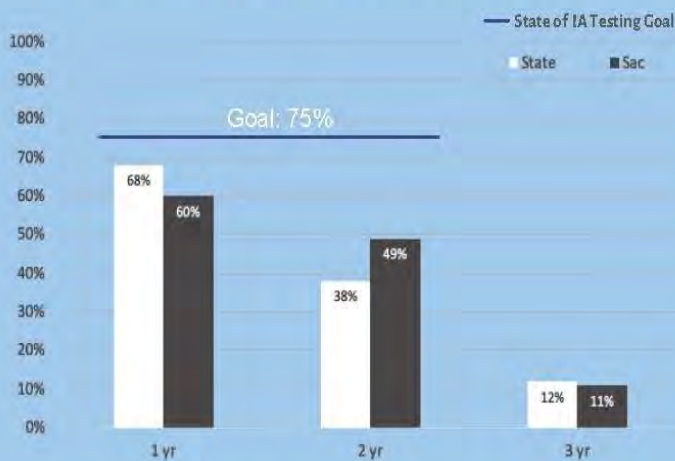
WERE TESTED FOR LEAD

OF ALL SAC COUNTY CHILDREN
0 TO 6 YEARS OLD ONLY

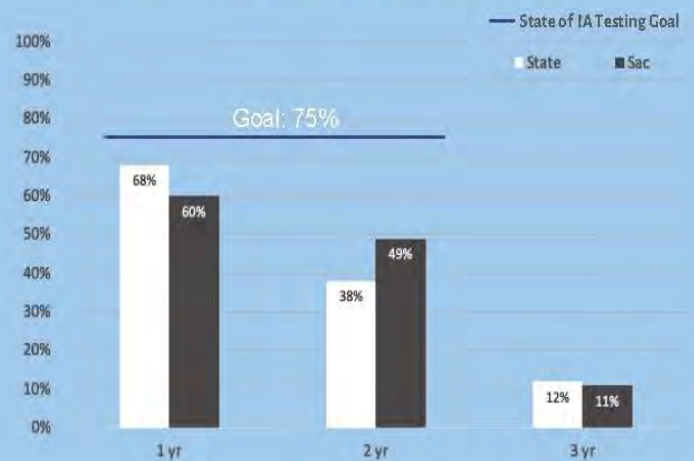
25.3%

WERE TESTED FOR LEAD

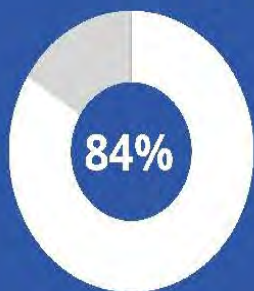
State vs County - Percent of Children
Receiving a Blood Lead Test By Age



State vs County - Percent of Children
Receiving a Blood Lead Test By Age



RISK FACTORS

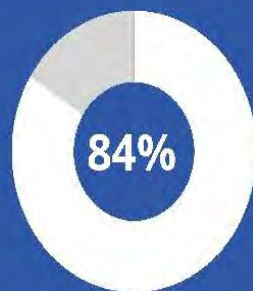


Pre-1979 Housing

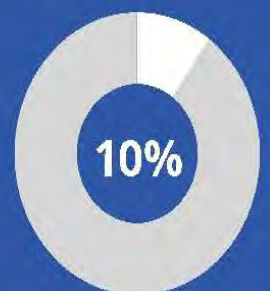


Population Below
Poverty Level

RISK FACTORS



Pre-1979 Housing



Population Below
Poverty Level

*Elevated Blood Lead Level is equal to or greater than 5 mcg/dL
<https://www.cdc.gov/nceh/lead/data/blood-lead-reference-value.htm>
 References:
 Iowa Department of Public Health. (2019). Iowa Public Health Tracking Portal. Retrieved from <https://tracking.idph.iowa.gov/>
 State Library of Iowa. (2019). American Community Survey: Poverty status in the past 12 months.
 State Library of Iowa. (2019). American Community Survey: Year structure built.

*Elevated Blood Lead Level is equal to or greater than 5 mcg/dL
<https://www.cdc.gov/nceh/lead/data/blood-lead-reference-value.htm>
 References:
 Iowa Department of Public Health. (2019). Iowa Public Health Tracking Portal. Retrieved from <https://tracking.idph.iowa.gov/>
 State Library of Iowa. (2019). American Community Survey: Poverty status in the past 12 months.
 State Library of Iowa. (2019). American Community Survey: Year structure built.

981 children under 6 had a confirmed elevated blood lead level above 5 µg/dL in Iowa in 2019



That is enough to fill 13.5 school buses

Iowa Public Health Tracking Portal. (2019). Children Tested. Retrieved from <https://tracking.idph.iowa.gov/Health/Lead-Poisoning/Annual-Blood-Lead-Testing-Children-Under-6/Children-Tested>

981 children under 6 had a confirmed elevated blood lead level above 5 µg/dL in Iowa in 2019



That is enough to fill 13.5 school buses

Iowa Public Health Tracking Portal. (2019). Children Tested. Retrieved from <https://tracking.idph.iowa.gov/Health/Lead-Poisoning/Annual-Blood-Lead-Testing-Children-Under-6/Children-Tested>

HEALTH IMPACTS



Damage to brain & nervous system



Slowed growth & development



Hearing & speech problems



Learning & behavior problems



Damage to brain & nervous system



Slowed growth & development



Hearing & speech problems



Learning & behavior problems

CHILDHOOD LEAD POISONING IS

100%

PREVENTABLE

**IF YOU DON'T TEST, YOU
DON'T DIAGNOSE.**

**IF YOU DON'T DIAGNOSE, YOU
CAN'T INTERVENE.**

CHILDHOOD LEAD POISONING IS

100%

PREVENTABLE

**IF YOU DON'T TEST, YOU
DON'T DIAGNOSE.**

**IF YOU DON'T DIAGNOSE, YOU
CAN'T INTERVENE.**

2019 SCOTT COUNTY IOWA LEAD REPORT CARD

2019 SCOTT COUNTY IOWA LEAD REPORT CARD

OF ALL SCOTT COUNTY CHILDREN
0 TO 6 YEARS OLD ONLY

25.2%

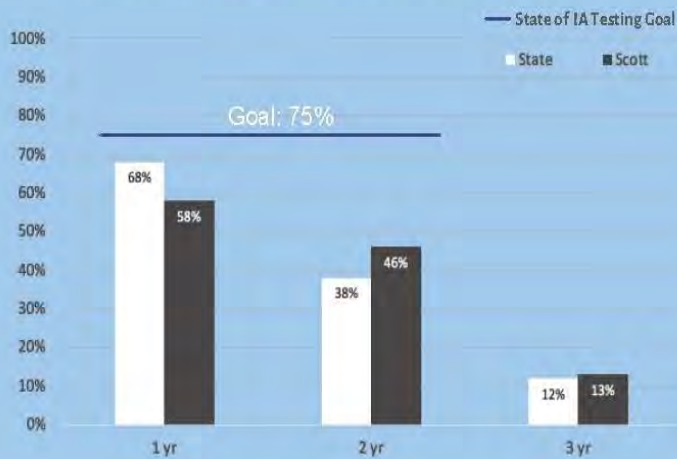
WERE TESTED FOR LEAD

OF ALL SCOTT COUNTY CHILDREN
0 TO 6 YEARS OLD ONLY

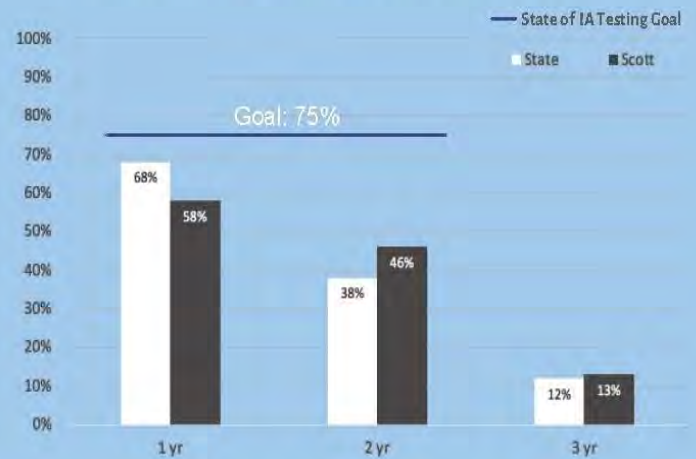
25.2%

WERE TESTED FOR LEAD

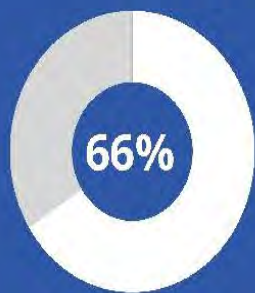
State vs County - Percent of Children
Receiving a Blood Lead Test By Age



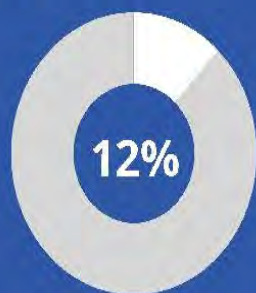
State vs County - Percent of Children
Receiving a Blood Lead Test By Age



RISK FACTORS

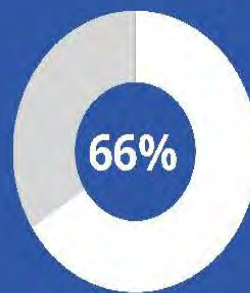


Pre-1979 Housing

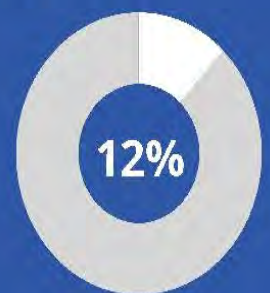


Population Below
Poverty Level

RISK FACTORS



Pre-1979 Housing



Population Below
Poverty Level

*Elevated Blood Lead Level is equal to or greater than 5 mcg/dL
<https://www.cdc.gov/nceh/lead/data/blood-lead-reference-value.htm>
 References:
 Iowa Department of Public Health. (2019). Iowa Public Health Tracking Portal. Retrieved from <https://tracking.idph.iowa.gov/>
 State Library of Iowa. (2019). American Community Survey: Poverty status in the past 12 months.
 State Library of Iowa. (2019). American Community Survey: Year structure built.

*Elevated Blood Lead Level is equal to or greater than 5 mcg/dL
<https://www.cdc.gov/nceh/lead/data/blood-lead-reference-value.htm>
 References:
 Iowa Department of Public Health. (2019). Iowa Public Health Tracking Portal. Retrieved from <https://tracking.idph.iowa.gov/>
 State Library of Iowa. (2019). American Community Survey: Poverty status in the past 12 months.
 State Library of Iowa. (2019). American Community Survey: Year structure built.

981 children under 6 had a confirmed elevated blood lead level above 5 µg/dL in Iowa in 2019



That is enough to fill 13.5 school buses

Iowa Public Health Tracking Portal. (2019). Children Tested. Retrieved from <https://tracking.idph.iowa.gov/Health/Lead-Poisoning/Annual-Blood-Lead-Testing-Children-Under-6/Children-Tested>

981 children under 6 had a confirmed elevated blood lead level above 5 µg/dL in Iowa in 2019



That is enough to fill 13.5 school buses

Iowa Public Health Tracking Portal. (2019). Children Tested. Retrieved from <https://tracking.idph.iowa.gov/Health/Lead-Poisoning/Annual-Blood-Lead-Testing-Children-Under-6/Children-Tested>

HEALTH IMPACTS



Damage to brain & nervous system



Slowed growth & development



Hearing & speech problems



Learning & behavior problems



Damage to brain & nervous system



Slowed growth & development



Hearing & speech problems



Learning & behavior problems

CHILDHOOD LEAD POISONING IS

100%

PREVENTABLE

**IF YOU DON'T TEST, YOU
DON'T DIAGNOSE.**

**IF YOU DON'T DIAGNOSE, YOU
CAN'T INTERVENE.**

CHILDHOOD LEAD POISONING IS

100%

PREVENTABLE

**IF YOU DON'T TEST, YOU
DON'T DIAGNOSE.**

**IF YOU DON'T DIAGNOSE, YOU
CAN'T INTERVENE.**

2019 SHELBY COUNTY IOWA LEAD REPORT CARD

2019 SHELBY COUNTY IOWA LEAD REPORT CARD

OF ALL SHELBY COUNTY CHILDREN
0 TO 6 YEARS OLD ONLY

22.7%

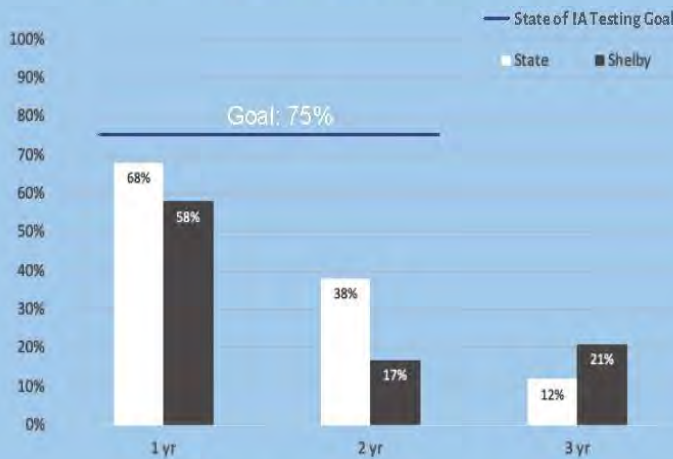
WERE TESTED FOR LEAD

OF ALL SHELBY COUNTY CHILDREN
0 TO 6 YEARS OLD ONLY

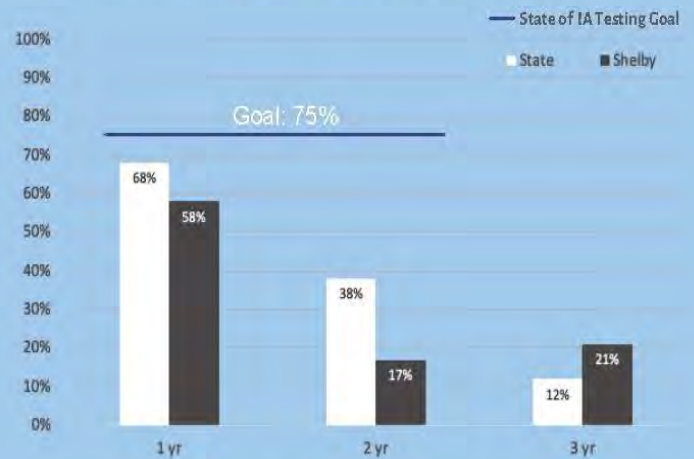
22.7%

WERE TESTED FOR LEAD

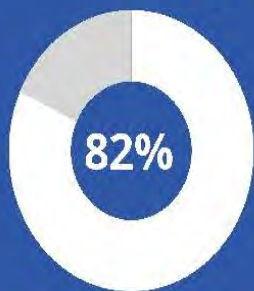
State vs County - Percent of Children
Receiving a Blood Lead Test By Age



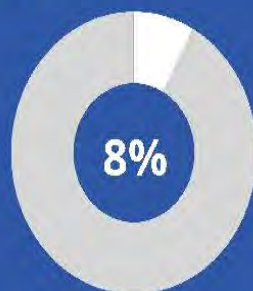
State vs County - Percent of Children
Receiving a Blood Lead Test By Age



RISK FACTORS

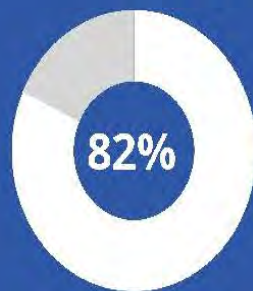


Pre-1979 Housing

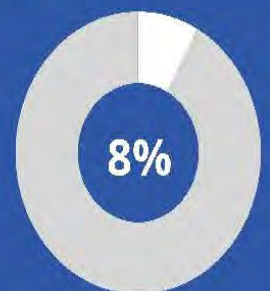


Population Below
Poverty Level

RISK FACTORS



Pre-1979 Housing



Population Below
Poverty Level

*Elevated Blood Lead Level is equal to or greater than 5 mcg/dL
<https://www.cdc.gov/nceh/lead/data/blood-lead-reference-value.htm>
 References:
 Iowa Department of Public Health. (2019). Iowa Public Health Tracking Portal. Retrieved from <https://tracking.idph.iowa.gov/>
 State Library of Iowa. (2019). American Community Survey: Poverty status in the past 12 months.
 State Library of Iowa. (2019). American Community Survey: Year structure built.

*Elevated Blood Lead Level is equal to or greater than 5 mcg/dL
<https://www.cdc.gov/nceh/lead/data/blood-lead-reference-value.htm>
 References:
 Iowa Department of Public Health. (2019). Iowa Public Health Tracking Portal. Retrieved from <https://tracking.idph.iowa.gov/>
 State Library of Iowa. (2019). American Community Survey: Poverty status in the past 12 months.
 State Library of Iowa. (2019). American Community Survey: Year structure built.

981 children under 6 had a confirmed elevated blood lead level above 5 µg/dL in Iowa in 2019



That is enough to fill 13.5 school buses

Iowa Public Health Tracking Portal. (2019). Children Tested. Retrieved from <https://tracking.idph.iowa.gov/Health/Lead-Poisoning/Annual-Blood-Lead-Testing-Children-Under-6/Children-Tested>

981 children under 6 had a confirmed elevated blood lead level above 5 µg/dL in Iowa in 2019



That is enough to fill 13.5 school buses

Iowa Public Health Tracking Portal. (2019). Children Tested. Retrieved from <https://tracking.idph.iowa.gov/Health/Lead-Poisoning/Annual-Blood-Lead-Testing-Children-Under-6/Children-Tested>

HEALTH IMPACTS



Damage to brain & nervous system



Slowed growth & development



Hearing & speech problems



Learning & behavior problems



Damage to brain & nervous system



Slowed growth & development



Hearing & speech problems



Learning & behavior problems

CHILDHOOD LEAD POISONING IS

100%

PREVENTABLE

**IF YOU DON'T TEST, YOU
DON'T DIAGNOSE.**

**IF YOU DON'T DIAGNOSE, YOU
CAN'T INTERVENE.**

CHILDHOOD LEAD POISONING IS

100%

PREVENTABLE

**IF YOU DON'T TEST, YOU
DON'T DIAGNOSE.**

**IF YOU DON'T DIAGNOSE, YOU
CAN'T INTERVENE.**

2019 SIOUX COUNTY IOWA LEAD REPORT CARD

2019 SIOUX COUNTY IOWA LEAD REPORT CARD

OF ALL SIOUX COUNTY CHILDREN
0 TO 6 YEARS OLD ONLY

23.9%

WERE TESTED FOR LEAD

OF ALL SIOUX COUNTY CHILDREN
0 TO 6 YEARS OLD ONLY

23.9%

WERE TESTED FOR LEAD

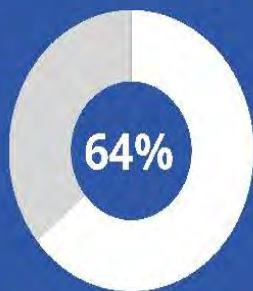
State vs County - Percent of Children
Receiving a Blood Lead Test By Age



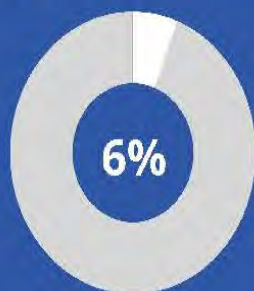
State vs County - Percent of Children
Receiving a Blood Lead Test By Age



RISK FACTORS



Pre-1979 Housing

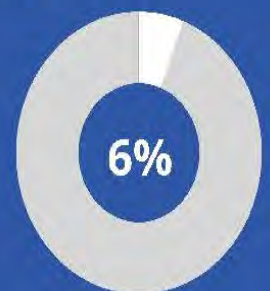


Population Below
Poverty Level

RISK FACTORS



Pre-1979 Housing



Population Below
Poverty Level

*Elevated Blood Lead Level is equal to or greater than 5 mcg/dL.
<https://www.cdc.gov/nceh/lead/data/blood-lead-reference-value.htm>
References:
Iowa Department of Public Health. (2019). Iowa Public Health Tracking Portal. Retrieved from <https://tracking.idph.iowa.gov/>
State Library of Iowa. (2019). American Community Survey: Poverty status in the past 12 months.
State Library of Iowa. (2019). American Community Survey: Year structure built.

*Elevated Blood Lead Level is equal to or greater than 5 mcg/dL.
<https://www.cdc.gov/nceh/lead/data/blood-lead-reference-value.htm>
References:
Iowa Department of Public Health. (2019). Iowa Public Health Tracking Portal. Retrieved from <https://tracking.idph.iowa.gov/>
State Library of Iowa. (2019). American Community Survey: Poverty status in the past 12 months.
State Library of Iowa. (2019). American Community Survey: Year structure built.

981 children under 6 had a confirmed elevated blood lead level above 5 µg/dL in Iowa in 2019



That is enough to fill 13.5 school buses

Iowa Public Health Tracking Portal. (2019). Children Tested. Retrieved from <https://tracking.idph.iowa.gov/Health/Lead-Poisoning/Annual-Blood-Lead-Testing-Children-Under-6/Children-Tested>

981 children under 6 had a confirmed elevated blood lead level above 5 µg/dL in Iowa in 2019



That is enough to fill 13.5 school buses

Iowa Public Health Tracking Portal. (2019). Children Tested. Retrieved from <https://tracking.idph.iowa.gov/Health/Lead-Poisoning/Annual-Blood-Lead-Testing-Children-Under-6/Children-Tested>

HEALTH IMPACTS



Damage to brain & nervous system



Slowed growth & development



Hearing & speech problems



Learning & behavior problems

HEALTH IMPACTS



Damage to brain & nervous system



Slowed growth & development



Hearing & speech problems



Learning & behavior problems

CHILDHOOD LEAD POISONING IS

100%

PREVENTABLE

**IF YOU DON'T TEST, YOU
DON'T DIAGNOSE.**

**IF YOU DON'T DIAGNOSE, YOU
CAN'T INTERVENE.**

CHILDHOOD LEAD POISONING IS

100%

PREVENTABLE

**IF YOU DON'T TEST, YOU
DON'T DIAGNOSE.**

**IF YOU DON'T DIAGNOSE, YOU
CAN'T INTERVENE.**

2019 STORY COUNTY IOWA LEAD REPORT CARD

2019 STORY COUNTY IOWA LEAD REPORT CARD

**OF ALL STORY COUNTY CHILDREN
0 TO 6 YEARS OLD ONLY**

21.1%

WERE TESTED FOR LEAD

**OF ALL STORY COUNTY CHILDREN
0 TO 6 YEARS OLD ONLY**

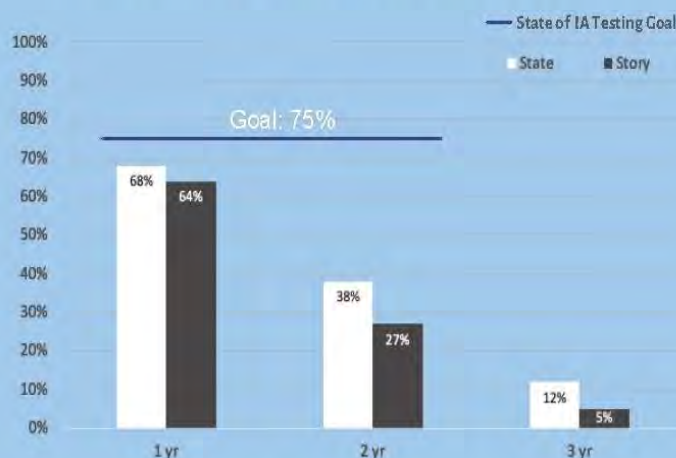
21.1%

WERE TESTED FOR LEAD

**State vs County - Percent of Children
Receiving a Blood Lead Test By Age**



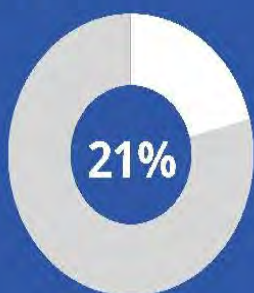
**State vs County - Percent of Children
Receiving a Blood Lead Test By Age**



RISK FACTORS



Pre-1979 Housing

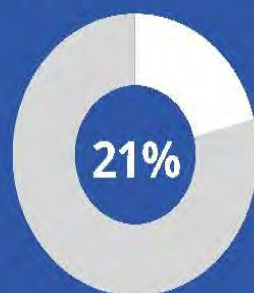


Population Below
Poverty Level

RISK FACTORS



Pre-1979 Housing



Population Below
Poverty Level

*Elevated Blood Lead Level is equal to or greater than 5 mcg/dL
<https://www.cdc.gov/nceh/lead/data/blood-lead-reference-value.htm>
References:

Iowa Department of Public Health. (2019). Iowa Public Health Tracking Portal. Retrieved from <https://tracking.idph.iowa.gov/>
State Library of Iowa. (2019). American Community Survey: Poverty status in the past 12 months.
State Library of Iowa. (2019). American Community Survey: Year structure built.

*Elevated Blood Lead Level is equal to or greater than 5 mcg/dL
<https://www.cdc.gov/nceh/lead/data/blood-lead-reference-value.htm>
References:

Iowa Department of Public Health. (2019). Iowa Public Health Tracking Portal. Retrieved from <https://tracking.idph.iowa.gov/>
State Library of Iowa. (2019). American Community Survey: Poverty status in the past 12 months.
State Library of Iowa. (2019). American Community Survey: Year structure built.

981 children under 6 had a confirmed elevated blood lead level above 5 µg/dL in Iowa in 2019



That is enough to fill 13.5 school buses

Iowa Public Health Tracking Portal. (2019). Children Tested. Retrieved from <https://tracking.idph.iowa.gov/Health/Lead-Poisoning/Annual-Blood-Lead-Testing-Children-Under-6/Children-Tested>

981 children under 6 had a confirmed elevated blood lead level above 5 µg/dL in Iowa in 2019



That is enough to fill 13.5 school buses

Iowa Public Health Tracking Portal. (2019). Children Tested. Retrieved from <https://tracking.idph.iowa.gov/Health/Lead-Poisoning/Annual-Blood-Lead-Testing-Children-Under-6/Children-Tested>

HEALTH IMPACTS



Damage to brain & nervous system



Slowed growth & development



Hearing & speech problems



Learning & behavior problems



Damage to brain & nervous system



Slowed growth & development



Hearing & speech problems



Learning & behavior problems

CHILDHOOD LEAD POISONING IS

100%

PREVENTABLE

**IF YOU DON'T TEST, YOU
DON'T DIAGNOSE.**

**IF YOU DON'T DIAGNOSE, YOU
CAN'T INTERVENE.**

CHILDHOOD LEAD POISONING IS

100%

PREVENTABLE

**IF YOU DON'T TEST, YOU
DON'T DIAGNOSE.**

**IF YOU DON'T DIAGNOSE, YOU
CAN'T INTERVENE.**

2019 TAMA COUNTY IOWA LEAD REPORT CARD

2019 TAMA COUNTY IOWA LEAD REPORT CARD

**OF ALL TAMA COUNTY CHILDREN
0 TO 6 YEARS OLD ONLY**

31.9%

WERE TESTED FOR LEAD

**OF ALL TAMA COUNTY CHILDREN
0 TO 6 YEARS OLD ONLY**

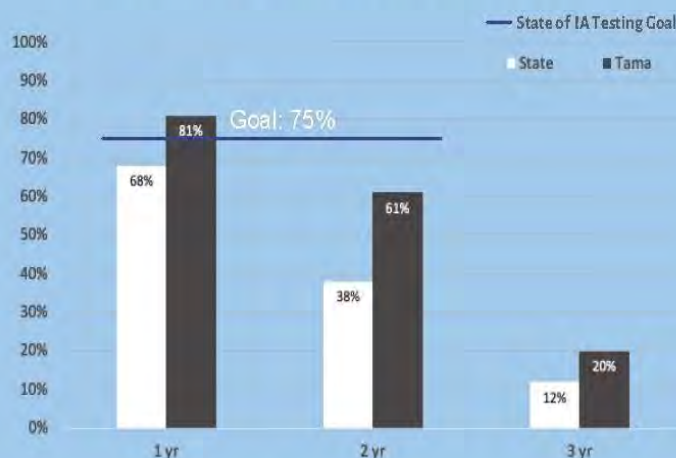
31.9%

WERE TESTED FOR LEAD

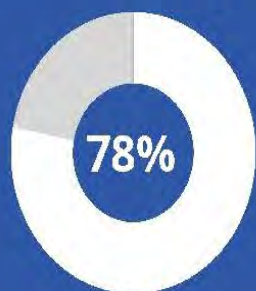
**State vs County - Percent of Children
Receiving a Blood Lead Test By Age**



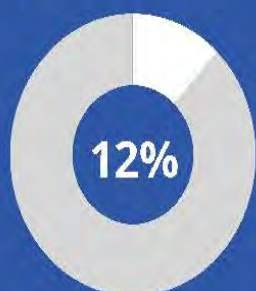
**State vs County - Percent of Children
Receiving a Blood Lead Test By Age**



RISK FACTORS

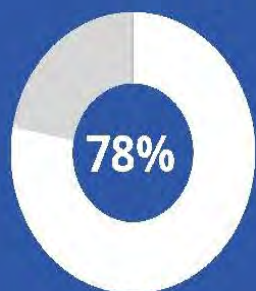


Pre-1979 Housing

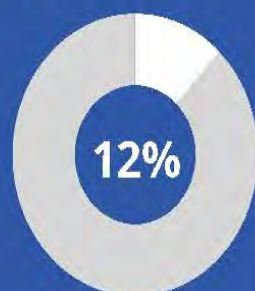


Population Below
Poverty Level

RISK FACTORS



Pre-1979 Housing



Population Below
Poverty Level

*Elevated Blood Lead Level is equal to or greater than 5 mcg/dL
<https://www.cdc.gov/nceh/lead/data/blood-lead-reference-value.htm>
 References:
 Iowa Department of Public Health. (2019). Iowa Public Health Tracking Portal. Retrieved from <https://tracking.idph.iowa.gov/>
 State Library of Iowa. (2019). American Community Survey: Poverty status in the past 12 months.
 State Library of Iowa. (2019). American Community Survey: Year structure built.

*Elevated Blood Lead Level is equal to or greater than 5 mcg/dL
<https://www.cdc.gov/nceh/lead/data/blood-lead-reference-value.htm>
 References:
 Iowa Department of Public Health. (2019). Iowa Public Health Tracking Portal. Retrieved from <https://tracking.idph.iowa.gov/>
 State Library of Iowa. (2019). American Community Survey: Poverty status in the past 12 months.
 State Library of Iowa. (2019). American Community Survey: Year structure built.

981 children under 6 had a confirmed elevated blood lead level above 5 µg/dL in Iowa in 2019



That is enough to fill 13.5 school buses

Iowa Public Health Tracking Portal. (2019). Children Tested. Retrieved from <https://tracking.idph.iowa.gov/Health/Lead-Poisoning/Annual-Blood-Lead-Testing-Children-Under-6/Children-Tested>

981 children under 6 had a confirmed elevated blood lead level above 5 µg/dL in Iowa in 2019



That is enough to fill 13.5 school buses

Iowa Public Health Tracking Portal. (2019). Children Tested. Retrieved from <https://tracking.idph.iowa.gov/Health/Lead-Poisoning/Annual-Blood-Lead-Testing-Children-Under-6/Children-Tested>

HEALTH IMPACTS



Damage to brain & nervous system



Slowed growth & development



Hearing & speech problems



Learning & behavior problems

HEALTH IMPACTS



Damage to brain & nervous system



Slowed growth & development



Hearing & speech problems



Learning & behavior problems

CHILDHOOD LEAD POISONING IS

100%

PREVENTABLE

**IF YOU DON'T TEST, YOU
DON'T DIAGNOSE.**

**IF YOU DON'T DIAGNOSE, YOU
CAN'T INTERVENE.**

CHILDHOOD LEAD POISONING IS

100%

PREVENTABLE

**IF YOU DON'T TEST, YOU
DON'T DIAGNOSE.**

**IF YOU DON'T DIAGNOSE, YOU
CAN'T INTERVENE.**

2019 TAYLOR COUNTY IOWA LEAD REPORT CARD

2019 TAYLOR COUNTY IOWA LEAD REPORT CARD

OF ALL TAYLOR COUNTY CHILDREN 0 TO 6 YEARS OLD ONLY

31.1%

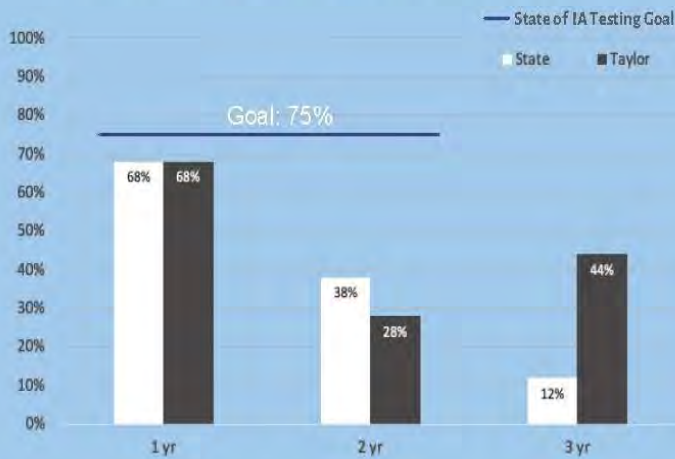
WERE TESTED FOR LEAD

OF ALL TAYLOR COUNTY CHILDREN 0 TO 6 YEARS OLD ONLY

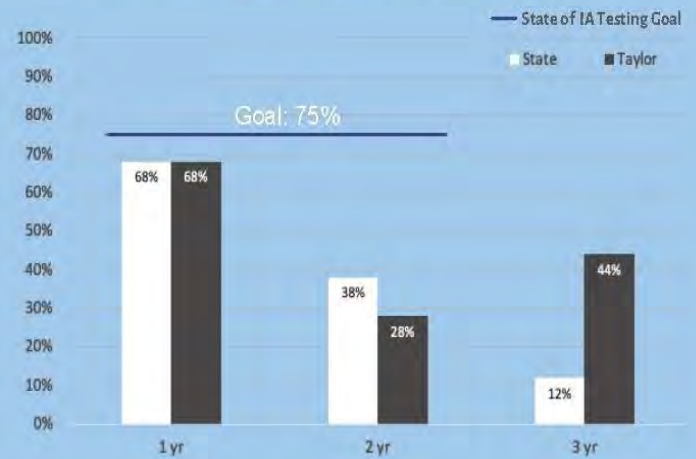
31.1%

WERE TESTED FOR LEAD

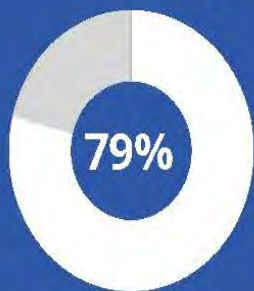
State vs County - Percent of Children Receiving a Blood Lead Test By Age



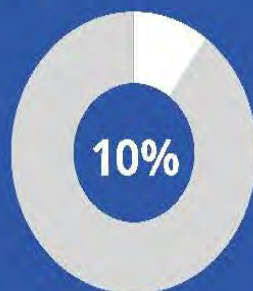
State vs County - Percent of Children Receiving a Blood Lead Test By Age



RISK FACTORS

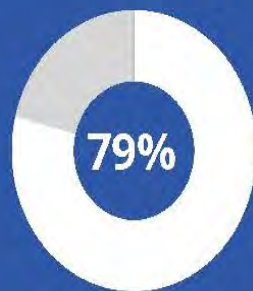


Pre-1979 Housing



Population Below Poverty Level

RISK FACTORS



Pre-1979 Housing



Population Below Poverty Level

*Elevated Blood Lead Level is equal to or greater than 5 mcg/dL
<https://www.cdc.gov/nceh/lead/data/blood-lead-reference-value.htm>
 References:
 Iowa Department of Public Health. (2019). Iowa Public Health Tracking Portal. Retrieved from <https://tracking.idph.iowa.gov/>
 State Library of Iowa. (2019). American Community Survey: Poverty status in the past 12 months.
 State Library of Iowa. (2019). American Community Survey: Year structure built.

*Elevated Blood Lead Level is equal to or greater than 5 mcg/dL
<https://www.cdc.gov/nceh/lead/data/blood-lead-reference-value.htm>
 References:
 Iowa Department of Public Health. (2019). Iowa Public Health Tracking Portal. Retrieved from <https://tracking.idph.iowa.gov/>
 State Library of Iowa. (2019). American Community Survey: Poverty status in the past 12 months.
 State Library of Iowa. (2019). American Community Survey: Year structure built.

981 children under 6 had a confirmed elevated blood lead level above 5 µg/dL in Iowa in 2019



That is enough to fill 13.5 school buses

Iowa Public Health Tracking Portal. (2019). Children Tested. Retrieved from <https://tracking.idph.iowa.gov/Health/Lead-Poisoning/Annual-Blood-Lead-Testing-Children-Under-6/Children-Tested>

981 children under 6 had a confirmed elevated blood lead level above 5 µg/dL in Iowa in 2019



That is enough to fill 13.5 school buses

Iowa Public Health Tracking Portal. (2019). Children Tested. Retrieved from <https://tracking.idph.iowa.gov/Health/Lead-Poisoning/Annual-Blood-Lead-Testing-Children-Under-6/Children-Tested>

HEALTH IMPACTS



Damage to brain & nervous system



Slowed growth & development



Hearing & speech problems



Learning & behavior problems



Damage to brain & nervous system



Slowed growth & development



Hearing & speech problems



Learning & behavior problems

CHILDHOOD LEAD POISONING IS

100%

PREVENTABLE

**IF YOU DON'T TEST, YOU
DON'T DIAGNOSE.**

**IF YOU DON'T DIAGNOSE, YOU
CAN'T INTERVENE.**

CHILDHOOD LEAD POISONING IS

100%

PREVENTABLE

**IF YOU DON'T TEST, YOU
DON'T DIAGNOSE.**

**IF YOU DON'T DIAGNOSE, YOU
CAN'T INTERVENE.**

2019 UNION COUNTY IOWA LEAD REPORT CARD

2019 UNION COUNTY IOWA LEAD REPORT CARD

OF ALL UNION COUNTY CHILDREN
0 TO 6 YEARS OLD ONLY

25.6%

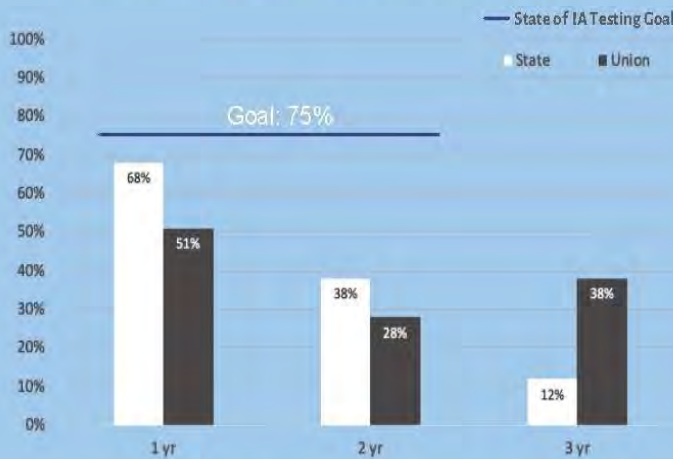
WERE TESTED FOR LEAD

OF ALL UNION COUNTY CHILDREN
0 TO 6 YEARS OLD ONLY

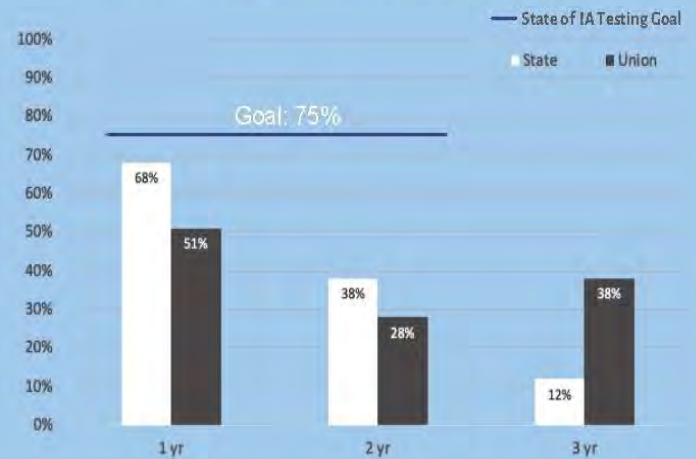
25.6%

WERE TESTED FOR LEAD

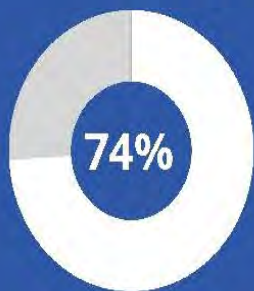
State vs County - Percent of Children
Receiving a Blood Lead Test By Age



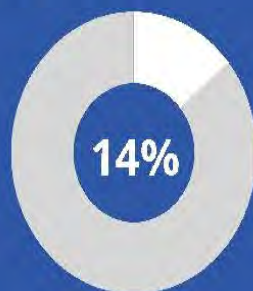
State vs County - Percent of Children
Receiving a Blood Lead Test By Age



RISK FACTORS

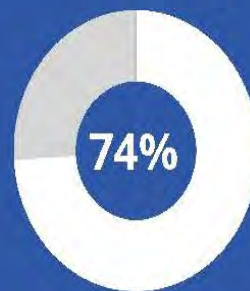


Pre-1979 Housing

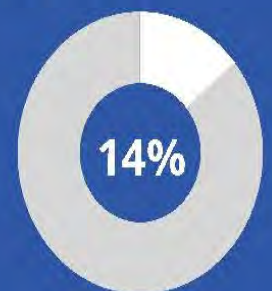


Population Below
Poverty Level

RISK FACTORS



Pre-1979 Housing



Population Below
Poverty Level

*Elevated Blood Lead Level is equal to or greater than 5 mcg/dL
<https://www.cdc.gov/nceh/lead/data/blood-lead-reference-value.htm>
 References:
 Iowa Department of Public Health. (2019). Iowa Public Health Tracking Portal. Retrieved from <https://tracking.idph.iowa.gov/>
 State Library of Iowa. (2019). American Community Survey: Poverty status in the past 12 months.
 State Library of Iowa. (2019). American Community Survey: Year structure built.

*Elevated Blood Lead Level is equal to or greater than 5 mcg/dL
<https://www.cdc.gov/nceh/lead/data/blood-lead-reference-value.htm>
 References:
 Iowa Department of Public Health. (2019). Iowa Public Health Tracking Portal. Retrieved from <https://tracking.idph.iowa.gov/>
 State Library of Iowa. (2019). American Community Survey: Poverty status in the past 12 months.
 State Library of Iowa. (2019). American Community Survey: Year structure built.

981 children under 6 had a confirmed elevated blood lead level above 5 µg/dL in Iowa in 2019



That is enough to fill 13.5 school buses

Iowa Public Health Tracking Portal. (2019). Children Tested. Retrieved from <https://tracking.idph.iowa.gov/Health/Lead-Poisoning/Annual-Blood-Lead-Testing-Children-Under-6/Children-Tested>

981 children under 6 had a confirmed elevated blood lead level above 5 µg/dL in Iowa in 2019



That is enough to fill 13.5 school buses

Iowa Public Health Tracking Portal. (2019). Children Tested. Retrieved from <https://tracking.idph.iowa.gov/Health/Lead-Poisoning/Annual-Blood-Lead-Testing-Children-Under-6/Children-Tested>

HEALTH IMPACTS



Damage to brain & nervous system



Slowed growth & development



Hearing & speech problems



Learning & behavior problems



Damage to brain & nervous system



Slowed growth & development



Hearing & speech problems



Learning & behavior problems

CHILDHOOD LEAD POISONING IS

100%

PREVENTABLE

**IF YOU DON'T TEST, YOU
DON'T DIAGNOSE.**

**IF YOU DON'T DIAGNOSE, YOU
CAN'T INTERVENE.**

CHILDHOOD LEAD POISONING IS

100%

PREVENTABLE

**IF YOU DON'T TEST, YOU
DON'T DIAGNOSE.**

**IF YOU DON'T DIAGNOSE, YOU
CAN'T INTERVENE.**

2019 VAN BUREN COUNTY IOWA LEAD REPORT CARD

2019 VAN BUREN COUNTY IOWA LEAD REPORT CARD

OF ALL VAN BUREN COUNTY CHILDREN 0 TO 6 YEARS OLD ONLY

21.0%

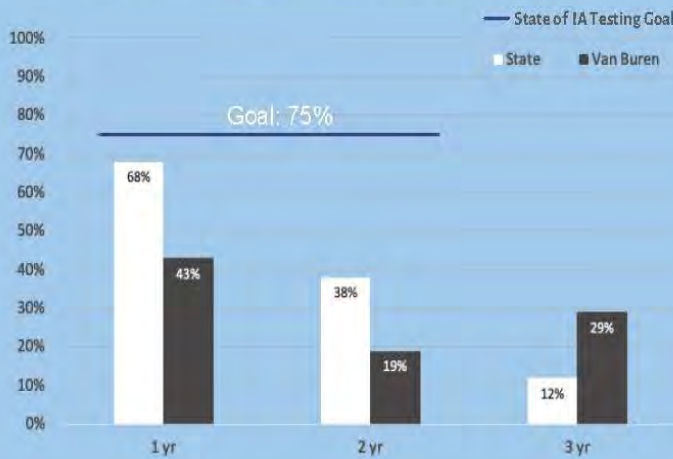
WERE TESTED FOR LEAD

OF ALL VAN BUREN COUNTY CHILDREN 0 TO 6 YEARS OLD ONLY

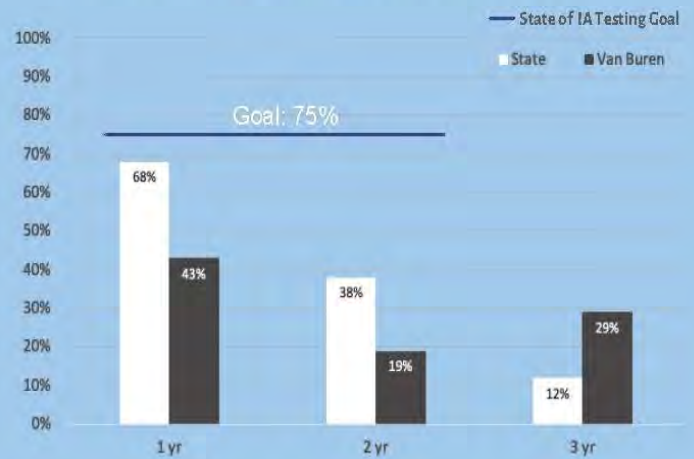
21.0%

WERE TESTED FOR LEAD

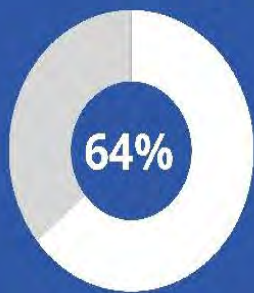
State vs County - Percent of Children Receiving a Blood Lead Test By Age



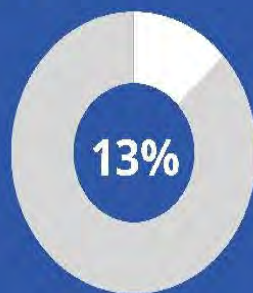
State vs County - Percent of Children Receiving a Blood Lead Test By Age



RISK FACTORS

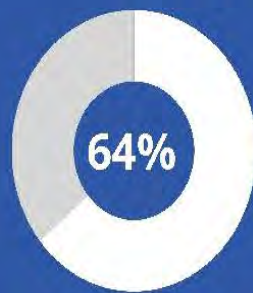


Pre-1979 Housing

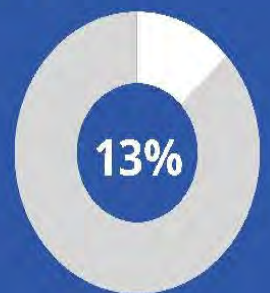


Population Below Poverty Level

RISK FACTORS



Pre-1979 Housing



Population Below Poverty Level

*Elevated Blood Lead Level is equal to or greater than 5 mcg/dL
<https://www.cdc.gov/nceh/lead/data/blood-lead-reference-value.htm>
 References:
 Iowa Department of Public Health. (2019). Iowa Public Health Tracking Portal. Retrieved from <https://tracking.idph.iowa.gov/>
 State Library of Iowa. (2019). American Community Survey: Poverty status in the past 12 months.
 State Library of Iowa. (2019). American Community Survey: Year structure built.

*Elevated Blood Lead Level is equal to or greater than 5 mcg/dL
<https://www.cdc.gov/nceh/lead/data/blood-lead-reference-value.htm>
 References:
 Iowa Department of Public Health. (2019). Iowa Public Health Tracking Portal. Retrieved from <https://tracking.idph.iowa.gov/>
 State Library of Iowa. (2019). American Community Survey: Poverty status in the past 12 months.
 State Library of Iowa. (2019). American Community Survey: Year structure built.

981 children under 6 had a confirmed elevated blood lead level above 5 µg/dL in Iowa in 2019



That is enough to fill 13.5 school buses

Iowa Public Health Tracking Portal. (2019). Children Tested. Retrieved from <https://tracking.idph.iowa.gov/Health/Lead-Poisoning/Annual-Blood-Lead-Testing-Children-Under-6/Children-Tested>

981 children under 6 had a confirmed elevated blood lead level above 5 µg/dL in Iowa in 2019



That is enough to fill 13.5 school buses

Iowa Public Health Tracking Portal. (2019). Children Tested. Retrieved from <https://tracking.idph.iowa.gov/Health/Lead-Poisoning/Annual-Blood-Lead-Testing-Children-Under-6/Children-Tested>

HEALTH IMPACTS



Damage to brain & nervous system



Slowed growth & development



Hearing & speech problems



Learning & behavior problems



Damage to brain & nervous system



Slowed growth & development



Hearing & speech problems



Learning & behavior problems

CHILDHOOD LEAD POISONING IS

100%

PREVENTABLE

**IF YOU DON'T TEST, YOU
DON'T DIAGNOSE.**

**IF YOU DON'T DIAGNOSE, YOU
CAN'T INTERVENE.**

CHILDHOOD LEAD POISONING IS

100%

PREVENTABLE

**IF YOU DON'T TEST, YOU
DON'T DIAGNOSE.**

**IF YOU DON'T DIAGNOSE, YOU
CAN'T INTERVENE.**

2019 WAPELLO COUNTY IOWA LEAD REPORT CARD

2019 WAPELLO COUNTY IOWA LEAD REPORT CARD

OF ALL WAPELLO COUNTY CHILDREN 0 TO 6 YEARS OLD ONLY

48.1%

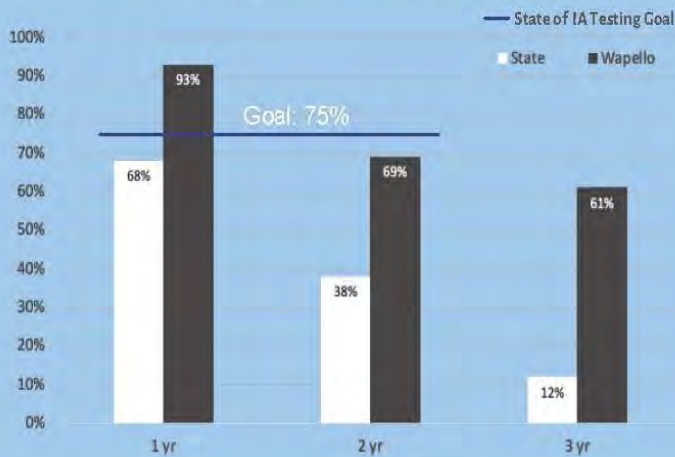
WERE TESTED FOR LEAD

OF ALL WAPELLO COUNTY CHILDREN 0 TO 6 YEARS OLD ONLY

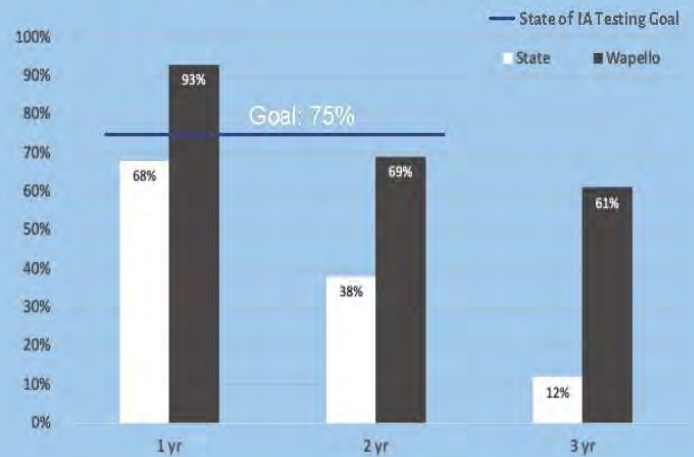
48.1%

WERE TESTED FOR LEAD

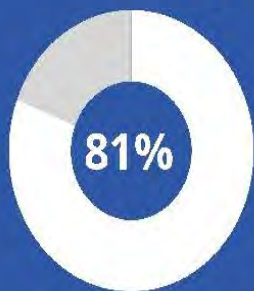
State vs County - Percent of Children Receiving a Blood Lead Test By Age



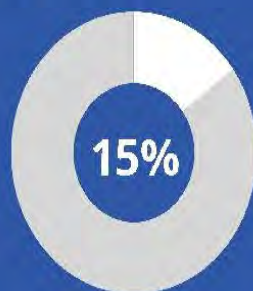
State vs County - Percent of Children Receiving a Blood Lead Test By Age



RISK FACTORS

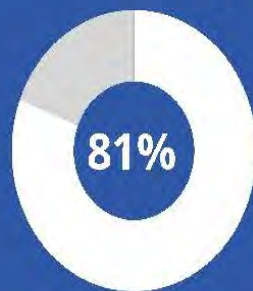


Pre-1979 Housing

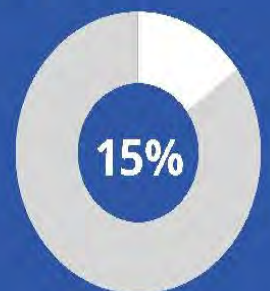


Population Below Poverty Level

RISK FACTORS



Pre-1979 Housing



Population Below Poverty Level

*Elevated Blood Lead Level is equal to or greater than 5 mcg/dL
<https://www.cdc.gov/nceh/lead/data/blood-lead-reference-value.htm>
 References:
 Iowa Department of Public Health. (2019). Iowa Public Health Tracking Portal. Retrieved from <https://tracking.idph.iowa.gov/>
 State Library of Iowa. (2019). American Community Survey: Poverty status in the past 12 months.
 State Library of Iowa. (2019). American Community Survey: Year structure built.

*Elevated Blood Lead Level is equal to or greater than 5 mcg/dL
<https://www.cdc.gov/nceh/lead/data/blood-lead-reference-value.htm>
 References:
 Iowa Department of Public Health. (2019). Iowa Public Health Tracking Portal. Retrieved from <https://tracking.idph.iowa.gov/>
 State Library of Iowa. (2019). American Community Survey: Poverty status in the past 12 months.
 State Library of Iowa. (2019). American Community Survey: Year structure built.

981 children under 6 had a confirmed elevated blood lead level above 5 µg/dL in Iowa in 2019



That is enough to fill 13.5 school buses

Iowa Public Health Tracking Portal. (2019). Children Tested. Retrieved from <https://tracking.idph.iowa.gov/Health/Lead-Poisoning/Annual-Blood-Lead-Testing-Children-Under-6/Children-Tested>

981 children under 6 had a confirmed elevated blood lead level above 5 µg/dL in Iowa in 2019



That is enough to fill 13.5 school buses

Iowa Public Health Tracking Portal. (2019). Children Tested. Retrieved from <https://tracking.idph.iowa.gov/Health/Lead-Poisoning/Annual-Blood-Lead-Testing-Children-Under-6/Children-Tested>

HEALTH IMPACTS



Damage to brain & nervous system



Slowed growth & development



Hearing & speech problems



Learning & behavior problems



Damage to brain & nervous system



Slowed growth & development



Hearing & speech problems



Learning & behavior problems

CHILDHOOD LEAD POISONING IS

100%

PREVENTABLE

**IF YOU DON'T TEST, YOU
DON'T DIAGNOSE.**

**IF YOU DON'T DIAGNOSE, YOU
CAN'T INTERVENE.**

CHILDHOOD LEAD POISONING IS

100%

PREVENTABLE

**IF YOU DON'T TEST, YOU
DON'T DIAGNOSE.**

**IF YOU DON'T DIAGNOSE, YOU
CAN'T INTERVENE.**

2019 WARREN COUNTY IOWA LEAD REPORT CARD

2019 WARREN COUNTY IOWA LEAD REPORT CARD

OF ALL WARREN COUNTY CHILDREN
0 TO 6 YEARS OLD ONLY

25.6%

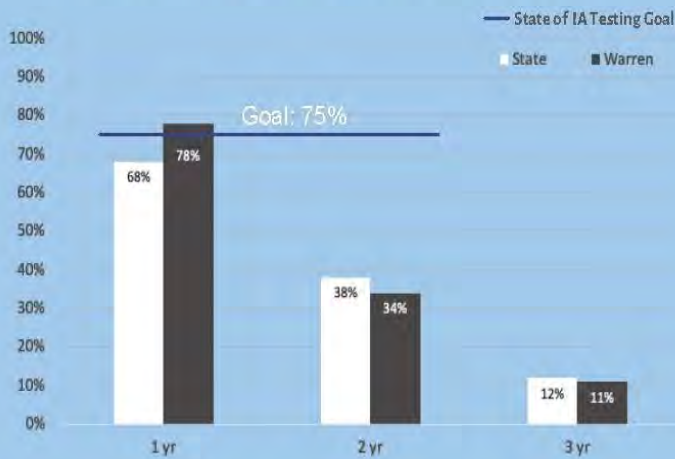
WERE TESTED FOR LEAD

OF ALL WARREN COUNTY CHILDREN
0 TO 6 YEARS OLD ONLY

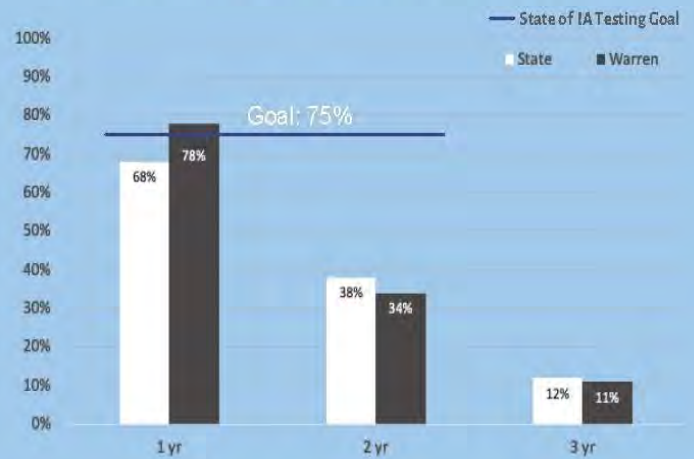
25.6%

WERE TESTED FOR LEAD

State vs County - Percent of Children Receiving a Blood Lead Test By Age



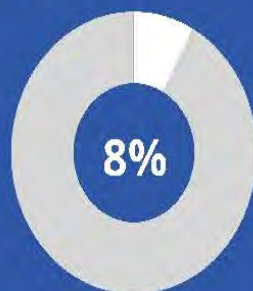
State vs County - Percent of Children Receiving a Blood Lead Test By Age



RISK FACTORS



Pre-1979 Housing

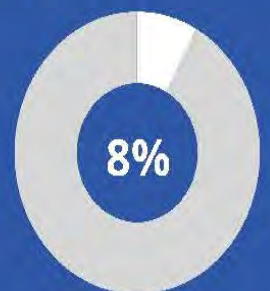


Population Below Poverty Level

RISK FACTORS



Pre-1979 Housing



Population Below Poverty Level

*Elevated Blood Lead Level is equal to or greater than 5 mcg/dL
<https://www.cdc.gov/nceh/lead/data/blood-lead-reference-value.htm>
 References:
 Iowa Department of Public Health. (2019). Iowa Public Health Tracking Portal. Retrieved from <https://tracking.idph.iowa.gov/>
 State Library of Iowa. (2019). American Community Survey: Poverty status in the past 12 months.
 State Library of Iowa. (2019). American Community Survey: Year structure built.

*Elevated Blood Lead Level is equal to or greater than 5 mcg/dL
<https://www.cdc.gov/nceh/lead/data/blood-lead-reference-value.htm>
 References:
 Iowa Department of Public Health. (2019). Iowa Public Health Tracking Portal. Retrieved from <https://tracking.idph.iowa.gov/>
 State Library of Iowa. (2019). American Community Survey: Poverty status in the past 12 months.
 State Library of Iowa. (2019). American Community Survey: Year structure built.

981 children under 6 had a confirmed elevated blood lead level above 5 µg/dL in Iowa in 2019



That is enough to fill 13.5 school buses

Iowa Public Health Tracking Portal. (2019). Children Tested. Retrieved from <https://tracking.idph.iowa.gov/Health/Lead-Poisoning/Annual-Blood-Lead-Testing-Children-Under-6/Children-Tested>

981 children under 6 had a confirmed elevated blood lead level above 5 µg/dL in Iowa in 2019



That is enough to fill 13.5 school buses

Iowa Public Health Tracking Portal. (2019). Children Tested. Retrieved from <https://tracking.idph.iowa.gov/Health/Lead-Poisoning/Annual-Blood-Lead-Testing-Children-Under-6/Children-Tested>

HEALTH IMPACTS



Damage to brain & nervous system



Slowed growth & development



Hearing & speech problems



Learning & behavior problems



Damage to brain & nervous system



Slowed growth & development



Hearing & speech problems



Learning & behavior problems

CHILDHOOD LEAD POISONING IS

100%

PREVENTABLE

**IF YOU DON'T TEST, YOU
DON'T DIAGNOSE.**

**IF YOU DON'T DIAGNOSE, YOU
CAN'T INTERVENE.**

CHILDHOOD LEAD POISONING IS

100%

PREVENTABLE

**IF YOU DON'T TEST, YOU
DON'T DIAGNOSE.**

**IF YOU DON'T DIAGNOSE, YOU
CAN'T INTERVENE.**

2019 WASHINGTON COUNTY IOWA LEAD REPORT CARD

2019 WASHINGTON COUNTY IOWA LEAD REPORT CARD

OF ALL WASHINGTON COUNTY CHILDREN 0 TO 6 YEARS OLD ONLY

24.9%

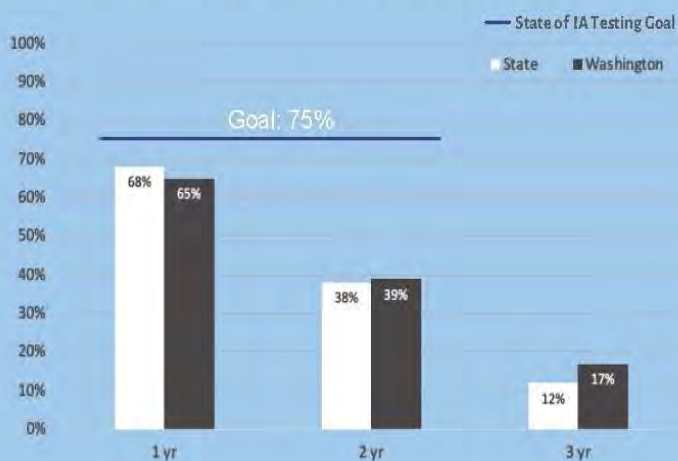
WERE TESTED FOR LEAD

OF ALL WASHINGTON COUNTY CHILDREN 0 TO 6 YEARS OLD ONLY

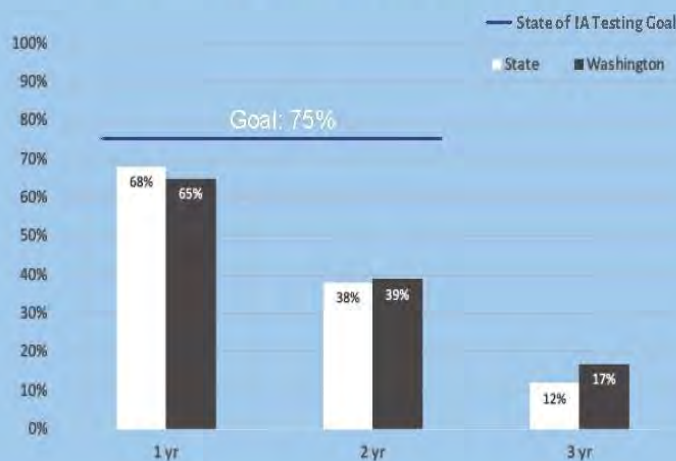
24.9%

WERE TESTED FOR LEAD

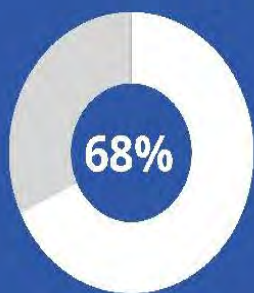
State vs County - Percent of Children Receiving a Blood Lead Test By Age



State vs County - Percent of Children Receiving a Blood Lead Test By Age



RISK FACTORS

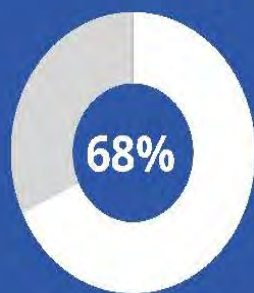


Pre-1979 Housing



Population Below Poverty Level

RISK FACTORS



Pre-1979 Housing



Population Below Poverty Level

*Elevated Blood Lead Level is equal to or greater than 5 mcg/dL
<https://www.cdc.gov/nceh/lead/data/blood-lead-reference-value.htm>
 References:
 Iowa Department of Public Health. (2019). Iowa Public Health Tracking Portal. Retrieved from <https://tracking.idph.iowa.gov/>
 State Library of Iowa. (2019). American Community Survey: Poverty status in the past 12 months.
 State Library of Iowa. (2019). American Community Survey: Year structure built.

*Elevated Blood Lead Level is equal to or greater than 5 mcg/dL
<https://www.cdc.gov/nceh/lead/data/blood-lead-reference-value.htm>
 References:
 Iowa Department of Public Health. (2019). Iowa Public Health Tracking Portal. Retrieved from <https://tracking.idph.iowa.gov/>
 State Library of Iowa. (2019). American Community Survey: Poverty status in the past 12 months.
 State Library of Iowa. (2019). American Community Survey: Year structure built.

981 children under 6 had a confirmed elevated blood lead level above 5 µg/dL in Iowa in 2019



That is enough to fill 13.5 school buses

Iowa Public Health Tracking Portal. (2019). Children Tested. Retrieved from <https://tracking.idph.iowa.gov/Health/Lead-Poisoning/Annual-Blood-Lead-Testing-Children-Under-6/Children-Tested>

981 children under 6 had a confirmed elevated blood lead level above 5 µg/dL in Iowa in 2019



That is enough to fill 13.5 school buses

Iowa Public Health Tracking Portal. (2019). Children Tested. Retrieved from <https://tracking.idph.iowa.gov/Health/Lead-Poisoning/Annual-Blood-Lead-Testing-Children-Under-6/Children-Tested>

HEALTH IMPACTS



Damage to brain & nervous system



Slowed growth & development



Hearing & speech problems



Learning & behavior problems



Damage to brain & nervous system



Slowed growth & development



Hearing & speech problems



Learning & behavior problems

CHILDHOOD LEAD POISONING IS

100%

PREVENTABLE

**IF YOU DON'T TEST, YOU
DON'T DIAGNOSE.**

**IF YOU DON'T DIAGNOSE, YOU
CAN'T INTERVENE.**

CHILDHOOD LEAD POISONING IS

100%

PREVENTABLE

**IF YOU DON'T TEST, YOU
DON'T DIAGNOSE.**

**IF YOU DON'T DIAGNOSE, YOU
CAN'T INTERVENE.**

2019 WAYNE COUNTY IOWA LEAD REPORT CARD

2019 WAYNE COUNTY IOWA LEAD REPORT CARD

OF ALL WAYNE COUNTY CHILDREN
0 TO 6 YEARS OLD ONLY

14.3%

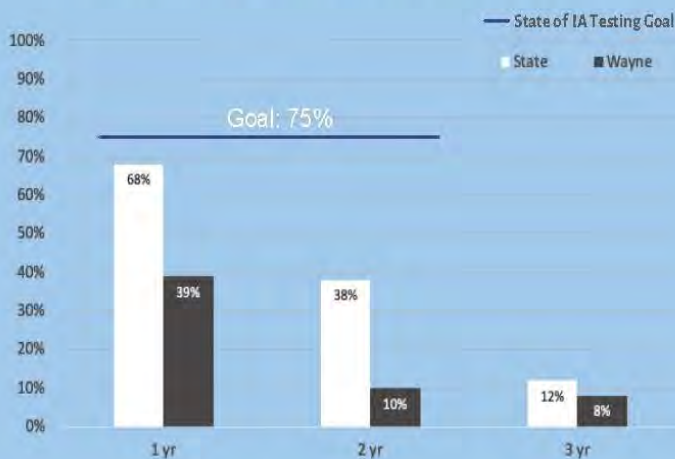
WERE TESTED FOR LEAD

OF ALL WAYNE COUNTY CHILDREN
0 TO 6 YEARS OLD ONLY

14.3%

WERE TESTED FOR LEAD

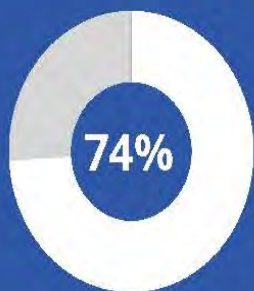
State vs County - Percent of Children
Receiving a Blood Lead Test By Age



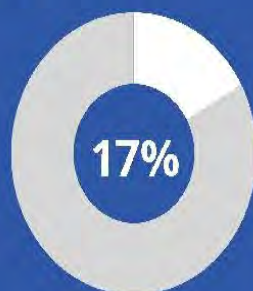
State vs County - Percent of Children
Receiving a Blood Lead Test By Age



RISK FACTORS

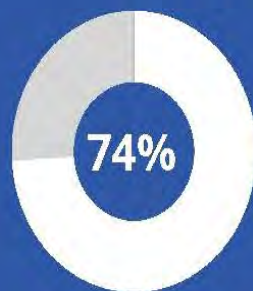


Pre-1979 Housing

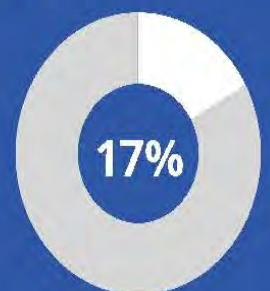


Population Below
Poverty Level

RISK FACTORS



Pre-1979 Housing



Population Below
Poverty Level

*Elevated Blood Lead Level is equal to or greater than 5 mcg/dL
<https://www.cdc.gov/nceh/lead/data/blood-lead-reference-value.htm>
References:
Iowa Department of Public Health. (2019). Iowa Public Health Tracking Portal. Retrieved from <https://tracking.idph.iowa.gov/>
State Library of Iowa. (2019). American Community Survey: Poverty status in the past 12 months.
State Library of Iowa. (2019). American Community Survey: Year structure built.

*Elevated Blood Lead Level is equal to or greater than 5 mcg/dL
<https://www.cdc.gov/nceh/lead/data/blood-lead-reference-value.htm>
References:
Iowa Department of Public Health. (2019). Iowa Public Health Tracking Portal. Retrieved from <https://tracking.idph.iowa.gov/>
State Library of Iowa. (2019). American Community Survey: Poverty status in the past 12 months.
State Library of Iowa. (2019). American Community Survey: Year structure built.

981 children under 6 had a confirmed elevated blood lead level above 5 µg/dL in Iowa in 2019



That is enough to fill 13.5 school buses

Iowa Public Health Tracking Portal. (2019). Children Tested. Retrieved from <https://tracking.idph.iowa.gov/Health/Lead-Poisoning/Annual-Blood-Lead-Testing-Children-Under-6/Children-Tested>

981 children under 6 had a confirmed elevated blood lead level above 5 µg/dL in Iowa in 2019



That is enough to fill 13.5 school buses

Iowa Public Health Tracking Portal. (2019). Children Tested. Retrieved from <https://tracking.idph.iowa.gov/Health/Lead-Poisoning/Annual-Blood-Lead-Testing-Children-Under-6/Children-Tested>

HEALTH IMPACTS



Damage to brain & nervous system



Slowed growth & development



Hearing & speech problems



Learning & behavior problems



Damage to brain & nervous system



Slowed growth & development



Hearing & speech problems



Learning & behavior problems

CHILDHOOD LEAD POISONING IS

100%

PREVENTABLE

**IF YOU DON'T TEST, YOU
DON'T DIAGNOSE.**

**IF YOU DON'T DIAGNOSE, YOU
CAN'T INTERVENE.**

CHILDHOOD LEAD POISONING IS

100%

PREVENTABLE

**IF YOU DON'T TEST, YOU
DON'T DIAGNOSE.**

**IF YOU DON'T DIAGNOSE, YOU
CAN'T INTERVENE.**

2019 WEBSTER COUNTY IOWA LEAD REPORT CARD

2019 WEBSTER COUNTY IOWA LEAD REPORT CARD

OF ALL WEBSTER COUNTY CHILDREN 0 TO 6 YEARS OLD ONLY

30.2%

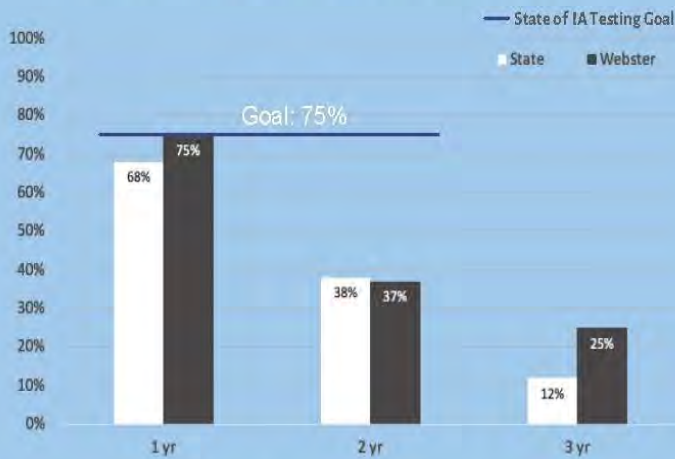
WERE TESTED FOR LEAD

OF ALL WEBSTER COUNTY CHILDREN 0 TO 6 YEARS OLD ONLY

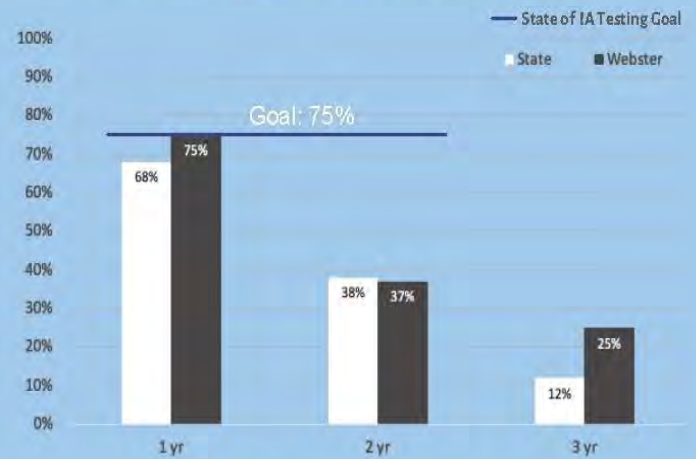
30.2%

WERE TESTED FOR LEAD

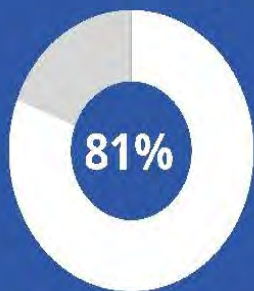
State vs County - Percent of Children Receiving a Blood Lead Test By Age



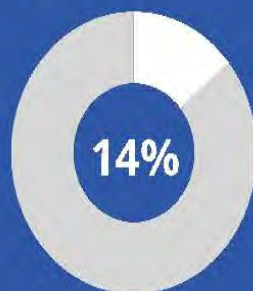
State vs County - Percent of Children Receiving a Blood Lead Test By Age



RISK FACTORS

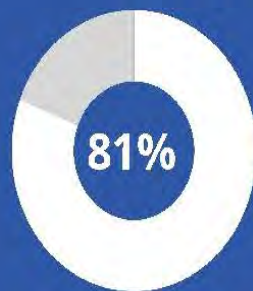


Pre-1979 Housing

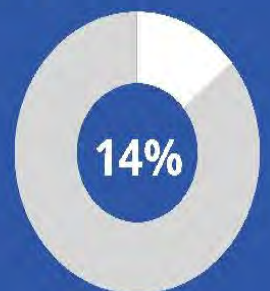


Population Below Poverty Level

RISK FACTORS



Pre-1979 Housing



Population Below Poverty Level

*Elevated Blood Lead Level is equal to or greater than 5 mcg/dL
<https://www.cdc.gov/nceh/lead/data/blood-lead-reference-value.htm>
 References:
 Iowa Department of Public Health. (2019). Iowa Public Health Tracking Portal. Retrieved from <https://tracking.idph.iowa.gov/>
 State Library of Iowa. (2019). American Community Survey: Poverty status in the past 12 months.
 State Library of Iowa. (2019). American Community Survey: Year structure built.

*Elevated Blood Lead Level is equal to or greater than 5 mcg/dL
<https://www.cdc.gov/nceh/lead/data/blood-lead-reference-value.htm>
 References:
 Iowa Department of Public Health. (2019). Iowa Public Health Tracking Portal. Retrieved from <https://tracking.idph.iowa.gov/>
 State Library of Iowa. (2019). American Community Survey: Poverty status in the past 12 months.
 State Library of Iowa. (2019). American Community Survey: Year structure built.

981 children under 6 had a confirmed elevated blood lead level above 5 µg/dL in Iowa in 2019



That is enough to fill 13.5 school buses

Iowa Public Health Tracking Portal. (2019). Children Tested. Retrieved from <https://tracking.idph.iowa.gov/Health/Lead-Poisoning/Annual-Blood-Lead-Testing-Children-Under-6/Children-Tested>

981 children under 6 had a confirmed elevated blood lead level above 5 µg/dL in Iowa in 2019



That is enough to fill 13.5 school buses

Iowa Public Health Tracking Portal. (2019). Children Tested. Retrieved from <https://tracking.idph.iowa.gov/Health/Lead-Poisoning/Annual-Blood-Lead-Testing-Children-Under-6/Children-Tested>

HEALTH IMPACTS



Damage to brain & nervous system



Slowed growth & development



Hearing & speech problems



Learning & behavior problems



Damage to brain & nervous system



Slowed growth & development



Hearing & speech problems



Learning & behavior problems

CHILDHOOD LEAD POISONING IS

100%

PREVENTABLE

**IF YOU DON'T TEST, YOU
DON'T DIAGNOSE.**

**IF YOU DON'T DIAGNOSE, YOU
CAN'T INTERVENE.**

CHILDHOOD LEAD POISONING IS

100%

PREVENTABLE

**IF YOU DON'T TEST, YOU
DON'T DIAGNOSE.**

**IF YOU DON'T DIAGNOSE, YOU
CAN'T INTERVENE.**

2019 WINNEBAGO COUNTY IOWA LEAD REPORT CARD

2019 WINNEBAGO COUNTY IOWA LEAD REPORT CARD

OF ALL WINNEBAGO COUNTY CHILDREN 0 TO 6 YEARS OLD ONLY

23.7%

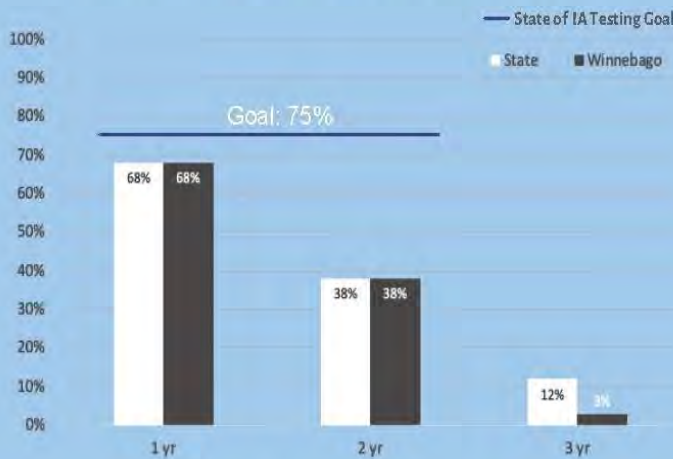
WERE TESTED FOR LEAD

OF ALL WINNEBAGO COUNTY CHILDREN 0 TO 6 YEARS OLD ONLY

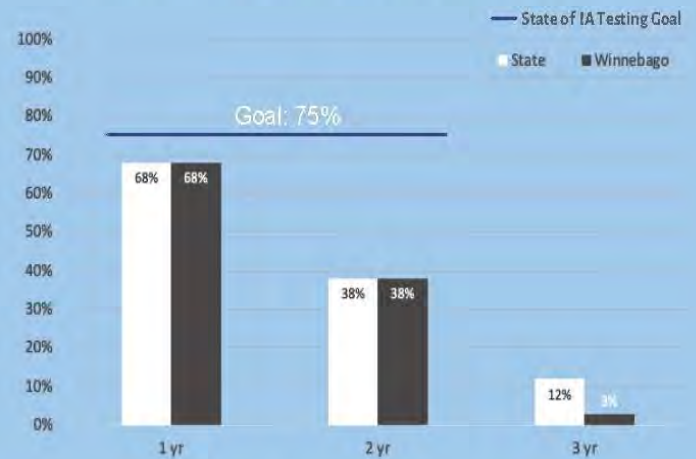
23.7%

WERE TESTED FOR LEAD

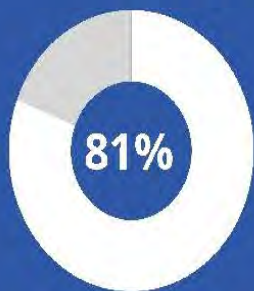
State vs County - Percent of Children Receiving a Blood Lead Test By Age



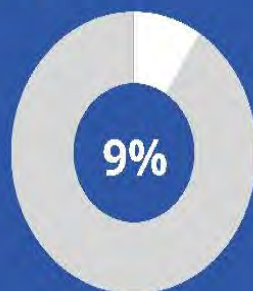
State vs County - Percent of Children Receiving a Blood Lead Test By Age



RISK FACTORS

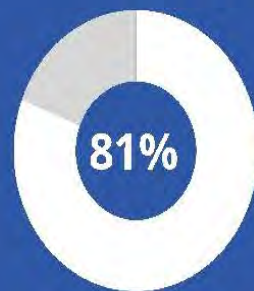


Pre-1979 Housing

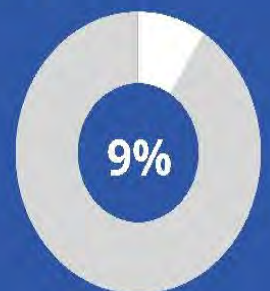


Population Below Poverty Level

RISK FACTORS



Pre-1979 Housing



Population Below Poverty Level

*Elevated Blood Lead Level is equal to or greater than 5 mcg/dL
<https://www.cdc.gov/nceh/lead/data/blood-lead-reference-value.htm>
 References:
 Iowa Department of Public Health. (2019). Iowa Public Health Tracking Portal. Retrieved from <https://tracking.idph.iowa.gov/>
 State Library of Iowa. (2019). American Community Survey: Poverty status in the past 12 months.
 State Library of Iowa. (2019). American Community Survey: Year structure built.

*Elevated Blood Lead Level is equal to or greater than 5 mcg/dL
<https://www.cdc.gov/nceh/lead/data/blood-lead-reference-value.htm>
 References:
 Iowa Department of Public Health. (2019). Iowa Public Health Tracking Portal. Retrieved from <https://tracking.idph.iowa.gov/>
 State Library of Iowa. (2019). American Community Survey: Poverty status in the past 12 months.
 State Library of Iowa. (2019). American Community Survey: Year structure built.

981 children under 6 had a confirmed elevated blood lead level above 5 µg/dL in Iowa in 2019



That is enough to fill 13.5 school buses

Iowa Public Health Tracking Portal. (2019). Children Tested. Retrieved from <https://tracking.idph.iowa.gov/Health/Lead-Poisoning/Annual-Blood-Lead-Testing-Children-Under-6/Children-Tested>

981 children under 6 had a confirmed elevated blood lead level above 5 µg/dL in Iowa in 2019



That is enough to fill 13.5 school buses

Iowa Public Health Tracking Portal. (2019). Children Tested. Retrieved from <https://tracking.idph.iowa.gov/Health/Lead-Poisoning/Annual-Blood-Lead-Testing-Children-Under-6/Children-Tested>

HEALTH IMPACTS



Damage to brain & nervous system



Slowed growth & development



Hearing & speech problems



Learning & behavior problems



Damage to brain & nervous system



Slowed growth & development



Hearing & speech problems



Learning & behavior problems

CHILDHOOD LEAD POISONING IS

100%

PREVENTABLE

**IF YOU DON'T TEST, YOU
DON'T DIAGNOSE.**

**IF YOU DON'T DIAGNOSE, YOU
CAN'T INTERVENE.**

CHILDHOOD LEAD POISONING IS

100%

PREVENTABLE

**IF YOU DON'T TEST, YOU
DON'T DIAGNOSE.**

**IF YOU DON'T DIAGNOSE, YOU
CAN'T INTERVENE.**

2019 WINNESHIEK COUNTY IOWA LEAD REPORT CARD

2019 WINNESHIEK COUNTY IOWA LEAD REPORT CARD

OF ALL WINNESHIEK COUNTY CHILDREN
0 TO 6 YEARS OLD ONLY

25.6%

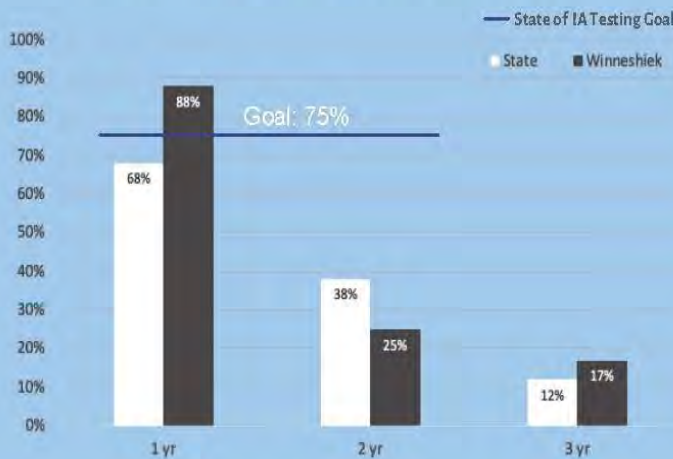
WERE TESTED FOR LEAD

OF ALL WINNESHIEK COUNTY CHILDREN
0 TO 6 YEARS OLD ONLY

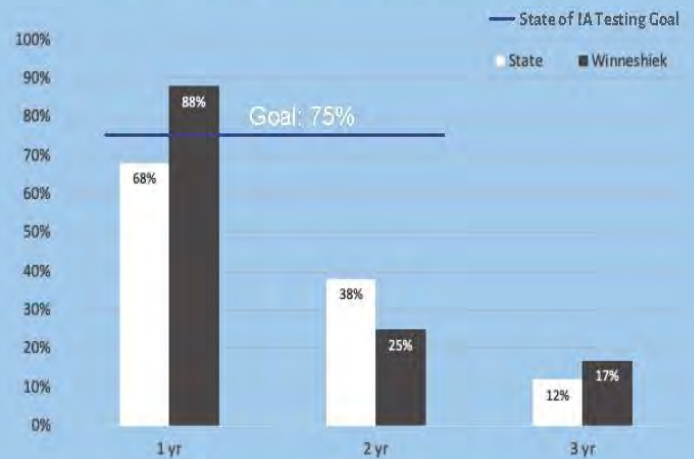
25.6%

WERE TESTED FOR LEAD

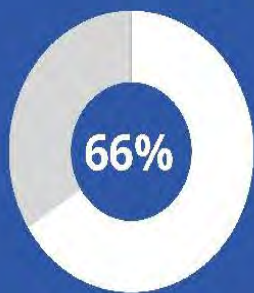
State vs County - Percent of Children Receiving a Blood Lead Test By Age



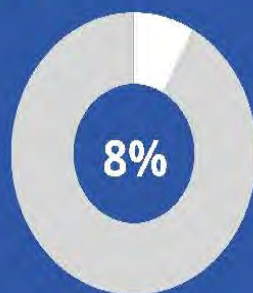
State vs County - Percent of Children Receiving a Blood Lead Test By Age



RISK FACTORS

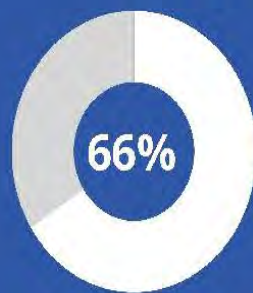


Pre-1979 Housing

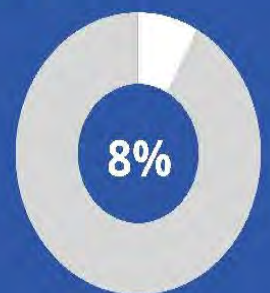


Population Below Poverty Level

RISK FACTORS



Pre-1979 Housing



Population Below Poverty Level

*Elevated Blood Lead Level is equal to or greater than 5 mcg/dL
<https://www.cdc.gov/nceh/lead/data/blood-lead-reference-value.htm>
 References:
 Iowa Department of Public Health. (2019). Iowa Public Health Tracking Portal. Retrieved from <https://tracking.idph.iowa.gov/>
 State Library of Iowa. (2019). American Community Survey: Poverty status in the past 12 months.
 State Library of Iowa. (2019). American Community Survey: Year structure built.

*Elevated Blood Lead Level is equal to or greater than 5 mcg/dL
<https://www.cdc.gov/nceh/lead/data/blood-lead-reference-value.htm>
 References:
 Iowa Department of Public Health. (2019). Iowa Public Health Tracking Portal. Retrieved from <https://tracking.idph.iowa.gov/>
 State Library of Iowa. (2019). American Community Survey: Poverty status in the past 12 months.
 State Library of Iowa. (2019). American Community Survey: Year structure built.

981 children under 6 had a confirmed elevated blood lead level above 5 µg/dL in Iowa in 2019



That is enough to fill 13.5 school buses

Iowa Public Health Tracking Portal. (2019). Children Tested. Retrieved from <https://tracking.idph.iowa.gov/Health/Lead-Poisoning/Annual-Blood-Lead-Testing-Children-Under-6/Children-Tested>

981 children under 6 had a confirmed elevated blood lead level above 5 µg/dL in Iowa in 2019



That is enough to fill 13.5 school buses

Iowa Public Health Tracking Portal. (2019). Children Tested. Retrieved from <https://tracking.idph.iowa.gov/Health/Lead-Poisoning/Annual-Blood-Lead-Testing-Children-Under-6/Children-Tested>

HEALTH IMPACTS



Damage to brain & nervous system



Slowed growth & development



Hearing & speech problems



Learning & behavior problems

HEALTH IMPACTS



Damage to brain & nervous system



Slowed growth & development



Hearing & speech problems



Learning & behavior problems

CHILDHOOD LEAD POISONING IS

100%

PREVENTABLE

**IF YOU DON'T TEST, YOU
DON'T DIAGNOSE.**

**IF YOU DON'T DIAGNOSE, YOU
CAN'T INTERVENE.**

CHILDHOOD LEAD POISONING IS

100%

PREVENTABLE

**IF YOU DON'T TEST, YOU
DON'T DIAGNOSE.**

**IF YOU DON'T DIAGNOSE, YOU
CAN'T INTERVENE.**

2019 WOODBURY COUNTY IOWA LEAD REPORT CARD

2019 WOODBURY COUNTY IOWA LEAD REPORT CARD

OF ALL WOODBURY COUNTY CHILDREN 0 TO 6 YEARS OLD ONLY

26.4%

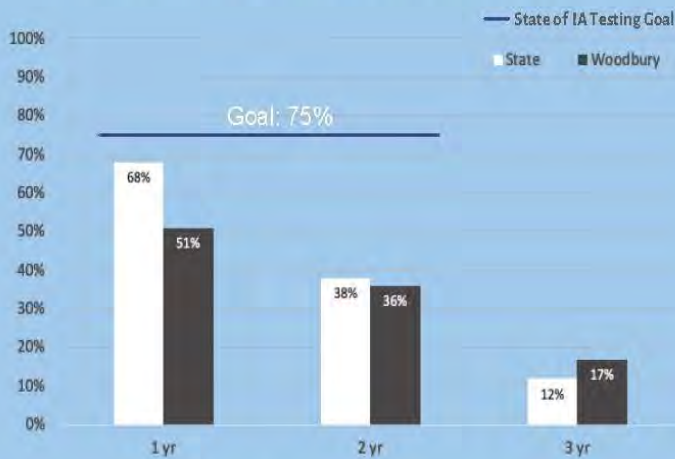
WERE TESTED FOR LEAD

OF ALL WOODBURY COUNTY CHILDREN 0 TO 6 YEARS OLD ONLY

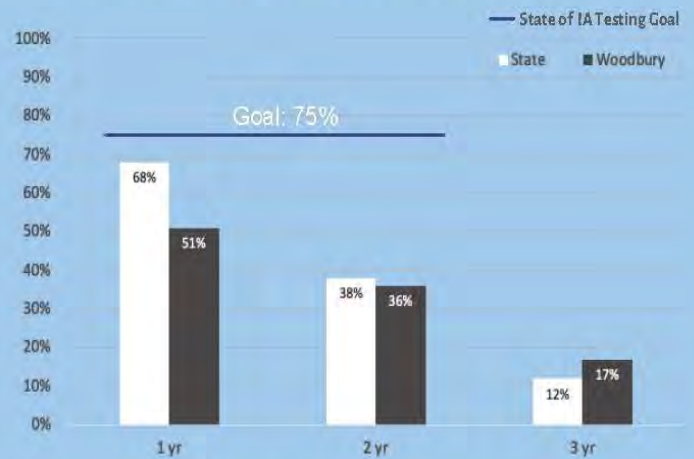
26.4%

WERE TESTED FOR LEAD

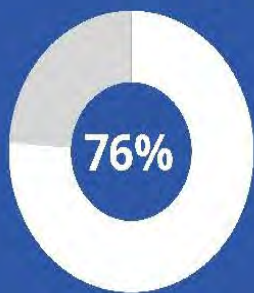
State vs County - Percent of Children Receiving a Blood Lead Test By Age



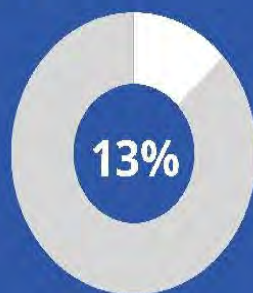
State vs County - Percent of Children Receiving a Blood Lead Test By Age



RISK FACTORS

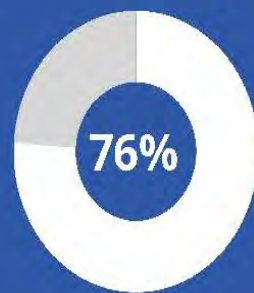


Pre-1979 Housing

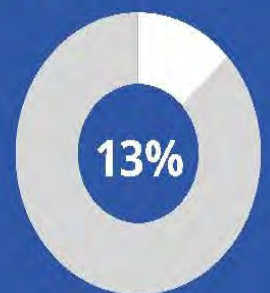


Population Below Poverty Level

RISK FACTORS



Pre-1979 Housing



Population Below Poverty Level

*Elevated Blood Lead Level is equal to or greater than 5 mcg/dL
<https://www.cdc.gov/nceh/lead/data/blood-lead-reference-value.htm>
 References:
 Iowa Department of Public Health. (2019). Iowa Public Health Tracking Portal. Retrieved from <https://tracking.idph.iowa.gov/>
 State Library of Iowa. (2019). American Community Survey: Poverty status in the past 12 months.
 State Library of Iowa. (2019). American Community Survey: Year structure built.

*Elevated Blood Lead Level is equal to or greater than 5 mcg/dL
<https://www.cdc.gov/nceh/lead/data/blood-lead-reference-value.htm>
 References:
 Iowa Department of Public Health. (2019). Iowa Public Health Tracking Portal. Retrieved from <https://tracking.idph.iowa.gov/>
 State Library of Iowa. (2019). American Community Survey: Poverty status in the past 12 months.
 State Library of Iowa. (2019). American Community Survey: Year structure built.

981 children under 6 had a confirmed elevated blood lead level above 5 µg/dL in Iowa in 2019



That is enough to fill 13.5 school buses

Iowa Public Health Tracking Portal. (2019). Children Tested. Retrieved from <https://tracking.idph.iowa.gov/Health/Lead-Poisoning/Annual-Blood-Lead-Testing-Children-Under-6/Children-Tested>

981 children under 6 had a confirmed elevated blood lead level above 5 µg/dL in Iowa in 2019



That is enough to fill 13.5 school buses

Iowa Public Health Tracking Portal. (2019). Children Tested. Retrieved from <https://tracking.idph.iowa.gov/Health/Lead-Poisoning/Annual-Blood-Lead-Testing-Children-Under-6/Children-Tested>

HEALTH IMPACTS



Damage to brain & nervous system



Slowed growth & development



Hearing & speech problems



Learning & behavior problems



Damage to brain & nervous system



Slowed growth & development



Hearing & speech problems



Learning & behavior problems

CHILDHOOD LEAD POISONING IS

100%

PREVENTABLE

**IF YOU DON'T TEST, YOU
DON'T DIAGNOSE.**

**IF YOU DON'T DIAGNOSE, YOU
CAN'T INTERVENE.**

CHILDHOOD LEAD POISONING IS

100%

PREVENTABLE

**IF YOU DON'T TEST, YOU
DON'T DIAGNOSE.**

**IF YOU DON'T DIAGNOSE, YOU
CAN'T INTERVENE.**

2019 WORTH COUNTY IOWA LEAD REPORT CARD

2019 WORTH COUNTY IOWA LEAD REPORT CARD

OF ALL WORTH COUNTY CHILDREN
0 TO 6 YEARS OLD ONLY

23.5%

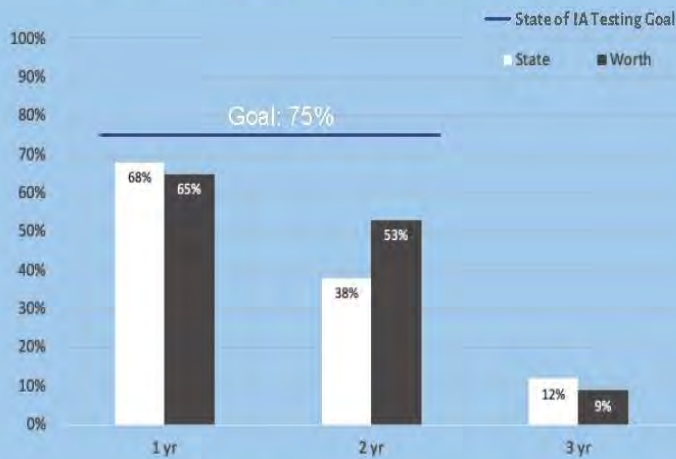
WERE TESTED FOR LEAD

OF ALL WORTH COUNTY CHILDREN
0 TO 6 YEARS OLD ONLY

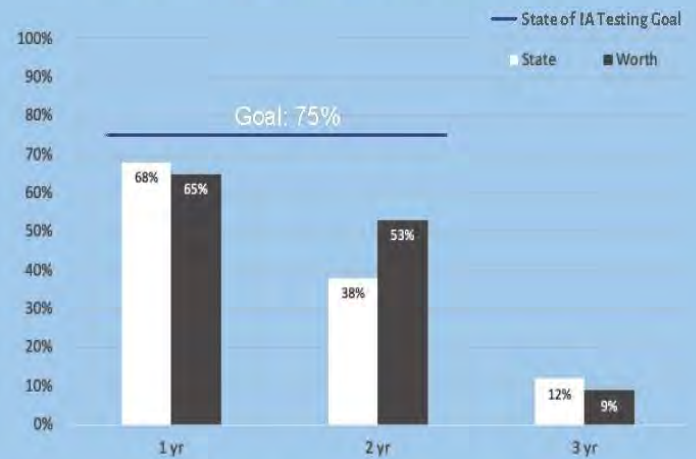
23.5%

WERE TESTED FOR LEAD

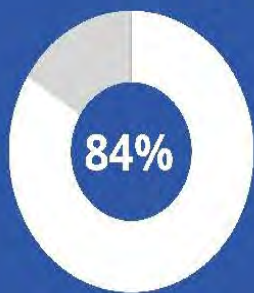
State vs County - Percent of Children
Receiving a Blood Lead Test By Age



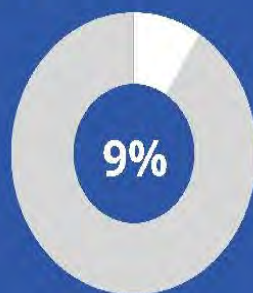
State vs County - Percent of Children
Receiving a Blood Lead Test By Age



RISK FACTORS

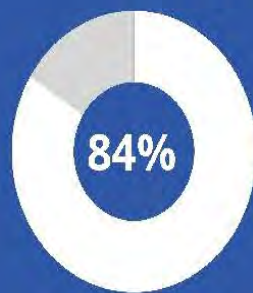


Pre-1979 Housing

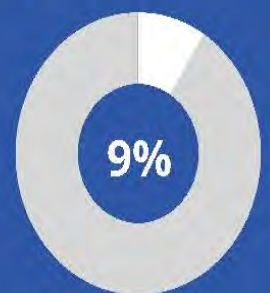


Population Below
Poverty Level

RISK FACTORS



Pre-1979 Housing



Population Below
Poverty Level

*Elevated Blood Lead Level is equal to or greater than 5 mcg/dL
<https://www.cdc.gov/nceh/lead/data/blood-lead-reference-value.htm>
 References:
 Iowa Department of Public Health. (2019). Iowa Public Health Tracking Portal. Retrieved from <https://tracking.idph.iowa.gov/>
 State Library of Iowa. (2019). American Community Survey: Poverty status in the past 12 months.
 State Library of Iowa. (2019). American Community Survey: Year structure built.

*Elevated Blood Lead Level is equal to or greater than 5 mcg/dL
<https://www.cdc.gov/nceh/lead/data/blood-lead-reference-value.htm>
 References:
 Iowa Department of Public Health. (2019). Iowa Public Health Tracking Portal. Retrieved from <https://tracking.idph.iowa.gov/>
 State Library of Iowa. (2019). American Community Survey: Poverty status in the past 12 months.
 State Library of Iowa. (2019). American Community Survey: Year structure built.

981 children under 6 had a confirmed elevated blood lead level above 5 µg/dL in Iowa in 2019



That is enough to fill 13.5 school buses

Iowa Public Health Tracking Portal. (2019). Children Tested. Retrieved from <https://tracking.idph.iowa.gov/Health/Lead-Poisoning/Annual-Blood-Lead-Testing-Children-Under-6/Children-Tested>

981 children under 6 had a confirmed elevated blood lead level above 5 µg/dL in Iowa in 2019



That is enough to fill 13.5 school buses

Iowa Public Health Tracking Portal. (2019). Children Tested. Retrieved from <https://tracking.idph.iowa.gov/Health/Lead-Poisoning/Annual-Blood-Lead-Testing-Children-Under-6/Children-Tested>

HEALTH IMPACTS



Damage to brain & nervous system



Slowed growth & development



Hearing & speech problems



Learning & behavior problems



Damage to brain & nervous system



Slowed growth & development



Hearing & speech problems



Learning & behavior problems

CHILDHOOD LEAD POISONING IS

100%

PREVENTABLE

**IF YOU DON'T TEST, YOU
DON'T DIAGNOSE.**

**IF YOU DON'T DIAGNOSE, YOU
CAN'T INTERVENE.**

CHILDHOOD LEAD POISONING IS

100%

PREVENTABLE

**IF YOU DON'T TEST, YOU
DON'T DIAGNOSE.**

**IF YOU DON'T DIAGNOSE, YOU
CAN'T INTERVENE.**

2019 WRIGHT COUNTY IOWA LEAD REPORT CARD

2019 WRIGHT COUNTY IOWA LEAD REPORT CARD

OF ALL WRIGHT COUNTY CHILDREN
0 TO 6 YEARS OLD ONLY

34.5%

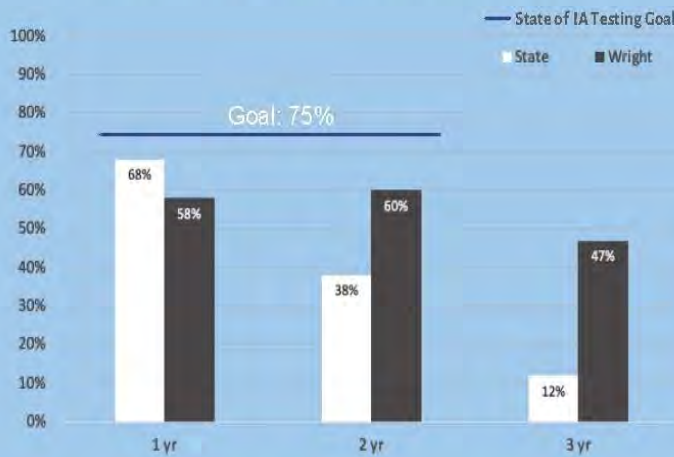
WERE TESTED FOR LEAD

OF ALL WRIGHT COUNTY CHILDREN
0 TO 6 YEARS OLD ONLY

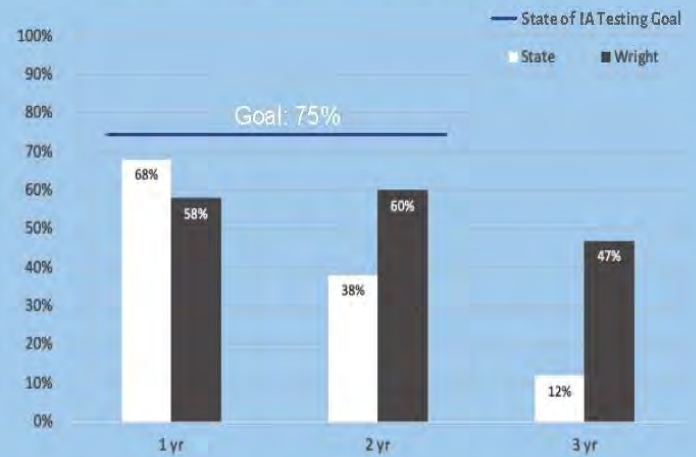
34.5%

WERE TESTED FOR LEAD

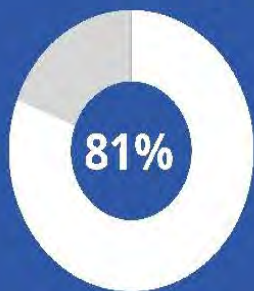
State vs County - Percent of Children
Receiving a Blood Lead Test By Age



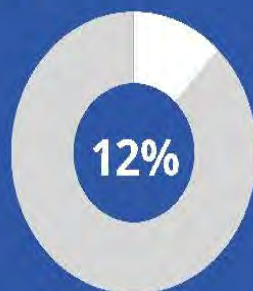
State vs County - Percent of Children
Receiving a Blood Lead Test By Age



RISK FACTORS

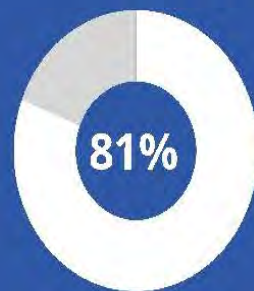


Pre-1979 Housing

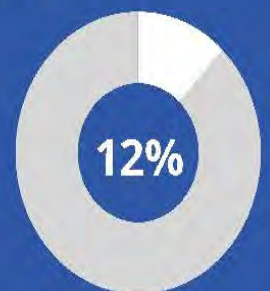


Population Below
Poverty Level

RISK FACTORS



Pre-1979 Housing



Population Below
Poverty Level

*Elevated Blood Lead Level is equal to or greater than 5 mcg/dL
<https://www.cdc.gov/nceh/lead/data/blood-lead-reference-value.htm>
 References:
 Iowa Department of Public Health. (2019). Iowa Public Health Tracking Portal. Retrieved from <https://tracking.idph.iowa.gov/>
 State Library of Iowa. (2019). American Community Survey: Poverty status in the past 12 months.
 State Library of Iowa. (2019). American Community Survey: Year structure built.

*Elevated Blood Lead Level is equal to or greater than 5 mcg/dL
<https://www.cdc.gov/nceh/lead/data/blood-lead-reference-value.htm>
 References:
 Iowa Department of Public Health. (2019). Iowa Public Health Tracking Portal. Retrieved from <https://tracking.idph.iowa.gov/>
 State Library of Iowa. (2019). American Community Survey: Poverty status in the past 12 months.
 State Library of Iowa. (2019). American Community Survey: Year structure built.

981 children under 6 had a confirmed elevated blood lead level above 5 µg/dL in Iowa in 2019



That is enough to fill 13.5 school buses

Iowa Public Health Tracking Portal. (2019). Children Tested. Retrieved from <https://tracking.idph.iowa.gov/Health/Lead-Poisoning/Annual-Blood-Lead-Testing-Children-Under-6/Children-Tested>

981 children under 6 had a confirmed elevated blood lead level above 5 µg/dL in Iowa in 2019



That is enough to fill 13.5 school buses

Iowa Public Health Tracking Portal. (2019). Children Tested. Retrieved from <https://tracking.idph.iowa.gov/Health/Lead-Poisoning/Annual-Blood-Lead-Testing-Children-Under-6/Children-Tested>

HEALTH IMPACTS



Damage to brain & nervous system



Slowed growth & development



Hearing & speech problems



Learning & behavior problems



Damage to brain & nervous system



Slowed growth & development



Hearing & speech problems



Learning & behavior problems

CHILDHOOD LEAD POISONING IS

100%

PREVENTABLE

**IF YOU DON'T TEST, YOU
DON'T DIAGNOSE.**

**IF YOU DON'T DIAGNOSE, YOU
CAN'T INTERVENE.**

CHILDHOOD LEAD POISONING IS

100%

PREVENTABLE

**IF YOU DON'T TEST, YOU
DON'T DIAGNOSE.**

**IF YOU DON'T DIAGNOSE, YOU
CAN'T INTERVENE.**