

# 2020 IOWA LEAD REPORT CARDS

Click on the name of your county below to be directed to the correct report card

STATE .....	3	FLOYD .....	71	MONONA.....	137
ADAIR .....	5	FRANKLIN .....	73	MONROE.....	139
ADAMS .....	7	FREMONT.....	75	MONTGOMERY.....	141
ALLAMAKEE .....	9	GREENE.....	77	MUSCATINE.....	143
APPANOOSE .....	11	GRUNDY.....	79	O'BRIEN.....	145
AUDUBON .....	13	GUTHRIE .....	81	OSCEOLA .....	147
BENTON .....	15	HAMILTON .....	83	PAGE .....	149
BLACK HAWK .....	17	HANCOCK .....	85	PALO ALTO .....	151
BOONE .....	19	HARDIN .....	87	PLYMOUTH.....	153
BREMER.....	21	HARRISON .....	89	POCAHONTAS.....	155
BUCHANAN.....	23	HENRY.....	91	POLK .....	157
BUENA VISTA .....	25	HOWARD.....	93	POTTAWATTAMIE .....	159
BUTLER.....	27	HUMBOLDT .....	95	POWESHIEK .....	161
CALHOUN .....	29	IDA .....	97	RINGGOLD .....	163
CARROLL .....	31	IOWA .....	99	SAC.....	165
CASS .....	33	JACKSON .....	101	SCOTT.....	167
CEDAR.....	35	JASPER .....	103	SHELBY.....	169
CERRO GORDO.....	37	JEFFERSON .....	105	SIOUX.....	171
CHEROKEE .....	39	JOHNSON.....	107	STORY.....	173
CHICKASAW .....	41	JONES .....	109	TAMA .....	175
CLARKE .....	43	KEOKUK .....	111	TAYLOR.....	177
CLAY.....	45	KOSSUTH.....	113	UNION .....	179
CLAYTON .....	47	LEE .....	115	VAN BUREN .....	181
CLINTON .....	49	LINN .....	117	WAPELLO.....	183
CRAWFORD.....	51	LOUISA .....	119	WARREN .....	185
DALLAS .....	53	LUCAS .....	121	WASHINGTON .....	187
DAVIS .....	55	LYON .....	123	WAYNE.....	189
DECATUR.....	57	MADISON .....	125	WEBSTER .....	191
DELAWARE.....	59	MAHASKA .....	127	WINNEBAGO.....	193
DES MOINES .....	61	MARION.....	129	WINNESHIEK .....	195
DICKINSON .....	63	MARSHALL.....	131	WOODBURY.....	197
DUBUQUE.....	65	MILLS.....	133	WORTH .....	199
EMMET.....	67	MITCHELL .....	135	WRIGHT.....	201
FAYETTE.....	69				

# ABOUT THE IOWA LEAD REPORT CARDS

The Iowa Department of Public Health (IDPH) is dedicated to improving the health of Iowans through numerous governmentally sponsored public health programs that are effective, efficient, well-organized and well-coordinated. One important program that impacts Iowa's youngest residents is the Childhood Lead Poisoning Prevention Program (CLPPP). The goal of this program is to reduce the prevalence of childhood lead poisoning in Iowa. The CLPPP provides identification and case management for children with elevated blood lead levels, identification and control of lead paint hazards, surveillance of elevated blood lead levels, and provides education and outreach in communities across the state.

The Iowa Institute of Public Health Research and Policy (IIPHRP), at the University of Iowa, College of Public Health was contracted by IDPH to complete several activities related to the Childhood Lead Poisoning Prevention Program, one of which was a needs assessment of the program. The needs assessment noted a need for more data feedback at the county level that can be used for education and outreach. The need for data feedback resulted in the creation of the **Iowa Lead Report Cards**. These are county specific report cards that provide meaningful data that can be utilized for community and stakeholder education and outreach. The Iowa Lead Report Cards were developed in conjunction with the Iowa Childhood Lead Advisory Workgroup (CLAW) to ensure meaningful data was being communicated.

## HOW TO PRINT

1. Find your county
2. Take note of the page number of your county report card, as well as the next page as these are two-sided report cards
3. Go to print settings and select to print a specified page range. Input your county specific page numbers (i.e. for Linn County, print pages 117-118)
4. Select two-sided printing with flipping on the long edge
5. Click print
6. Cut in half, as your county report card will have two report cards printed, per page

# 2020 IOWA LEAD REPORT CARD

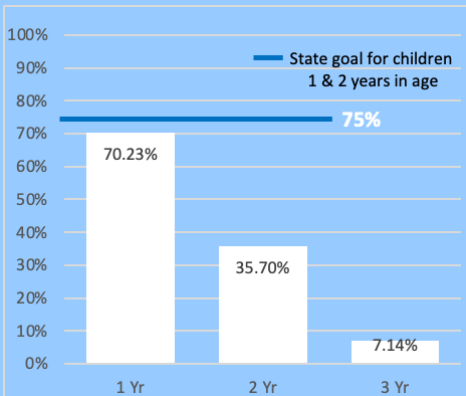
# 2020 IOWA LEAD REPORT CARD



ALL CHILDREN SHOULD BE TESTED AT 1 AND 2 YEARS OF AGE

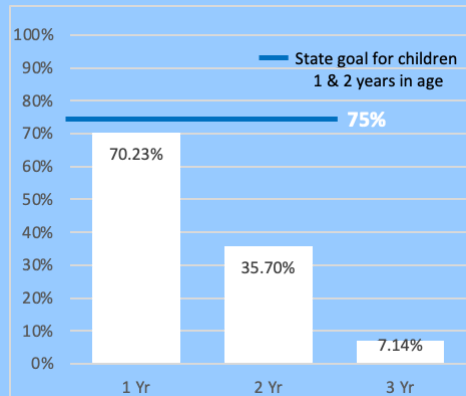
ALL CHILDREN SHOULD BE TESTED AT 1 AND 2 YEARS OF AGE

Percent of Children Receiving a Blood Lead Test By Age



**1,148 KIDS**  
of the under 6 population tested in 2020 had an elevated blood lead level\*

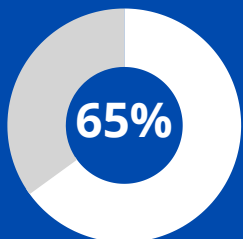
Percent of Children Receiving a Blood Lead Test By Age



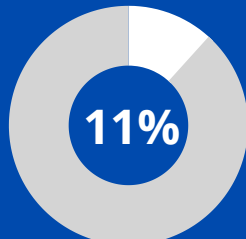
**1,148 KIDS**  
of the under 6 population tested in 2020 had an elevated blood lead level\*

## RISK FACTORS

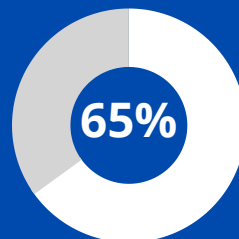
## RISK FACTORS



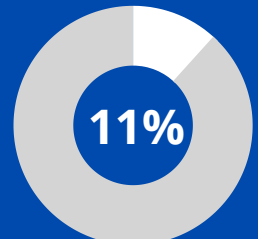
Pre-1980 Housing



Population Below Poverty Level



Pre-1980 Housing




Population Below Poverty Level

\*Elevated Blood Lead Level is equal to or greater than 3.5 mcg/dL <https://www.cdc.gov/nceh/lead/data/blood-lead-reference-value.htm>  
References:  
Iowa Department of Public Health. (2020). Iowa Public Health Tracking Portal. Retrieved from <https://tracking.idph.iowa.gov/>  
State Library of Iowa. (2020). American Community Survey: Poverty status in the past 12 months.  
State Library of Iowa. (2020). American Community Survey: Year structure built.

\*Elevated Blood Lead Level is equal to or greater than 3.5 mcg/dL <https://www.cdc.gov/nceh/lead/data/blood-lead-reference-value.htm>  
References:  
Iowa Department of Public Health. (2020). Iowa Public Health Tracking Portal. Retrieved from <https://tracking.idph.iowa.gov/>  
State Library of Iowa. (2020). American Community Survey: Poverty status in the past 12 months.  
State Library of Iowa. (2020). American Community Survey: Year structure built.


1148 children under the age of 6 had a confirmed elevated blood lead level above 3.5 µg/dL in Iowa in 2020



That is enough to fill 15 school buses

Iowa Public Health Tracking Portal. (2020). Children Tested. Retrieved from <https://tracking.idph.iowa.gov/Health/Lead-Poisoning/Annual-Blood-Lead-Testing-Children-Under-6/Children-Tested>

1148 children under the age of 6 had a confirmed elevated blood lead level above 3.5 µg/dL in Iowa in 2020



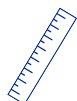
That is enough to fill 15 school buses

Iowa Public Health Tracking Portal. (2020). Children Tested. Retrieved from <https://tracking.idph.iowa.gov/Health/Lead-Poisoning/Annual-Blood-Lead-Testing-Children-Under-6/Children-Tested>

## HEALTH IMPACTS



Damage to brain & nervous system



Slowed growth & development



Hearing & speech problems



Learning & behavior problems

## HEALTH IMPACTS



Damage to brain & nervous system



Slowed growth & development



Hearing & speech problems



Learning & behavior problems

**CHILDHOOD LEAD POISONING IS  
100% PREVENTABLE**

**IF YOU DON'T TEST,  
YOU DON'T DIAGNOSE.**

**IF YOU DON'T DIAGNOSE,  
YOU CAN'T INTERVENE.**

Scan the QR code to get more information on childhood lead poisoning:



**800-972-2026**

**CHILDHOOD LEAD POISONING IS  
100% PREVENTABLE**

**IF YOU DON'T TEST,  
YOU DON'T DIAGNOSE.**

**IF YOU DON'T DIAGNOSE,  
YOU CAN'T INTERVENE.**

Scan the QR code to get more information on childhood lead poisoning:



**800-972-2026**

# 2020 ADAIR COUNTY IOWA LEAD REPORT CARD

# 2020 ADAIR COUNTY IOWA LEAD REPORT CARD

OF ALL ADAIR COUNTY CHILDREN  
0 TO 6 YEARS OLD ONLY

## 22.95%

WERE TESTED FOR LEAD

OF ALL ADAIR COUNTY CHILDREN  
0 TO 6 YEARS OLD ONLY

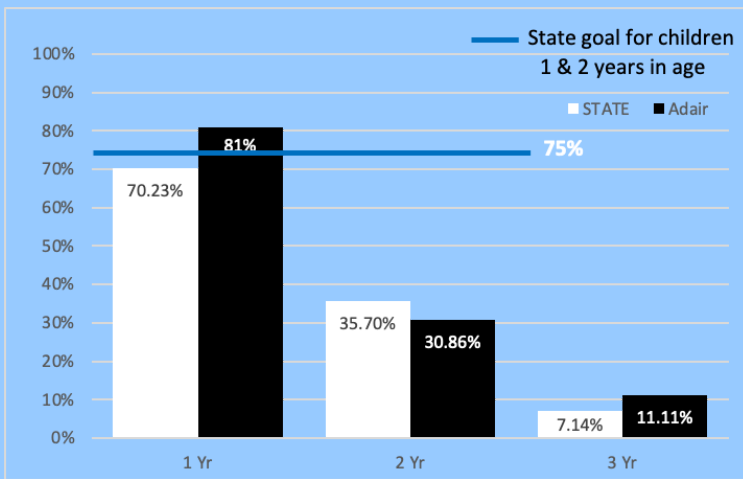
## 22.95%

WERE TESTED FOR LEAD

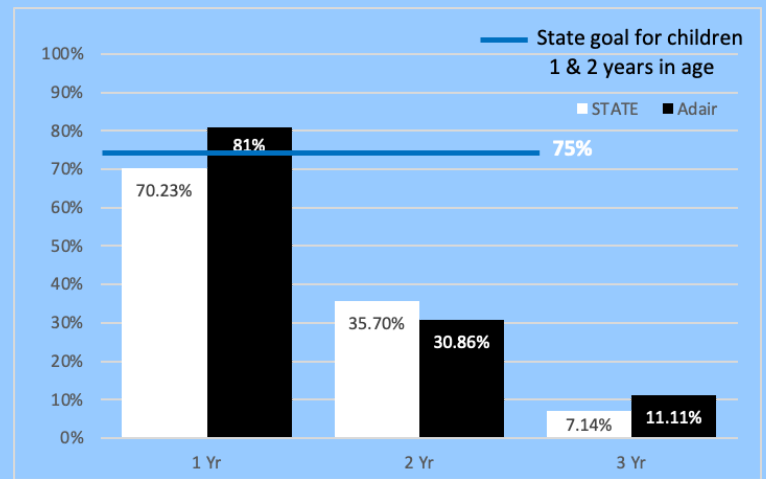
ALL CHILDREN SHOULD BE TESTED  
AT 1 AND 2 YEARS OF AGE

ALL CHILDREN SHOULD BE TESTED  
AT 1 AND 2 YEARS OF AGE

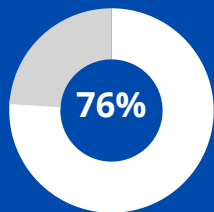
State vs County - Percent of Children  
Receiving a Blood Lead Test By Age



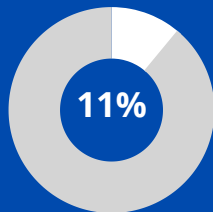
State vs County - Percent of Children  
Receiving a Blood Lead Test By Age



## RISK FACTORS

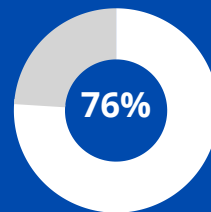


Pre-1979 Housing

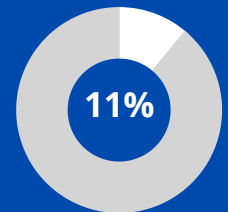


Population Below  
Poverty Level

## RISK FACTORS



Pre-1979 Housing




Population Below  
Poverty Level

References:  
Iowa Department of Public Health. (2020). Iowa Public Health Tracking Portal. Retrieved from <https://tracking.idph.iowa.gov/>  
State Library of Iowa. (2020). American Community Survey: Poverty status in the past 12 months.  
State Library of Iowa. (2020). American Community Survey: Year structure built.

References:  
Iowa Department of Public Health. (2020). Iowa Public Health Tracking Portal. Retrieved from <https://tracking.idph.iowa.gov/>  
State Library of Iowa. (2020). American Community Survey: Poverty status in the past 12 months.  
State Library of Iowa. (2020). American Community Survey: Year structure built.


1148 children under the age of 6 had a confirmed elevated blood lead level above 3.5 µg/dL in Iowa in 2020



That is enough to fill 15 school buses

Iowa Public Health Tracking Portal. (2020). Children Tested. Retrieved from <https://tracking.idph.iowa.gov/Health/Lead-Poisoning/Annual-Blood-Lead-Testing-Children-Under-6/Children-Tested>

1148 children under the age of 6 had a confirmed elevated blood lead level above 3.5 µg/dL in Iowa in 2020



That is enough to fill 15 school buses

Iowa Public Health Tracking Portal. (2020). Children Tested. Retrieved from <https://tracking.idph.iowa.gov/Health/Lead-Poisoning/Annual-Blood-Lead-Testing-Children-Under-6/Children-Tested>

## HEALTH IMPACTS



Damage to brain & nervous system



Slowed growth & development



Hearing & speech problems



Learning & behavior problems



Damage to brain & nervous system



Slowed growth & development



Hearing & speech problems



Learning & behavior problems

**CHILDHOOD LEAD POISONING IS  
100% PREVENTABLE**

**IF YOU DON'T TEST,  
YOU DON'T DIAGNOSE.**

**IF YOU DON'T DIAGNOSE,  
YOU CAN'T INTERVENE.**

Contact your local public health agency or the Iowa Department of Public Health for more information on childhood lead poisoning:

**800-972-2026**

**CHILDHOOD LEAD POISONING IS  
100% PREVENTABLE**

**IF YOU DON'T TEST,  
YOU DON'T DIAGNOSE.**

**IF YOU DON'T DIAGNOSE,  
YOU CAN'T INTERVENE.**

Contact your local public health agency or the Iowa Department of Public Health for more information on childhood lead poisoning:

**800-972-2026**

# 2020 ADAMS COUNTY IOWA LEAD REPORT CARD

# 2020 ADAMS COUNTY IOWA LEAD REPORT CARD

OF ALL ADAMS COUNTY CHILDREN  
0 TO 6 YEARS OLD ONLY

## 27.08%

WERE TESTED FOR LEAD

OF ALL ADAMS COUNTY CHILDREN  
0 TO 6 YEARS OLD ONLY

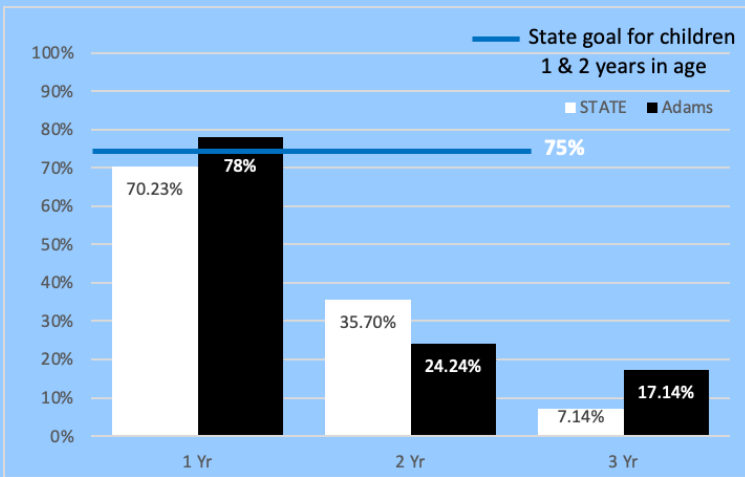
## 27.08%

WERE TESTED FOR LEAD

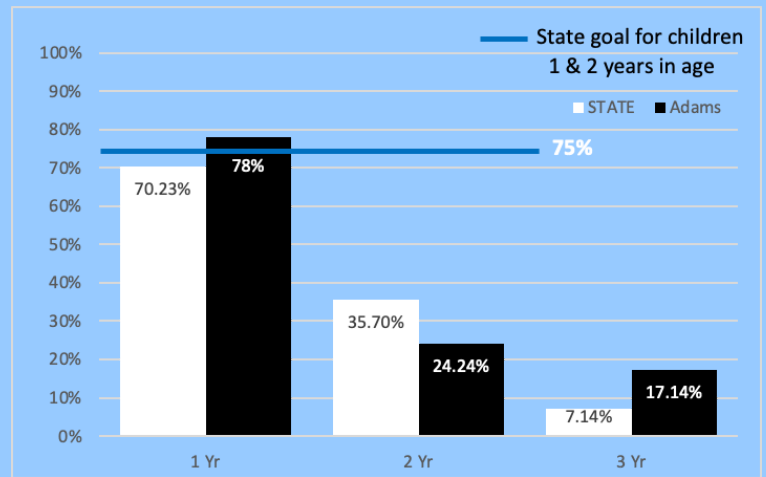
ALL CHILDREN SHOULD BE TESTED  
AT 1 AND 2 YEARS OF AGE

ALL CHILDREN SHOULD BE TESTED  
AT 1 AND 2 YEARS OF AGE

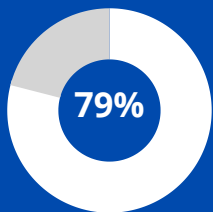
State vs County - Percent of Children  
Receiving a Blood Lead Test By Age



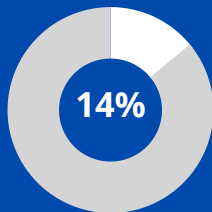
State vs County - Percent of Children  
Receiving a Blood Lead Test By Age



## RISK FACTORS

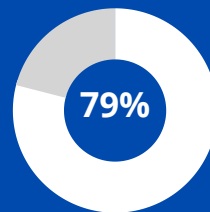


Pre-1979 Housing

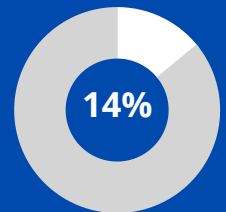


Population Below  
Poverty Level

## RISK FACTORS



Pre-1979 Housing




Population Below  
Poverty Level

References:  
Iowa Department of Public Health. (2020). Iowa Public Health Tracking Portal. Retrieved from <https://tracking.idph.iowa.gov/>  
State Library of Iowa. (2020). American Community Survey: Poverty status in the past 12 months.  
State Library of Iowa. (2020). American Community Survey: Year structure built.

References:  
Iowa Department of Public Health. (2020). Iowa Public Health Tracking Portal. Retrieved from <https://tracking.idph.iowa.gov/>  
State Library of Iowa. (2020). American Community Survey: Poverty status in the past 12 months.  
State Library of Iowa. (2020). American Community Survey: Year structure built.


1148 children under the age of 6 had a confirmed elevated blood lead level above 3.5 µg/dL in Iowa in 2020



That is enough to fill 15 school buses

Iowa Public Health Tracking Portal. (2020). Children Tested. Retrieved from <https://tracking.idph.iowa.gov/Health/Lead-Poisoning/Annual-Blood-Lead-Testing-Children-Under-6/Children-Tested>

1148 children under the age of 6 had a confirmed elevated blood lead level above 3.5 µg/dL in Iowa in 2020



That is enough to fill 15 school buses

Iowa Public Health Tracking Portal. (2020). Children Tested. Retrieved from <https://tracking.idph.iowa.gov/Health/Lead-Poisoning/Annual-Blood-Lead-Testing-Children-Under-6/Children-Tested>

## HEALTH IMPACTS



Damage to brain & nervous system



Slowed growth & development



Hearing & speech problems



Learning & behavior problems

## HEALTH IMPACTS



Damage to brain & nervous system



Slowed growth & development



Hearing & speech problems



Learning & behavior problems

**CHILDHOOD LEAD POISONING IS  
100% PREVENTABLE**

**IF YOU DON'T TEST,  
YOU DON'T DIAGNOSE.**

**IF YOU DON'T DIAGNOSE,  
YOU CAN'T INTERVENE.**

**CHILDHOOD LEAD POISONING IS  
100% PREVENTABLE**

**IF YOU DON'T TEST,  
YOU DON'T DIAGNOSE.**

**IF YOU DON'T DIAGNOSE,  
YOU CAN'T INTERVENE.**

Contact your local public health agency or the Iowa Department of Public Health for more information on childhood lead poisoning:

**800-972-2026**

Contact your local public health agency or the Iowa Department of Public Health for more information on childhood lead poisoning:

**800-972-2026**



# 2020 ALLAMAKEE COUNTY IOWA LEAD REPORT CARD

# 2020 ALLAMAKEE COUNTY IOWA LEAD REPORT CARD

OF ALL ALLAMAKEE COUNTY CHILDREN 0 TO 6 YEARS OLD ONLY

## 19.87%

WERE TESTED FOR LEAD

OF ALL ALLAMAKEE COUNTY CHILDREN 0 TO 6 YEARS OLD ONLY

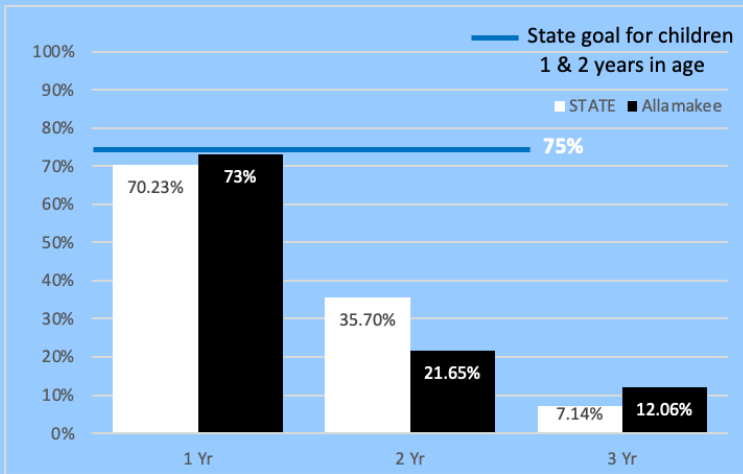
## 19.87%

WERE TESTED FOR LEAD

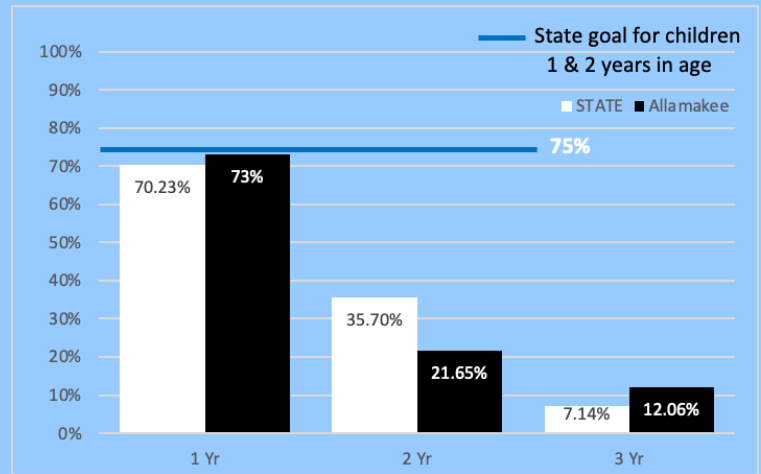
ALL CHILDREN SHOULD BE TESTED AT 1 AND 2 YEARS OF AGE

ALL CHILDREN SHOULD BE TESTED AT 1 AND 2 YEARS OF AGE

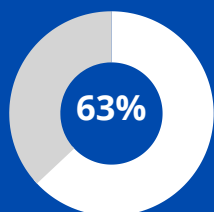
State vs County - Percent of Children Receiving a Blood Lead Test By Age



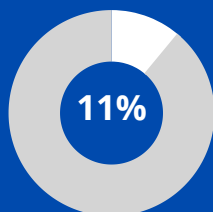
State vs County - Percent of Children Receiving a Blood Lead Test By Age



## RISK FACTORS

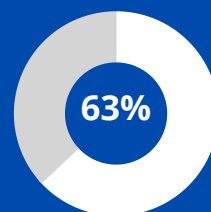


Pre-1979 Housing

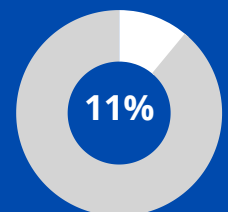


Population Below Poverty Level

## RISK FACTORS



Pre-1979 Housing



Population Below Poverty Level

References:  
Iowa Department of Public Health. (2020). Iowa Public Health Tracking Portal. Retrieved from <https://tracking.idph.iowa.gov/>  
State Library of Iowa. (2020). American Community Survey: Poverty status in the past 12 months.  
State Library of Iowa. (2020). American Community Survey: Year structure built.

References:  
Iowa Department of Public Health. (2020). Iowa Public Health Tracking Portal. Retrieved from <https://tracking.idph.iowa.gov/>  
State Library of Iowa. (2020). American Community Survey: Poverty status in the past 12 months.  
State Library of Iowa. (2020). American Community Survey: Year structure built.

1148 children under the age of 6 had a confirmed elevated blood lead level above 3.5 µg/dL in Iowa in 2020



That is enough to fill 15 school buses

Iowa Public Health Tracking Portal. (2020). Children Tested. Retrieved from <https://tracking.idph.iowa.gov/Health/Lead-Poisoning/Annual-Blood-Lead-Testing-Children-Under-6/Children-Tested>

1148 children under the age of 6 had a confirmed elevated blood lead level above 3.5 µg/dL in Iowa in 2020



That is enough to fill 15 school buses

Iowa Public Health Tracking Portal. (2020). Children Tested. Retrieved from <https://tracking.idph.iowa.gov/Health/Lead-Poisoning/Annual-Blood-Lead-Testing-Children-Under-6/Children-Tested>

## HEALTH IMPACTS



Damage to brain & nervous system



Slowed growth & development



Hearing & speech problems



Learning & behavior problems

## HEALTH IMPACTS



Damage to brain & nervous system



Slowed growth & development



Hearing & speech problems



Learning & behavior problems

**CHILDHOOD LEAD POISONING IS  
100% PREVENTABLE**

**IF YOU DON'T TEST,  
YOU DON'T DIAGNOSE.**

**IF YOU DON'T DIAGNOSE,  
YOU CAN'T INTERVENE.**

**CHILDHOOD LEAD POISONING IS  
100% PREVENTABLE**

**IF YOU DON'T TEST,  
YOU DON'T DIAGNOSE.**

**IF YOU DON'T DIAGNOSE,  
YOU CAN'T INTERVENE.**

Contact your local public health agency or the Iowa Department of Public Health for more information on childhood lead poisoning:

**800-972-2026**

Contact your local public health agency or the Iowa Department of Public Health for more information on childhood lead poisoning:

**800-972-2026**

# 2020 APPANOOSE COUNTY IOWA LEAD REPORT CARD

# 2020 APPANOOSE COUNTY IOWA LEAD REPORT CARD

OF ALL APPANOOSE COUNTY CHILDREN 0 TO 6 YEARS OLD ONLY

# 17.74%

WERE TESTED FOR LEAD

OF ALL APPANOOSE COUNTY CHILDREN 0 TO 6 YEARS OLD ONLY

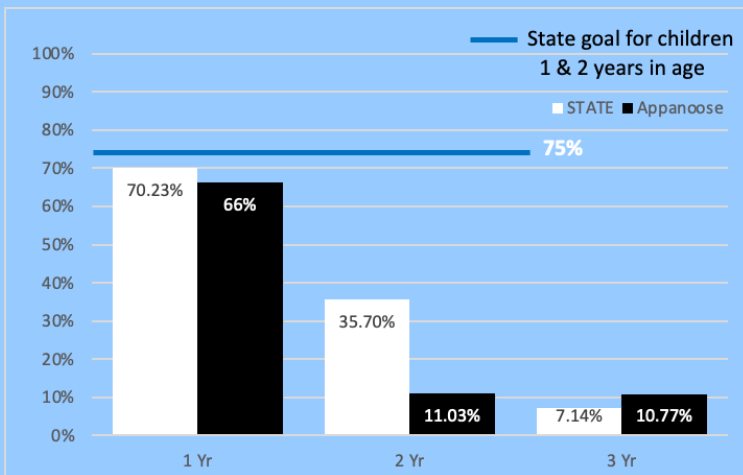
# 17.74%

WERE TESTED FOR LEAD

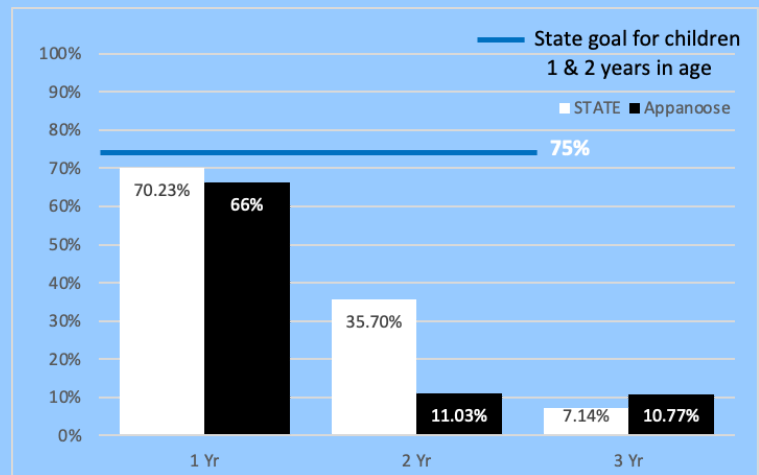
ALL CHILDREN SHOULD BE TESTED AT 1 AND 2 YEARS OF AGE

ALL CHILDREN SHOULD BE TESTED AT 1 AND 2 YEARS OF AGE

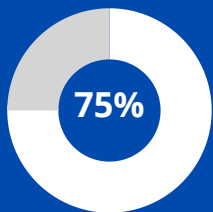
State vs County - Percent of Children Receiving a Blood Lead Test By Age



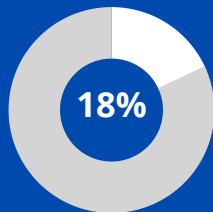
State vs County - Percent of Children Receiving a Blood Lead Test By Age



## RISK FACTORS

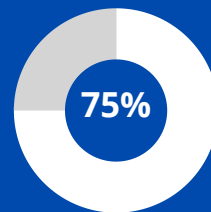


Pre-1979 Housing

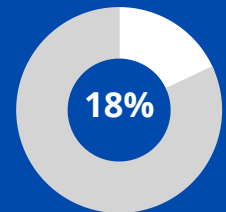


Population Below Poverty Level

## RISK FACTORS



Pre-1979 Housing




Population Below Poverty Level

References:  
Iowa Department of Public Health. (2020). Iowa Public Health Tracking Portal. Retrieved from <https://tracking.idph.iowa.gov/>  
State Library of Iowa. (2020). American Community Survey: Poverty status in the past 12 months.  
State Library of Iowa. (2020). American Community Survey: Year structure built.

References:  
Iowa Department of Public Health. (2020). Iowa Public Health Tracking Portal. Retrieved from <https://tracking.idph.iowa.gov/>  
State Library of Iowa. (2020). American Community Survey: Poverty status in the past 12 months.  
State Library of Iowa. (2020). American Community Survey: Year structure built.


1148 children under the age of 6 had a confirmed elevated blood lead level above 3.5 µg/dL in Iowa in 2020



That is enough to fill 15 school buses

Iowa Public Health Tracking Portal. (2020). Children Tested. Retrieved from <https://tracking.idph.iowa.gov/Health/Lead-Poisoning/Annual-Blood-Lead-Testing-Children-Under-6/Children-Tested>

1148 children under the age of 6 had a confirmed elevated blood lead level above 3.5 µg/dL in Iowa in 2020



That is enough to fill 15 school buses

Iowa Public Health Tracking Portal. (2020). Children Tested. Retrieved from <https://tracking.idph.iowa.gov/Health/Lead-Poisoning/Annual-Blood-Lead-Testing-Children-Under-6/Children-Tested>

## HEALTH IMPACTS



Damage to brain & nervous system



Slowed growth & development



Hearing & speech problems



Learning & behavior problems

## HEALTH IMPACTS



Damage to brain & nervous system



Slowed growth & development



Hearing & speech problems



Learning & behavior problems

**CHILDHOOD LEAD POISONING IS  
100% PREVENTABLE**

**IF YOU DON'T TEST,  
YOU DON'T DIAGNOSE.**

**IF YOU DON'T DIAGNOSE,  
YOU CAN'T INTERVENE.**

**CHILDHOOD LEAD POISONING IS  
100% PREVENTABLE**

**IF YOU DON'T TEST,  
YOU DON'T DIAGNOSE.**

**IF YOU DON'T DIAGNOSE,  
YOU CAN'T INTERVENE.**

Contact your local public health agency or the Iowa Department of Public Health for more information on childhood lead poisoning:

**800-972-2026**

Contact your local public health agency or the Iowa Department of Public Health for more information on childhood lead poisoning:

**800-972-2026**

# 2020 AUDUBON COUNTY IOWA LEAD REPORT CARD

# 2020 AUDUBON COUNTY IOWA LEAD REPORT CARD

OF ALL AUDUBON COUNTY CHILDREN 0 TO 6 YEARS OLD ONLY

## 26.80%

WERE TESTED FOR LEAD

OF ALL AUDUBON COUNTY CHILDREN 0 TO 6 YEARS OLD ONLY

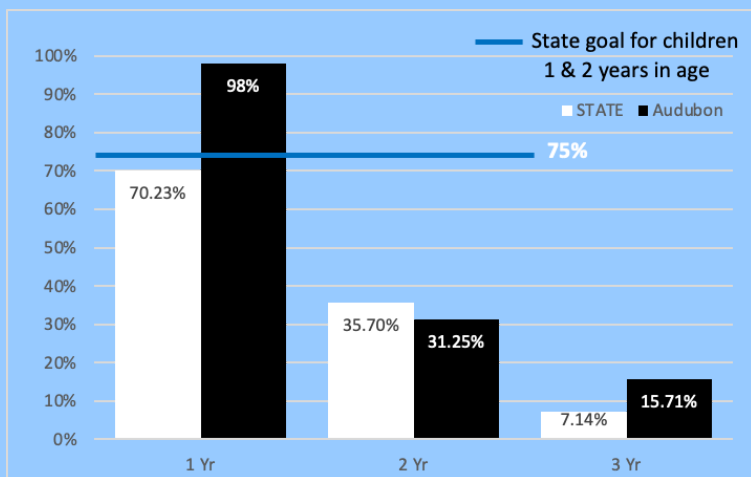
## 26.80%

WERE TESTED FOR LEAD

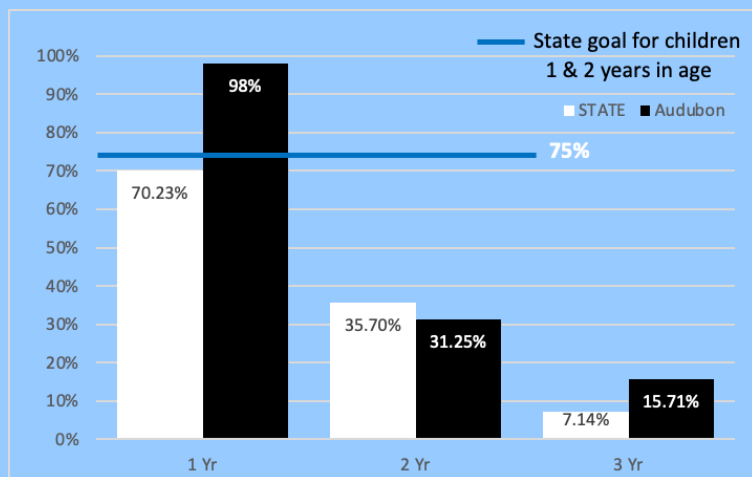
ALL CHILDREN SHOULD BE TESTED AT 1 AND 2 YEARS OF AGE

ALL CHILDREN SHOULD BE TESTED AT 1 AND 2 YEARS OF AGE

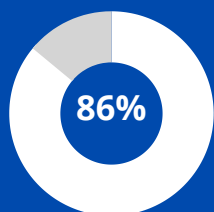
State vs County - Percent of Children Receiving a Blood Lead Test By Age



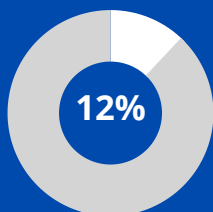
State vs County - Percent of Children Receiving a Blood Lead Test By Age



## RISK FACTORS

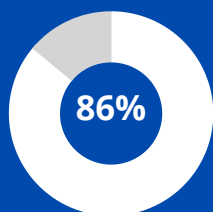


Pre-1979 Housing

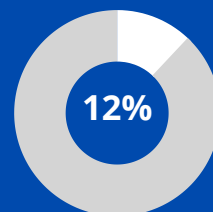


Population Below Poverty Level

## RISK FACTORS



Pre-1979 Housing



Population Below Poverty Level


References:  
Iowa Department of Public Health. (2020). Iowa Public Health Tracking Portal. Retrieved from <https://tracking.idph.iowa.gov/>  
State Library of Iowa. (2020). American Community Survey: Poverty status in the past 12 months.  
State Library of Iowa. (2020). American Community Survey: Year structure built.



References:  
Iowa Department of Public Health. (2020). Iowa Public Health Tracking Portal. Retrieved from <https://tracking.idph.iowa.gov/>  
State Library of Iowa. (2020). American Community Survey: Poverty status in the past 12 months.  
State Library of Iowa. (2020). American Community Survey: Year structure built.




1148 children under the age of 6 had a confirmed elevated blood lead level above 3.5 µg/dL in Iowa in 2020



That is enough to fill 15 school buses

Iowa Public Health Tracking Portal. (2020). Children Tested. Retrieved from <https://tracking.idph.iowa.gov/Health/Lead-Poisoning/Annual-Blood-Lead-Testing-Children-Under-6/Children-Tested>

1148 children under the age of 6 had a confirmed elevated blood lead level above 3.5 µg/dL in Iowa in 2020



That is enough to fill 15 school buses

Iowa Public Health Tracking Portal. (2020). Children Tested. Retrieved from <https://tracking.idph.iowa.gov/Health/Lead-Poisoning/Annual-Blood-Lead-Testing-Children-Under-6/Children-Tested>

## HEALTH IMPACTS



Damage to brain & nervous system



Slowed growth & development



Hearing & speech problems



Learning & behavior problems

## HEALTH IMPACTS



Damage to brain & nervous system



Slowed growth & development



Hearing & speech problems



Learning & behavior problems

**CHILDHOOD LEAD POISONING IS  
100% PREVENTABLE**

**IF YOU DON'T TEST,  
YOU DON'T DIAGNOSE.**

**IF YOU DON'T DIAGNOSE,  
YOU CAN'T INTERVENE.**

**CHILDHOOD LEAD POISONING IS  
100% PREVENTABLE**

**IF YOU DON'T TEST,  
YOU DON'T DIAGNOSE.**

**IF YOU DON'T DIAGNOSE,  
YOU CAN'T INTERVENE.**

Contact your local public health agency or the Iowa Department of Public Health for more information on childhood lead poisoning:

**800-972-2026**

Contact your local public health agency or the Iowa Department of Public Health for more information on childhood lead poisoning:

**800-972-2026**

# 2020 BENTON COUNTY IOWA LEAD REPORT CARD

# 2020 BENTON COUNTY IOWA LEAD REPORT CARD

OF ALL BENTON COUNTY CHILDREN 0 TO 6 YEARS OLD ONLY

## 21.97%

WERE TESTED FOR LEAD

OF ALL BENTON COUNTY CHILDREN 0 TO 6 YEARS OLD ONLY

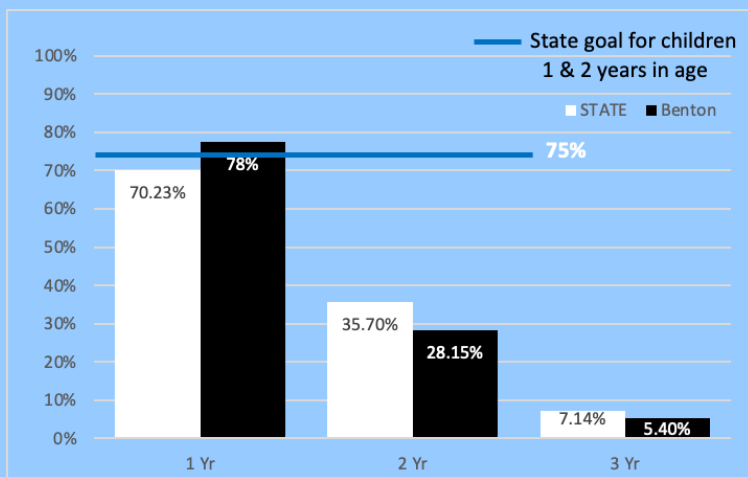
## 21.97%

WERE TESTED FOR LEAD

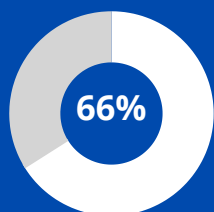
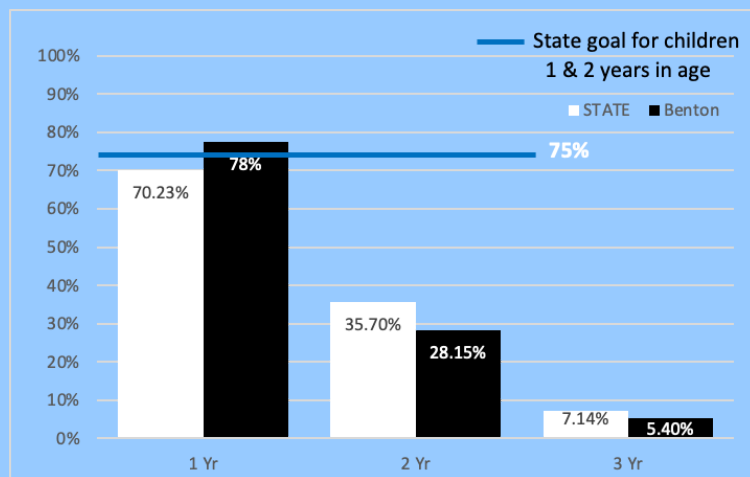
ALL CHILDREN SHOULD BE TESTED AT 1 AND 2 YEARS OF AGE

ALL CHILDREN SHOULD BE TESTED AT 1 AND 2 YEARS OF AGE

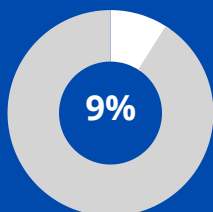
State vs County - Percent of Children Receiving a Blood Lead Test By Age



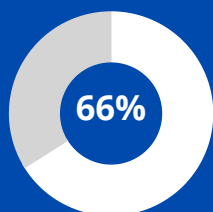
State vs County - Percent of Children Receiving a Blood Lead Test By Age



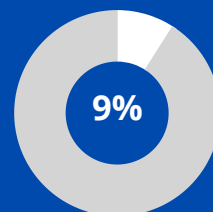
Pre-1979 Housing



Population Below Poverty Level



Pre-1979 Housing




Population Below Poverty Level

References:  
Iowa Department of Public Health. (2020). Iowa Public Health Tracking Portal. Retrieved from <https://tracking.idph.iowa.gov/>  
State Library of Iowa. (2020). American Community Survey: Poverty status in the past 12 months.  
State Library of Iowa. (2020). American Community Survey: Year structure built.

References:  
Iowa Department of Public Health. (2020). Iowa Public Health Tracking Portal. Retrieved from <https://tracking.idph.iowa.gov/>  
State Library of Iowa. (2020). American Community Survey: Poverty status in the past 12 months.  
State Library of Iowa. (2020). American Community Survey: Year structure built.


1148 children under the age of 6 had a confirmed elevated blood lead level above 3.5 µg/dL in Iowa in 2020



That is enough to fill 15 school buses

Iowa Public Health Tracking Portal. (2020). Children Tested. Retrieved from <https://tracking.idph.iowa.gov/Health/Lead-Poisoning/Annual-Blood-Lead-Testing-Children-Under-6/Children-Tested>

1148 children under the age of 6 had a confirmed elevated blood lead level above 3.5 µg/dL in Iowa in 2020



That is enough to fill 15 school buses

Iowa Public Health Tracking Portal. (2020). Children Tested. Retrieved from <https://tracking.idph.iowa.gov/Health/Lead-Poisoning/Annual-Blood-Lead-Testing-Children-Under-6/Children-Tested>

## HEALTH IMPACTS



Damage to brain & nervous system



Slowed growth & development



Hearing & speech problems



Learning & behavior problems

## HEALTH IMPACTS



Damage to brain & nervous system



Slowed growth & development



Hearing & speech problems



Learning & behavior problems

**CHILDHOOD LEAD POISONING IS  
100% PREVENTABLE**

**IF YOU DON'T TEST,  
YOU DON'T DIAGNOSE.**

**IF YOU DON'T DIAGNOSE,  
YOU CAN'T INTERVENE.**

**CHILDHOOD LEAD POISONING IS  
100% PREVENTABLE**

**IF YOU DON'T TEST,  
YOU DON'T DIAGNOSE.**

**IF YOU DON'T DIAGNOSE,  
YOU CAN'T INTERVENE.**

Contact your local public health agency or the Iowa Department of Public Health for more information on childhood lead poisoning:

**800-972-2026**

Contact your local public health agency or the Iowa Department of Public Health for more information on childhood lead poisoning:

**800-972-2026**



# 2020 BLACK HAWK COUNTY IOWA LEAD REPORT CARD

# 2020 BLACK HAWK COUNTY IOWA LEAD REPORT CARD

OF ALL BLACK HAWK COUNTY CHILDREN 0 TO 6 YEARS OLD ONLY

## 25.86%

WERE TESTED FOR LEAD

ALL CHILDREN SHOULD BE TESTED AT 1 AND 2 YEARS OF AGE

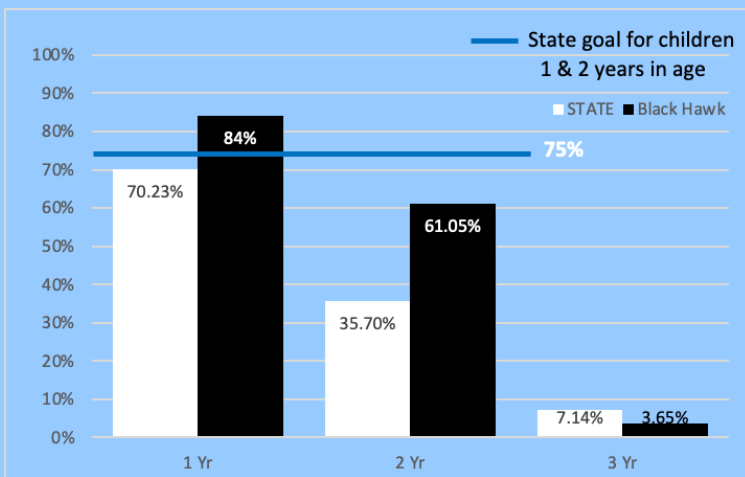
OF ALL BLACK HAWK COUNTY CHILDREN 0 TO 6 YEARS OLD ONLY

## 25.86%

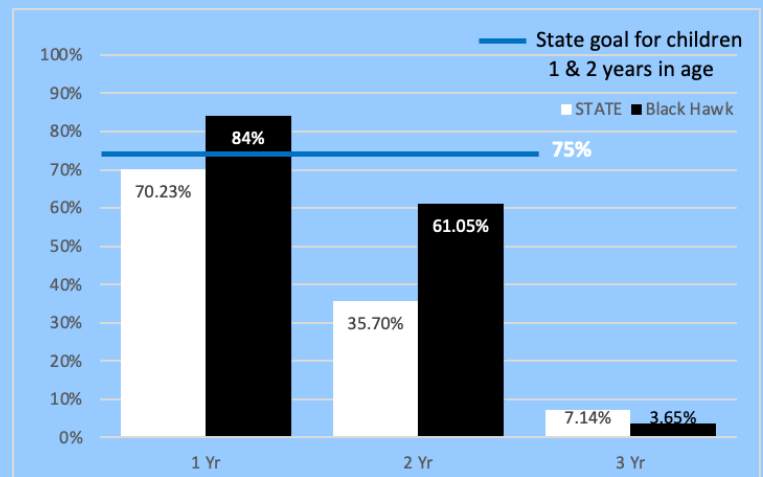
WERE TESTED FOR LEAD

ALL CHILDREN SHOULD BE TESTED AT 1 AND 2 YEARS OF AGE

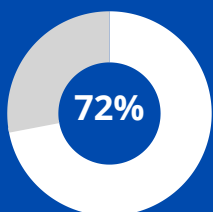
State vs County - Percent of Children Receiving a Blood Lead Test By Age



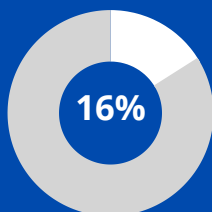
State vs County - Percent of Children Receiving a Blood Lead Test By Age



## RISK FACTORS

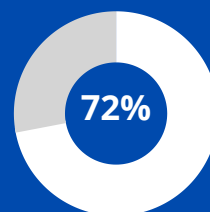


Pre-1979 Housing

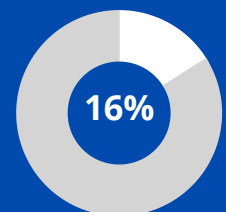


Population Below Poverty Level

## RISK FACTORS



Pre-1979 Housing




Population Below Poverty Level

References:  
Iowa Department of Public Health. (2020). Iowa Public Health Tracking Portal. Retrieved from <https://tracking.idph.iowa.gov/>  
State Library of Iowa. (2020). American Community Survey: Poverty status in the past 12 months.  
State Library of Iowa. (2020). American Community Survey: Year structure built.

References:  
Iowa Department of Public Health. (2020). Iowa Public Health Tracking Portal. Retrieved from <https://tracking.idph.iowa.gov/>  
State Library of Iowa. (2020). American Community Survey: Poverty status in the past 12 months.  
State Library of Iowa. (2020). American Community Survey: Year structure built.


1148 children under the age of 6 had a confirmed elevated blood lead level above 3.5 µg/dL in Iowa in 2020



That is enough to fill 15 school buses

Iowa Public Health Tracking Portal. (2020). Children Tested. Retrieved from <https://tracking.idph.iowa.gov/Health/Lead-Poisoning/Annual-Blood-Lead-Testing-Children-Under-6/Children-Tested>

1148 children under the age of 6 had a confirmed elevated blood lead level above 3.5 µg/dL in Iowa in 2020



That is enough to fill 15 school buses

Iowa Public Health Tracking Portal. (2020). Children Tested. Retrieved from <https://tracking.idph.iowa.gov/Health/Lead-Poisoning/Annual-Blood-Lead-Testing-Children-Under-6/Children-Tested>

## HEALTH IMPACTS



Damage to brain & nervous system



Slowed growth & development



Hearing & speech problems



Learning & behavior problems



Damage to brain & nervous system



Slowed growth & development



Hearing & speech problems



Learning & behavior problems

**CHILDHOOD LEAD POISONING IS  
100% PREVENTABLE**

**IF YOU DON'T TEST,  
YOU DON'T DIAGNOSE.**

**IF YOU DON'T DIAGNOSE,  
YOU CAN'T INTERVENE.**

Contact your local public health agency or the Iowa Department of Public Health for more information on childhood lead poisoning:

**800-972-2026**

**CHILDHOOD LEAD POISONING IS  
100% PREVENTABLE**

**IF YOU DON'T TEST,  
YOU DON'T DIAGNOSE.**

**IF YOU DON'T DIAGNOSE,  
YOU CAN'T INTERVENE.**

Contact your local public health agency or the Iowa Department of Public Health for more information on childhood lead poisoning:

**800-972-2026**

# 2020 BOONE COUNTY IOWA LEAD REPORT CARD

# 2020 BOONE COUNTY IOWA LEAD REPORT CARD

OF ALL BOONE COUNTY CHILDREN  
0 TO 6 YEARS OLD ONLY

## 27.01%

WERE TESTED FOR LEAD

OF ALL BOONE COUNTY CHILDREN  
0 TO 6 YEARS OLD ONLY

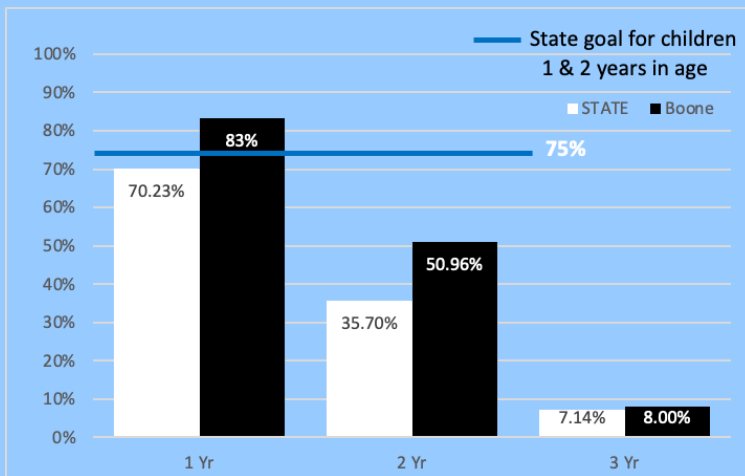
## 27.01%

WERE TESTED FOR LEAD

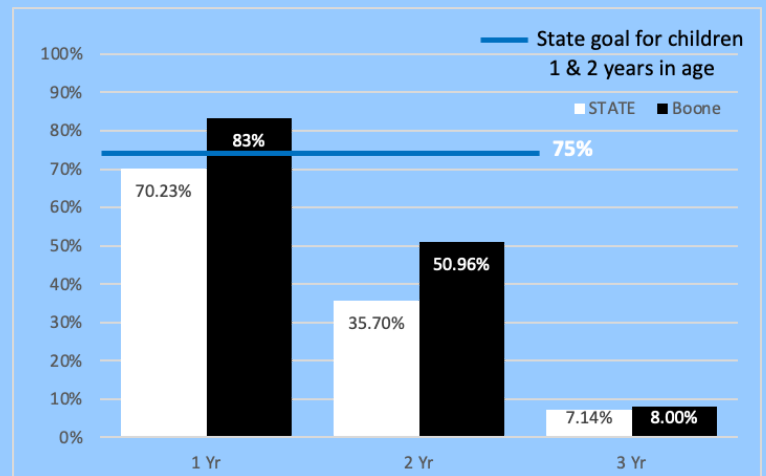
ALL CHILDREN SHOULD BE TESTED  
AT 1 AND 2 YEARS OF AGE

ALL CHILDREN SHOULD BE TESTED  
AT 1 AND 2 YEARS OF AGE

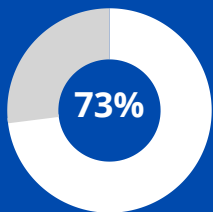
State vs County - Percent of Children  
Receiving a Blood Lead Test By Age



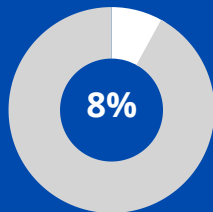
State vs County - Percent of Children  
Receiving a Blood Lead Test By Age



## RISK FACTORS

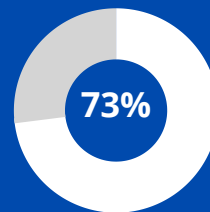


Pre-1979 Housing

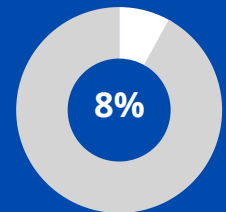


Population Below  
Poverty Level

## RISK FACTORS



Pre-1979 Housing




Population Below  
Poverty Level

References:  
Iowa Department of Public Health. (2020). Iowa Public Health Tracking Portal. Retrieved from <https://tracking.idph.iowa.gov/>  
State Library of Iowa. (2020). American Community Survey: Poverty status in the past 12 months.  
State Library of Iowa. (2020). American Community Survey: Year structure built.

References:  
Iowa Department of Public Health. (2020). Iowa Public Health Tracking Portal. Retrieved from <https://tracking.idph.iowa.gov/>  
State Library of Iowa. (2020). American Community Survey: Poverty status in the past 12 months.  
State Library of Iowa. (2020). American Community Survey: Year structure built.


1148 children under the age of 6 had a confirmed elevated blood lead level above 3.5 µg/dL in Iowa in 2020



That is enough to fill 15 school buses

Iowa Public Health Tracking Portal. (2020). Children Tested. Retrieved from <https://tracking.idph.iowa.gov/Health/Lead-Poisoning/Annual-Blood-Lead-Testing-Children-Under-6/Children-Tested>

1148 children under the age of 6 had a confirmed elevated blood lead level above 3.5 µg/dL in Iowa in 2020



That is enough to fill 15 school buses

Iowa Public Health Tracking Portal. (2020). Children Tested. Retrieved from <https://tracking.idph.iowa.gov/Health/Lead-Poisoning/Annual-Blood-Lead-Testing-Children-Under-6/Children-Tested>

## HEALTH IMPACTS



Damage to brain & nervous system



Slowed growth & development



Hearing & speech problems



Learning & behavior problems

## HEALTH IMPACTS



Damage to brain & nervous system



Slowed growth & development



Hearing & speech problems



Learning & behavior problems

**CHILDHOOD LEAD POISONING IS  
100% PREVENTABLE**

**IF YOU DON'T TEST,  
YOU DON'T DIAGNOSE.**

**IF YOU DON'T DIAGNOSE,  
YOU CAN'T INTERVENE.**

**CHILDHOOD LEAD POISONING IS  
100% PREVENTABLE**

**IF YOU DON'T TEST,  
YOU DON'T DIAGNOSE.**

**IF YOU DON'T DIAGNOSE,  
YOU CAN'T INTERVENE.**

Contact your local public health agency or the Iowa Department of Public Health for more information on childhood lead poisoning:

**800-972-2026**

Contact your local public health agency or the Iowa Department of Public Health for more information on childhood lead poisoning:

**800-972-2026**

# 2020 BREMER COUNTY IOWA LEAD REPORT CARD

# 2020 BREMER COUNTY IOWA LEAD REPORT CARD

OF ALL BREMER COUNTY CHILDREN 0 TO 6 YEARS OLD ONLY

## 33.09%

WERE TESTED FOR LEAD

OF ALL BREMER COUNTY CHILDREN 0 TO 6 YEARS OLD ONLY

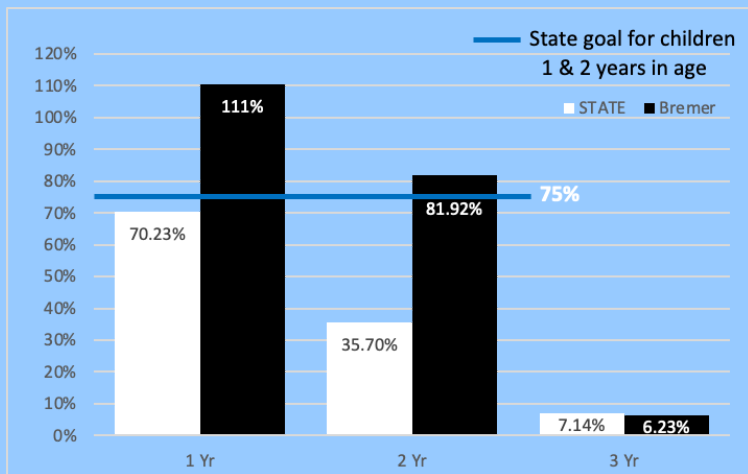
## 33.09%

WERE TESTED FOR LEAD

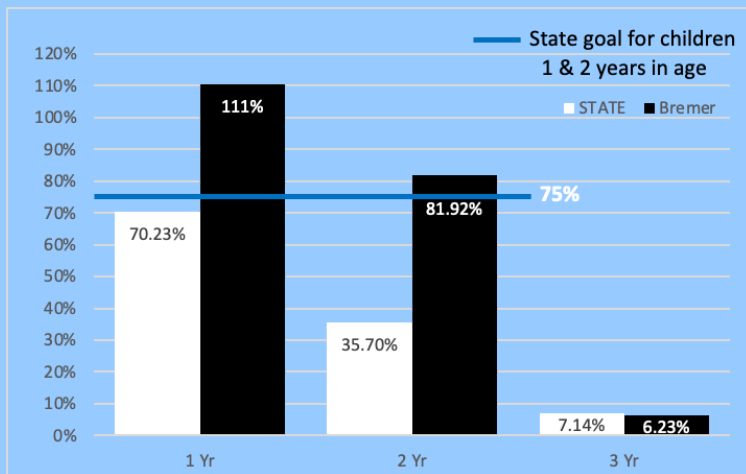
ALL CHILDREN SHOULD BE TESTED AT 1 AND 2 YEARS OF AGE

ALL CHILDREN SHOULD BE TESTED AT 1 AND 2 YEARS OF AGE

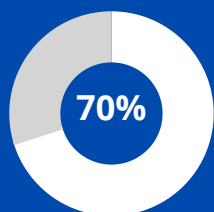
State vs County - Percent of Children Receiving a Blood Lead Test By Age



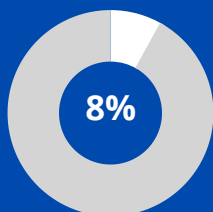
State vs County - Percent of Children Receiving a Blood Lead Test By Age



## RISK FACTORS

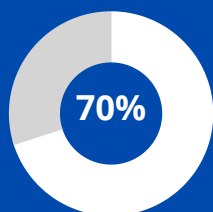


Pre-1979 Housing

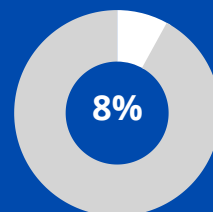


Population Below Poverty Level

## RISK FACTORS



Pre-1979 Housing



Population Below Poverty Level


References:  
Iowa Department of Public Health. (2020). Iowa Public Health Tracking Portal. Retrieved from <https://tracking.idph.iowa.gov/>  
State Library of Iowa. (2020). American Community Survey: Poverty status in the past 12 months.  
State Library of Iowa. (2020). American Community Survey: Year structure built.



References:  
Iowa Department of Public Health. (2020). Iowa Public Health Tracking Portal. Retrieved from <https://tracking.idph.iowa.gov/>  
State Library of Iowa. (2020). American Community Survey: Poverty status in the past 12 months.  
State Library of Iowa. (2020). American Community Survey: Year structure built.




1148 children under the age of 6 had a confirmed elevated blood lead level above 3.5 µg/dL in Iowa in 2020



That is enough to fill 15 school buses

Iowa Public Health Tracking Portal. (2020). Children Tested. Retrieved from <https://tracking.idph.iowa.gov/Health/Lead-Poisoning/Annual-Blood-Lead-Testing-Children-Under-6/Children-Tested>

1148 children under the age of 6 had a confirmed elevated blood lead level above 3.5 µg/dL in Iowa in 2020



That is enough to fill 15 school buses

Iowa Public Health Tracking Portal. (2020). Children Tested. Retrieved from <https://tracking.idph.iowa.gov/Health/Lead-Poisoning/Annual-Blood-Lead-Testing-Children-Under-6/Children-Tested>

## HEALTH IMPACTS



Damage to brain & nervous system



Slowed growth & development



Hearing & speech problems



Learning & behavior problems



Damage to brain & nervous system



Slowed growth & development



Hearing & speech problems



Learning & behavior problems

**CHILDHOOD LEAD POISONING IS  
100% PREVENTABLE**

**IF YOU DON'T TEST,  
YOU DON'T DIAGNOSE.**

**IF YOU DON'T DIAGNOSE,  
YOU CAN'T INTERVENE.**

Contact your local public health agency or the Iowa Department of Public Health for more information on childhood lead poisoning:

**800-972-2026**

**CHILDHOOD LEAD POISONING IS  
100% PREVENTABLE**

**IF YOU DON'T TEST,  
YOU DON'T DIAGNOSE.**

**IF YOU DON'T DIAGNOSE,  
YOU CAN'T INTERVENE.**

Contact your local public health agency or the Iowa Department of Public Health for more information on childhood lead poisoning:

**800-972-2026**

# 2020 BUCHANAN COUNTY IOWA LEAD REPORT CARD

# 2020 BUCHANAN COUNTY IOWA LEAD REPORT CARD

OF ALL BUCHANAN COUNTY CHILDREN 0 TO 6 YEARS OLD ONLY

## 23.10%

WERE TESTED FOR LEAD

ALL CHILDREN SHOULD BE TESTED AT 1 AND 2 YEARS OF AGE

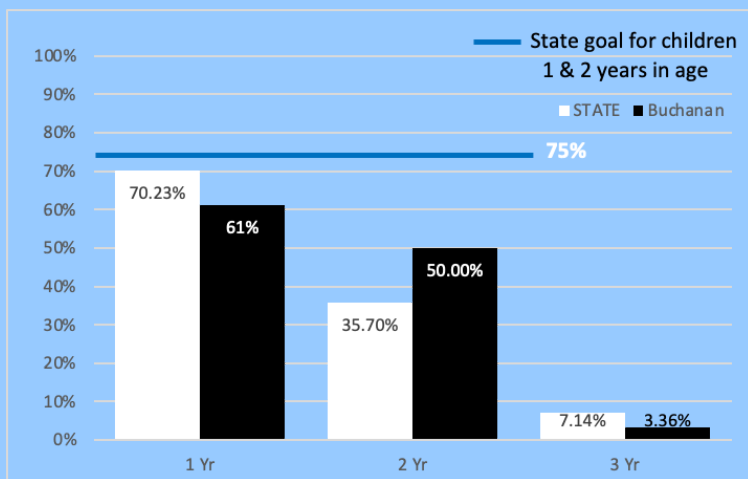
OF ALL BUCHANAN COUNTY CHILDREN 0 TO 6 YEARS OLD ONLY

## 23.10%

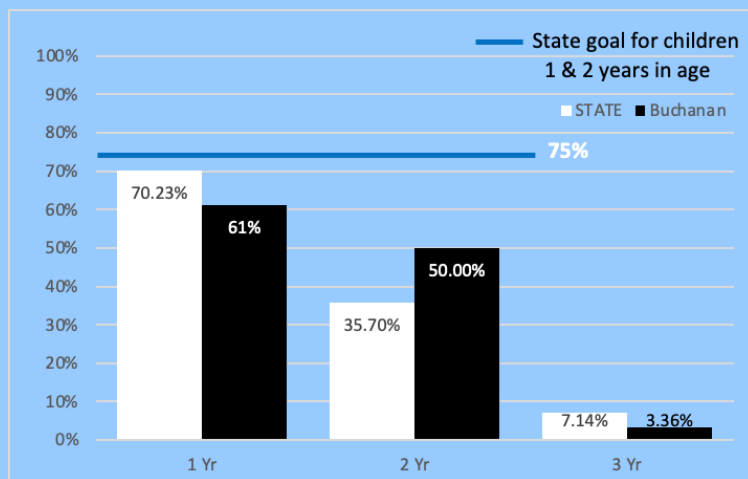
WERE TESTED FOR LEAD

ALL CHILDREN SHOULD BE TESTED AT 1 AND 2 YEARS OF AGE

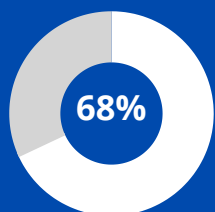
State vs County - Percent of Children Receiving a Blood Lead Test By Age



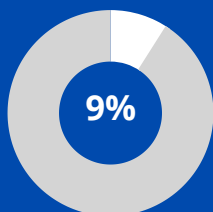
State vs County - Percent of Children Receiving a Blood Lead Test By Age



## RISK FACTORS

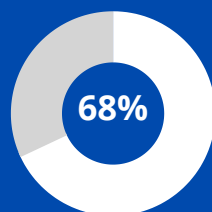


Pre-1979 Housing

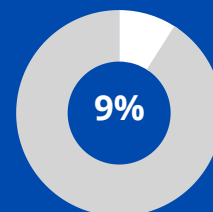


Population Below Poverty Level

## RISK FACTORS



Pre-1979 Housing




Population Below Poverty Level

References:  
Iowa Department of Public Health. (2020). Iowa Public Health Tracking Portal. Retrieved from <https://tracking.idph.iowa.gov/>  
State Library of Iowa. (2020). American Community Survey: Poverty status in the past 12 months.  
State Library of Iowa. (2020). American Community Survey: Year structure built.

References:  
Iowa Department of Public Health. (2020). Iowa Public Health Tracking Portal. Retrieved from <https://tracking.idph.iowa.gov/>  
State Library of Iowa. (2020). American Community Survey: Poverty status in the past 12 months.  
State Library of Iowa. (2020). American Community Survey: Year structure built.


1148 children under the age of 6 had a confirmed elevated blood lead level above 3.5 µg/dL in Iowa in 2020



That is enough to fill 15 school buses

Iowa Public Health Tracking Portal. (2020). Children Tested. Retrieved from <https://tracking.idph.iowa.gov/Health/Lead-Poisoning/Annual-Blood-Lead-Testing-Children-Under-6/Children-Tested>

1148 children under the age of 6 had a confirmed elevated blood lead level above 3.5 µg/dL in Iowa in 2020



That is enough to fill 15 school buses

Iowa Public Health Tracking Portal. (2020). Children Tested. Retrieved from <https://tracking.idph.iowa.gov/Health/Lead-Poisoning/Annual-Blood-Lead-Testing-Children-Under-6/Children-Tested>

## HEALTH IMPACTS



Damage to brain & nervous system



Slowed growth & development



Hearing & speech problems



Learning & behavior problems

## HEALTH IMPACTS



Damage to brain & nervous system



Slowed growth & development



Hearing & speech problems



Learning & behavior problems

**CHILDHOOD LEAD POISONING IS  
100% PREVENTABLE**

**IF YOU DON'T TEST,  
YOU DON'T DIAGNOSE.**

**IF YOU DON'T DIAGNOSE,  
YOU CAN'T INTERVENE.**

**CHILDHOOD LEAD POISONING IS  
100% PREVENTABLE**

**IF YOU DON'T TEST,  
YOU DON'T DIAGNOSE.**

**IF YOU DON'T DIAGNOSE,  
YOU CAN'T INTERVENE.**

Contact your local public health agency or the Iowa Department of Public Health for more information on childhood lead poisoning:

**800-972-2026**

Contact your local public health agency or the Iowa Department of Public Health for more information on childhood lead poisoning:

**800-972-2026**



# 2020 BUENA VISTA COUNTY IOWA LEAD REPORT CARD

# 2020 BUENA VISTA COUNTY IOWA LEAD REPORT CARD

OF ALL BUENA VISTA COUNTY CHILDREN 0 TO 6 YEARS OLD ONLY

## 32.96%

WERE TESTED FOR LEAD

ALL CHILDREN SHOULD BE TESTED AT 1 AND 2 YEARS OF AGE

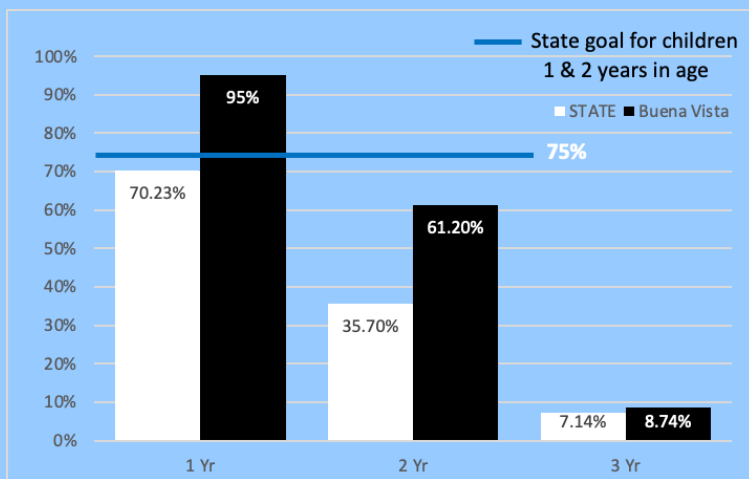
OF ALL BUENA VISTA COUNTY CHILDREN 0 TO 6 YEARS OLD ONLY

## 32.96%

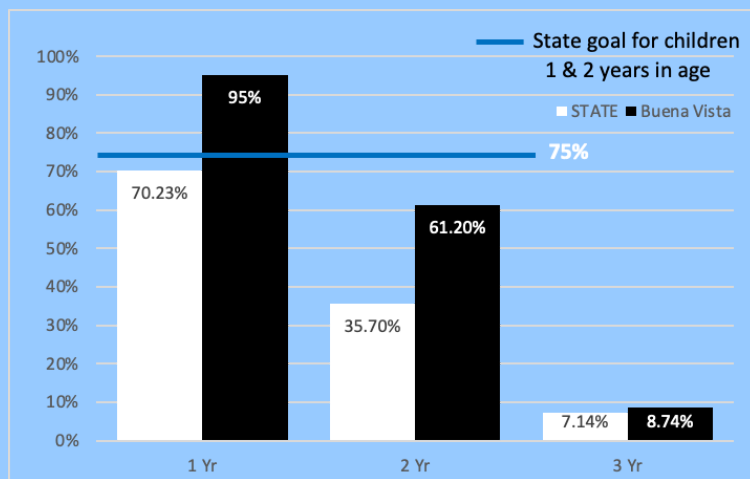
WERE TESTED FOR LEAD

ALL CHILDREN SHOULD BE TESTED AT 1 AND 2 YEARS OF AGE

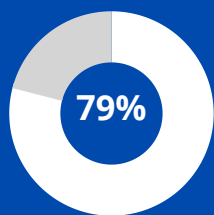
State vs County - Percent of Children Receiving a Blood Lead Test By Age



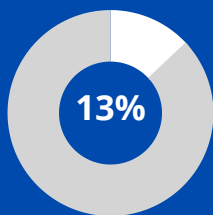
State vs County - Percent of Children Receiving a Blood Lead Test By Age



## RISK FACTORS

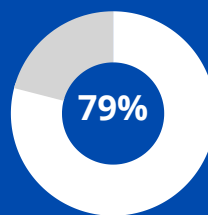


Pre-1979 Housing

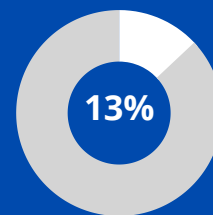


Population Below Poverty Level

## RISK FACTORS



Pre-1979 Housing



Population Below Poverty Level


References:  
Iowa Department of Public Health. (2020). Iowa Public Health Tracking Portal. Retrieved from <https://tracking.idph.iowa.gov/>  
State Library of Iowa. (2020). American Community Survey: Poverty status in the past 12 months.  
State Library of Iowa. (2020). American Community Survey: Year structure built.



References:  
Iowa Department of Public Health. (2020). Iowa Public Health Tracking Portal. Retrieved from <https://tracking.idph.iowa.gov/>  
State Library of Iowa. (2020). American Community Survey: Poverty status in the past 12 months.  
State Library of Iowa. (2020). American Community Survey: Year structure built.




1148 children under the age of 6 had a confirmed elevated blood lead level above 3.5 µg/dL in Iowa in 2020



That is enough to fill 15 school buses

Iowa Public Health Tracking Portal. (2020). Children Tested. Retrieved from <https://tracking.idph.iowa.gov/Health/Lead-Poisoning/Annual-Blood-Lead-Testing-Children-Under-6/Children-Tested>

1148 children under the age of 6 had a confirmed elevated blood lead level above 3.5 µg/dL in Iowa in 2020



That is enough to fill 15 school buses

Iowa Public Health Tracking Portal. (2020). Children Tested. Retrieved from <https://tracking.idph.iowa.gov/Health/Lead-Poisoning/Annual-Blood-Lead-Testing-Children-Under-6/Children-Tested>

## HEALTH IMPACTS



Damage to brain & nervous system



Slowed growth & development



Hearing & speech problems



Learning & behavior problems

## HEALTH IMPACTS



Damage to brain & nervous system



Slowed growth & development



Hearing & speech problems



Learning & behavior problems

**CHILDHOOD LEAD POISONING IS  
100% PREVENTABLE**

**IF YOU DON'T TEST,  
YOU DON'T DIAGNOSE.**

**IF YOU DON'T DIAGNOSE,  
YOU CAN'T INTERVENE.**

**CHILDHOOD LEAD POISONING IS  
100% PREVENTABLE**

**IF YOU DON'T TEST,  
YOU DON'T DIAGNOSE.**

**IF YOU DON'T DIAGNOSE,  
YOU CAN'T INTERVENE.**

Contact your local public health agency or the Iowa Department of Public Health for more information on childhood lead poisoning:

**800-972-2026**

Contact your local public health agency or the Iowa Department of Public Health for more information on childhood lead poisoning:

**800-972-2026**

# 2020 BUTLER COUNTY IOWA LEAD REPORT CARD

# 2020 BUTLER COUNTY IOWA LEAD REPORT CARD

OF ALL BUTLER COUNTY CHILDREN 0 TO 6 YEARS OLD ONLY

## 29.37%

WERE TESTED FOR LEAD

OF ALL BUTLER COUNTY CHILDREN 0 TO 6 YEARS OLD ONLY

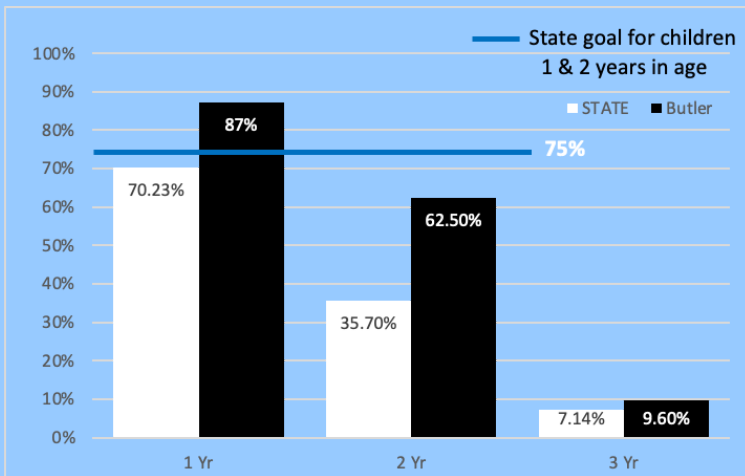
## 29.37%

WERE TESTED FOR LEAD

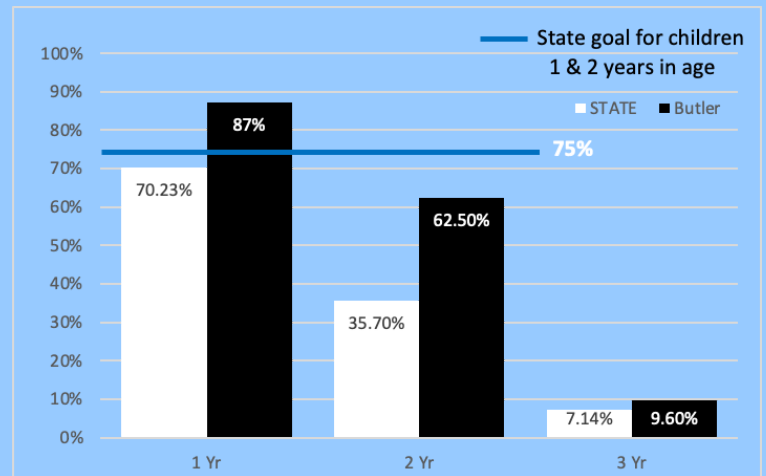
ALL CHILDREN SHOULD BE TESTED AT 1 AND 2 YEARS OF AGE

ALL CHILDREN SHOULD BE TESTED AT 1 AND 2 YEARS OF AGE

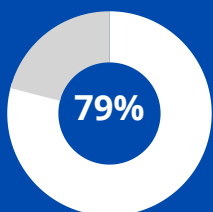
State vs County - Percent of Children Receiving a Blood Lead Test By Age



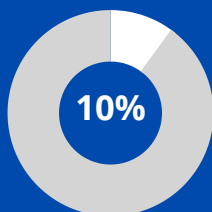
State vs County - Percent of Children Receiving a Blood Lead Test By Age



## RISK FACTORS

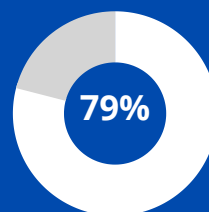


Pre-1979 Housing

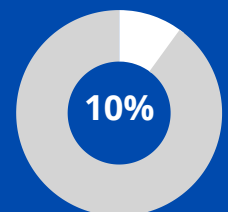


Population Below Poverty Level

## RISK FACTORS



Pre-1979 Housing




Population Below Poverty Level

References:  
Iowa Department of Public Health. (2020). Iowa Public Health Tracking Portal. Retrieved from <https://tracking.idph.iowa.gov/>  
State Library of Iowa. (2020). American Community Survey: Poverty status in the past 12 months.  
State Library of Iowa. (2020). American Community Survey: Year structure built.

References:  
Iowa Department of Public Health. (2020). Iowa Public Health Tracking Portal. Retrieved from <https://tracking.idph.iowa.gov/>  
State Library of Iowa. (2020). American Community Survey: Poverty status in the past 12 months.  
State Library of Iowa. (2020). American Community Survey: Year structure built.


1148 children under the age of 6 had a confirmed elevated blood lead level above 3.5 µg/dL in Iowa in 2020



That is enough to fill 15 school buses

Iowa Public Health Tracking Portal. (2020). Children Tested. Retrieved from <https://tracking.idph.iowa.gov/Health/Lead-Poisoning/Annual-Blood-Lead-Testing-Children-Under-6/Children-Tested>

1148 children under the age of 6 had a confirmed elevated blood lead level above 3.5 µg/dL in Iowa in 2020



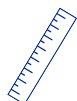
That is enough to fill 15 school buses

Iowa Public Health Tracking Portal. (2020). Children Tested. Retrieved from <https://tracking.idph.iowa.gov/Health/Lead-Poisoning/Annual-Blood-Lead-Testing-Children-Under-6/Children-Tested>

## HEALTH IMPACTS



Damage to brain & nervous system



Slowed growth & development



Hearing & speech problems



Learning & behavior problems

## HEALTH IMPACTS



Damage to brain & nervous system



Slowed growth & development



Hearing & speech problems



Learning & behavior problems

**CHILDHOOD LEAD POISONING IS  
100% PREVENTABLE**

**IF YOU DON'T TEST,  
YOU DON'T DIAGNOSE.**

**IF YOU DON'T DIAGNOSE,  
YOU CAN'T INTERVENE.**

**CHILDHOOD LEAD POISONING IS  
100% PREVENTABLE**

**IF YOU DON'T TEST,  
YOU DON'T DIAGNOSE.**

**IF YOU DON'T DIAGNOSE,  
YOU CAN'T INTERVENE.**

Contact your local public health agency or the Iowa Department of Public Health for more information on childhood lead poisoning:

**800-972-2026**

Contact your local public health agency or the Iowa Department of Public Health for more information on childhood lead poisoning:

**800-972-2026**

# 2020 CALHOUN COUNTY IOWA LEAD REPORT CARD

# 2020 CALHOUN COUNTY IOWA LEAD REPORT CARD

OF ALL CALHOUN COUNTY CHILDREN 0 TO 6 YEARS OLD ONLY

## 22.53%

WERE TESTED FOR LEAD

OF ALL CALHOUN COUNTY CHILDREN 0 TO 6 YEARS OLD ONLY

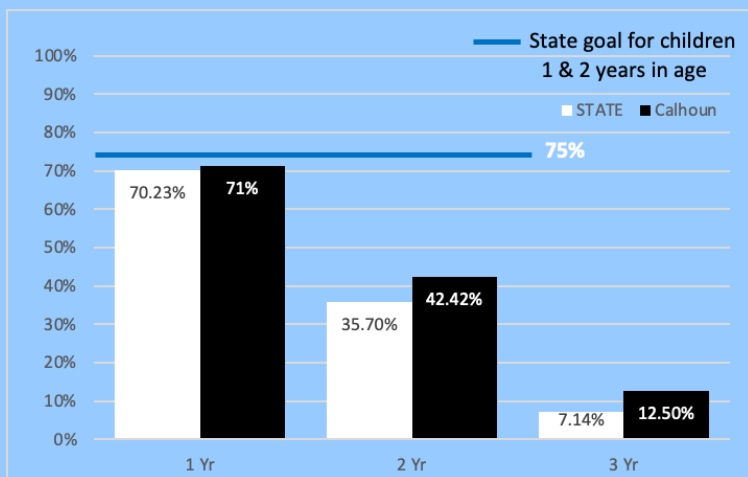
## 22.53%

WERE TESTED FOR LEAD

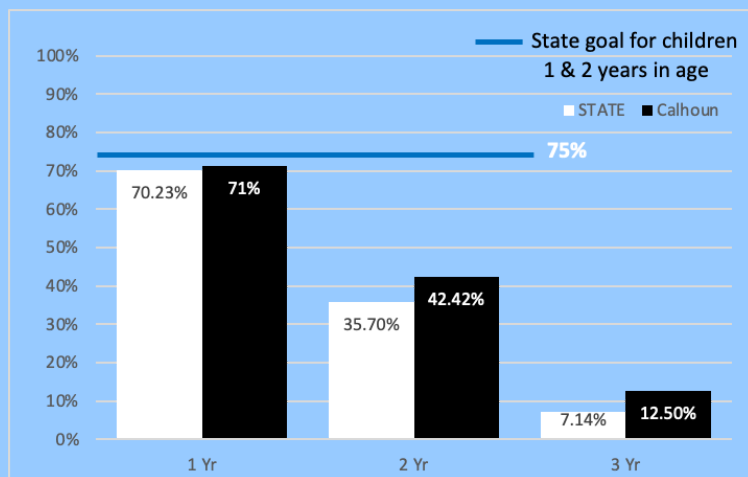
ALL CHILDREN SHOULD BE TESTED AT 1 AND 2 YEARS OF AGE

ALL CHILDREN SHOULD BE TESTED AT 1 AND 2 YEARS OF AGE

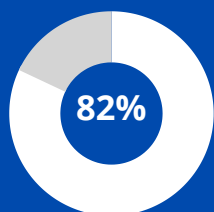
State vs County - Percent of Children Receiving a Blood Lead Test By Age



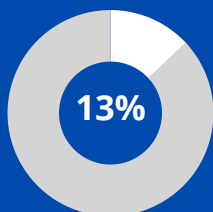
State vs County - Percent of Children Receiving a Blood Lead Test By Age



## RISK FACTORS

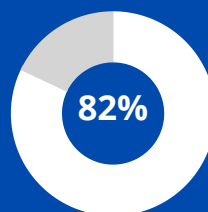


Pre-1979 Housing

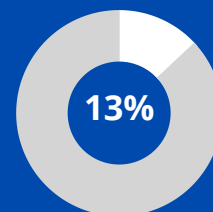


Population Below Poverty Level

## RISK FACTORS



Pre-1979 Housing



Population Below Poverty Level

References:  
Iowa Department of Public Health. (2020). Iowa Public Health Tracking Portal. Retrieved from <https://tracking.idph.iowa.gov/>  
State Library of Iowa. (2020). American Community Survey: Poverty status in the past 12 months.  
State Library of Iowa. (2020). American Community Survey: Year structure built.

References:  
Iowa Department of Public Health. (2020). Iowa Public Health Tracking Portal. Retrieved from <https://tracking.idph.iowa.gov/>  
State Library of Iowa. (2020). American Community Survey: Poverty status in the past 12 months.  
State Library of Iowa. (2020). American Community Survey: Year structure built.

1148 children under the age of 6 had a confirmed elevated blood lead level above 3.5 µg/dL in Iowa in 2020



That is enough to fill 15 school buses

Iowa Public Health Tracking Portal. (2020). Children Tested. Retrieved from <https://tracking.idph.iowa.gov/Health/Lead-Poisoning/Annual-Blood-Lead-Testing-Children-Under-6/Children-Tested>

1148 children under the age of 6 had a confirmed elevated blood lead level above 3.5 µg/dL in Iowa in 2020



That is enough to fill 15 school buses

Iowa Public Health Tracking Portal. (2020). Children Tested. Retrieved from <https://tracking.idph.iowa.gov/Health/Lead-Poisoning/Annual-Blood-Lead-Testing-Children-Under-6/Children-Tested>

## HEALTH IMPACTS



Damage to brain & nervous system



Slowed growth & development



Hearing & speech problems



Learning & behavior problems



Damage to brain & nervous system



Slowed growth & development



Hearing & speech problems



Learning & behavior problems

**CHILDHOOD LEAD POISONING IS  
100% PREVENTABLE**

**IF YOU DON'T TEST,  
YOU DON'T DIAGNOSE.**

**IF YOU DON'T DIAGNOSE,  
YOU CAN'T INTERVENE.**

Contact your local public health agency or the Iowa Department of Public Health for more information on childhood lead poisoning:

**800-972-2026**

**CHILDHOOD LEAD POISONING IS  
100% PREVENTABLE**

**IF YOU DON'T TEST,  
YOU DON'T DIAGNOSE.**

**IF YOU DON'T DIAGNOSE,  
YOU CAN'T INTERVENE.**

Contact your local public health agency or the Iowa Department of Public Health for more information on childhood lead poisoning:

**800-972-2026**

# 2020 CARROLL COUNTY IOWA LEAD REPORT CARD

# 2020 CARROLL COUNTY IOWA LEAD REPORT CARD

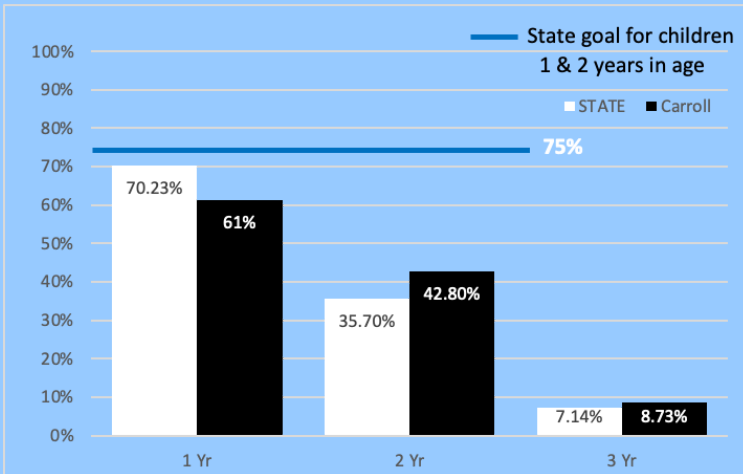
OF ALL CARROLL COUNTY CHILDREN  
0 TO 6 YEARS OLD ONLY

## 24.20%

WERE TESTED FOR LEAD

ALL CHILDREN SHOULD BE TESTED  
AT 1 AND 2 YEARS OF AGE

State vs County - Percent of Children  
Receiving a Blood Lead Test By Age



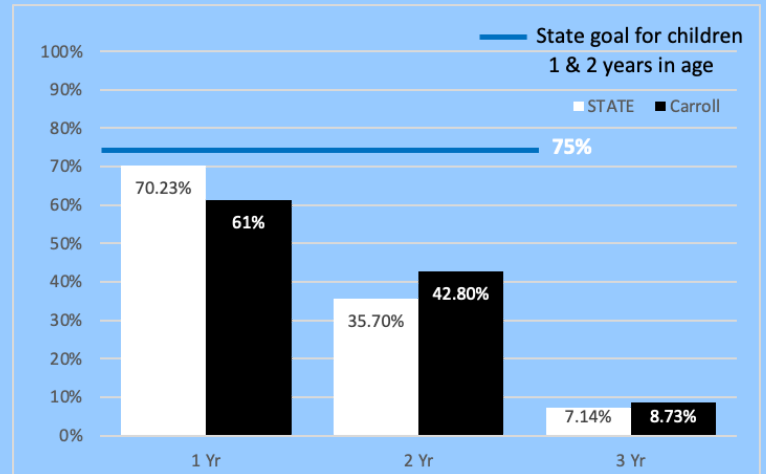
OF ALL CARROLL COUNTY CHILDREN  
0 TO 6 YEARS OLD ONLY

## 24.20%

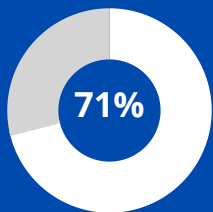
WERE TESTED FOR LEAD

ALL CHILDREN SHOULD BE TESTED  
AT 1 AND 2 YEARS OF AGE

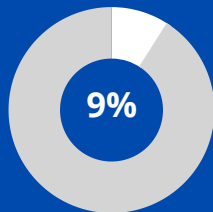
State vs County - Percent of Children  
Receiving a Blood Lead Test By Age



## RISK FACTORS

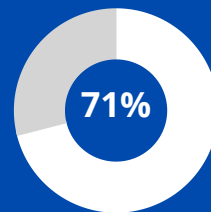


Pre-1979 Housing

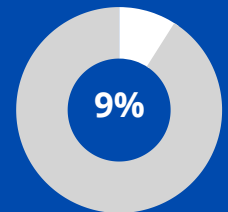


Population Below  
Poverty Level

## RISK FACTORS



Pre-1979 Housing




Population Below  
Poverty Level

References:  
Iowa Department of Public Health. (2020). Iowa Public Health Tracking Portal. Retrieved from <https://tracking.idph.iowa.gov/>  
State Library of Iowa. (2020). American Community Survey: Poverty status in the past 12 months.  
State Library of Iowa. (2020). American Community Survey: Year structure built.

References:  
Iowa Department of Public Health. (2020). Iowa Public Health Tracking Portal. Retrieved from <https://tracking.idph.iowa.gov/>  
State Library of Iowa. (2020). American Community Survey: Poverty status in the past 12 months.  
State Library of Iowa. (2020). American Community Survey: Year structure built.


1148 children under the age of 6 had a confirmed elevated blood lead level above 3.5 µg/dL in Iowa in 2020



That is enough to fill 15 school buses

Iowa Public Health Tracking Portal. (2020). Children Tested. Retrieved from <https://tracking.idph.iowa.gov/Health/Lead-Poisoning/Annual-Blood-Lead-Testing-Children-Under-6/Children-Tested>

1148 children under the age of 6 had a confirmed elevated blood lead level above 3.5 µg/dL in Iowa in 2020



That is enough to fill 15 school buses

Iowa Public Health Tracking Portal. (2020). Children Tested. Retrieved from <https://tracking.idph.iowa.gov/Health/Lead-Poisoning/Annual-Blood-Lead-Testing-Children-Under-6/Children-Tested>

## HEALTH IMPACTS



Damage to brain & nervous system



Slowed growth & development



Hearing & speech problems



Learning & behavior problems

## HEALTH IMPACTS



Damage to brain & nervous system



Slowed growth & development



Hearing & speech problems



Learning & behavior problems

**CHILDHOOD LEAD POISONING IS  
100% PREVENTABLE**

**IF YOU DON'T TEST,  
YOU DON'T DIAGNOSE.**

**IF YOU DON'T DIAGNOSE,  
YOU CAN'T INTERVENE.**

**CHILDHOOD LEAD POISONING IS  
100% PREVENTABLE**

**IF YOU DON'T TEST,  
YOU DON'T DIAGNOSE.**

**IF YOU DON'T DIAGNOSE,  
YOU CAN'T INTERVENE.**

Contact your local public health agency or the Iowa Department of Public Health for more information on childhood lead poisoning:

**800-972-2026**

Contact your local public health agency or the Iowa Department of Public Health for more information on childhood lead poisoning:

**800-972-2026**



# 2020 CASS COUNTY IOWA LEAD REPORT CARD

# 2020 CASS COUNTY IOWA LEAD REPORT CARD

OF ALL CASS COUNTY CHILDREN  
0 TO 6 YEARS OLD ONLY

## 20.53%

WERE TESTED FOR LEAD

OF ALL CASS COUNTY CHILDREN  
0 TO 6 YEARS OLD ONLY

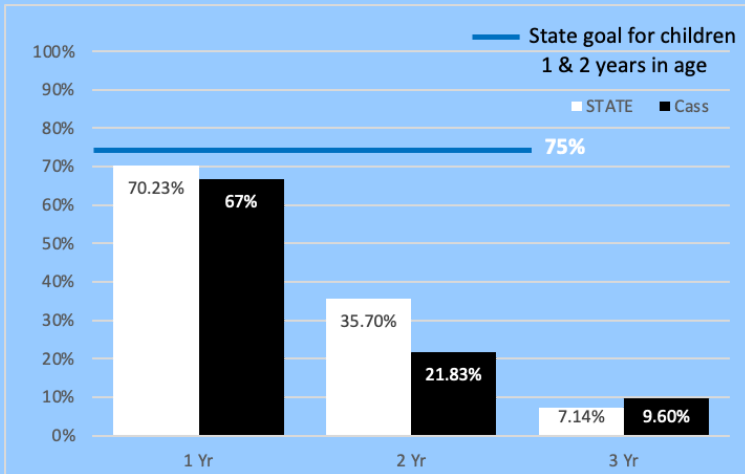
## 20.53%

WERE TESTED FOR LEAD

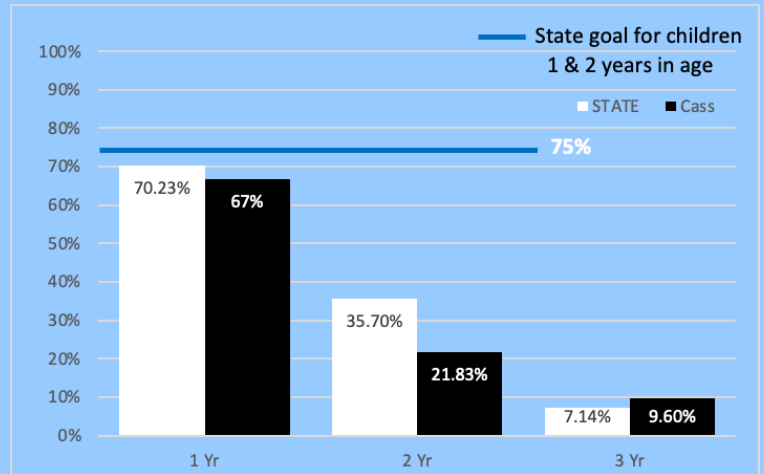
ALL CHILDREN SHOULD BE TESTED  
AT 1 AND 2 YEARS OF AGE

ALL CHILDREN SHOULD BE TESTED  
AT 1 AND 2 YEARS OF AGE

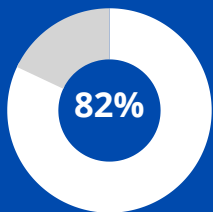
State vs County - Percent of Children  
Receiving a Blood Lead Test By Age



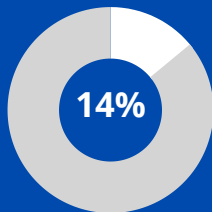
State vs County - Percent of Children  
Receiving a Blood Lead Test By Age



## RISK FACTORS

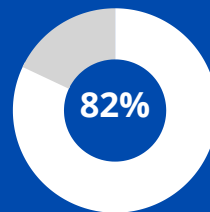


Pre-1979 Housing

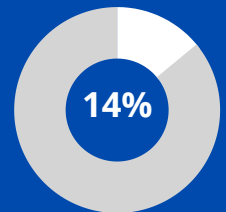


Population Below  
Poverty Level

## RISK FACTORS



Pre-1979 Housing




Population Below  
Poverty Level

References:  
Iowa Department of Public Health. (2020). Iowa Public Health Tracking Portal. Retrieved from <https://tracking.idph.iowa.gov/>  
State Library of Iowa. (2020). American Community Survey: Poverty status in the past 12 months.  
State Library of Iowa. (2020). American Community Survey: Year structure built.

References:  
Iowa Department of Public Health. (2020). Iowa Public Health Tracking Portal. Retrieved from <https://tracking.idph.iowa.gov/>  
State Library of Iowa. (2020). American Community Survey: Poverty status in the past 12 months.  
State Library of Iowa. (2020). American Community Survey: Year structure built.


1148 children under the age of 6 had a confirmed elevated blood lead level above 3.5 µg/dL in Iowa in 2020



That is enough to fill 15 school buses

Iowa Public Health Tracking Portal. (2020). Children Tested. Retrieved from <https://tracking.idph.iowa.gov/Health/Lead-Poisoning/Annual-Blood-Lead-Testing-Children-Under-6/Children-Tested>

1148 children under the age of 6 had a confirmed elevated blood lead level above 3.5 µg/dL in Iowa in 2020



That is enough to fill 15 school buses

Iowa Public Health Tracking Portal. (2020). Children Tested. Retrieved from <https://tracking.idph.iowa.gov/Health/Lead-Poisoning/Annual-Blood-Lead-Testing-Children-Under-6/Children-Tested>

## HEALTH IMPACTS



Damage to brain & nervous system



Slowed growth & development



Hearing & speech problems



Learning & behavior problems

## HEALTH IMPACTS



Damage to brain & nervous system



Slowed growth & development



Hearing & speech problems



Learning & behavior problems

**CHILDHOOD LEAD POISONING IS  
100% PREVENTABLE**

**IF YOU DON'T TEST,  
YOU DON'T DIAGNOSE.**

**IF YOU DON'T DIAGNOSE,  
YOU CAN'T INTERVENE.**

**CHILDHOOD LEAD POISONING IS  
100% PREVENTABLE**

**IF YOU DON'T TEST,  
YOU DON'T DIAGNOSE.**

**IF YOU DON'T DIAGNOSE,  
YOU CAN'T INTERVENE.**

Contact your local public health agency or the Iowa Department of Public Health for more information on childhood lead poisoning:

**800-972-2026**

Contact your local public health agency or the Iowa Department of Public Health for more information on childhood lead poisoning:

**800-972-2026**

# 2020 CEDAR COUNTY IOWA LEAD REPORT CARD

# 2020 CEDAR COUNTY IOWA LEAD REPORT CARD

OF ALL CEDAR COUNTY CHILDREN 0 TO 6 YEARS OLD ONLY

## 20.28%

WERE TESTED FOR LEAD

OF ALL CEDAR COUNTY CHILDREN 0 TO 6 YEARS OLD ONLY

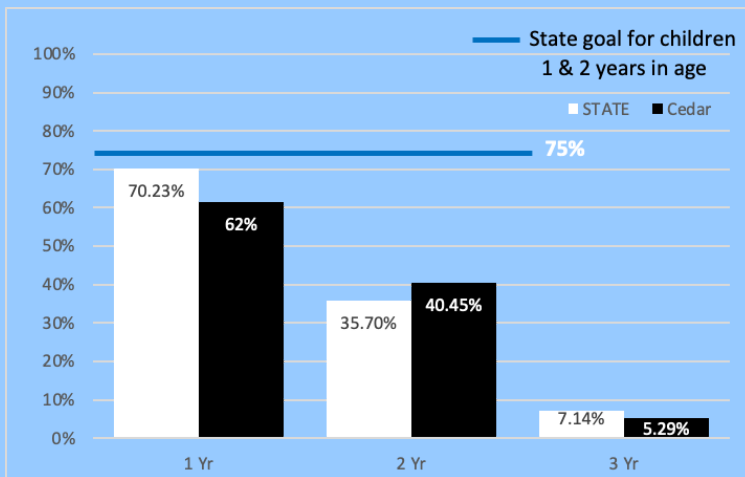
## 20.28%

WERE TESTED FOR LEAD

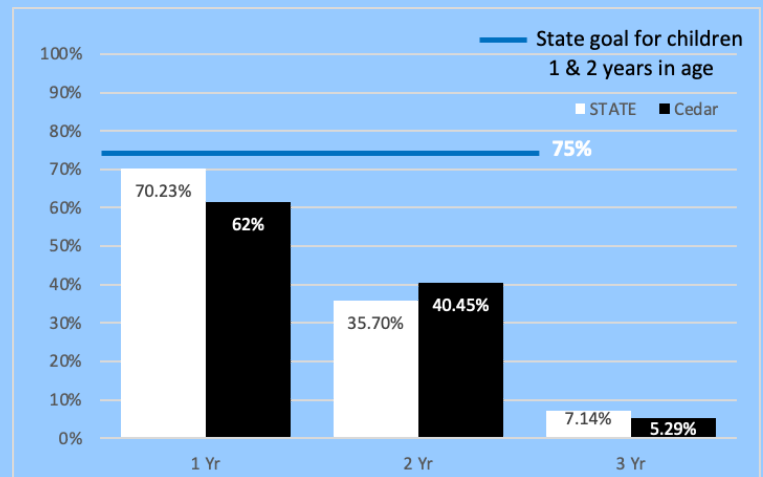
ALL CHILDREN SHOULD BE TESTED AT 1 AND 2 YEARS OF AGE

ALL CHILDREN SHOULD BE TESTED AT 1 AND 2 YEARS OF AGE

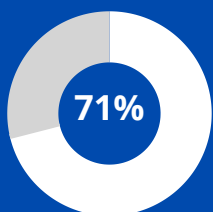
State vs County - Percent of Children Receiving a Blood Lead Test By Age



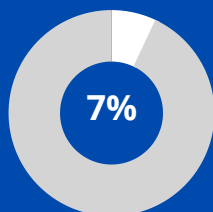
State vs County - Percent of Children Receiving a Blood Lead Test By Age



## RISK FACTORS

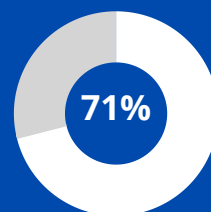


Pre-1979 Housing

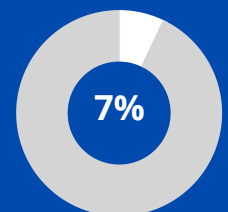


Population Below Poverty Level

## RISK FACTORS



Pre-1979 Housing




Population Below Poverty Level

References:  
Iowa Department of Public Health. (2020). Iowa Public Health Tracking Portal. Retrieved from <https://tracking.idph.iowa.gov/>  
State Library of Iowa. (2020). American Community Survey: Poverty status in the past 12 months.  
State Library of Iowa. (2020). American Community Survey: Year structure built.

References:  
Iowa Department of Public Health. (2020). Iowa Public Health Tracking Portal. Retrieved from <https://tracking.idph.iowa.gov/>  
State Library of Iowa. (2020). American Community Survey: Poverty status in the past 12 months.  
State Library of Iowa. (2020). American Community Survey: Year structure built.


1148 children under the age of 6 had a confirmed elevated blood lead level above 3.5 µg/dL in Iowa in 2020



That is enough to fill 15 school buses

Iowa Public Health Tracking Portal. (2020). Children Tested. Retrieved from <https://tracking.idph.iowa.gov/Health/Lead-Poisoning/Annual-Blood-Lead-Testing-Children-Under-6/Children-Tested>

1148 children under the age of 6 had a confirmed elevated blood lead level above 3.5 µg/dL in Iowa in 2020



That is enough to fill 15 school buses

Iowa Public Health Tracking Portal. (2020). Children Tested. Retrieved from <https://tracking.idph.iowa.gov/Health/Lead-Poisoning/Annual-Blood-Lead-Testing-Children-Under-6/Children-Tested>

## HEALTH IMPACTS



Damage to brain & nervous system



Slowed growth & development



Hearing & speech problems



Learning & behavior problems

## HEALTH IMPACTS



Damage to brain & nervous system



Slowed growth & development



Hearing & speech problems



Learning & behavior problems

**CHILDHOOD LEAD POISONING IS  
100% PREVENTABLE**

**IF YOU DON'T TEST,  
YOU DON'T DIAGNOSE.**

**IF YOU DON'T DIAGNOSE,  
YOU CAN'T INTERVENE.**

**CHILDHOOD LEAD POISONING IS  
100% PREVENTABLE**

**IF YOU DON'T TEST,  
YOU DON'T DIAGNOSE.**

**IF YOU DON'T DIAGNOSE,  
YOU CAN'T INTERVENE.**

Contact your local public health agency or the Iowa Department of Public Health for more information on childhood lead poisoning:

**800-972-2026**

Contact your local public health agency or the Iowa Department of Public Health for more information on childhood lead poisoning:

**800-972-2026**

# 2020 CERRO GORDO COUNTY IOWA LEAD REPORT CARD

# 2020 CERRO GORDO COUNTY IOWA LEAD REPORT CARD

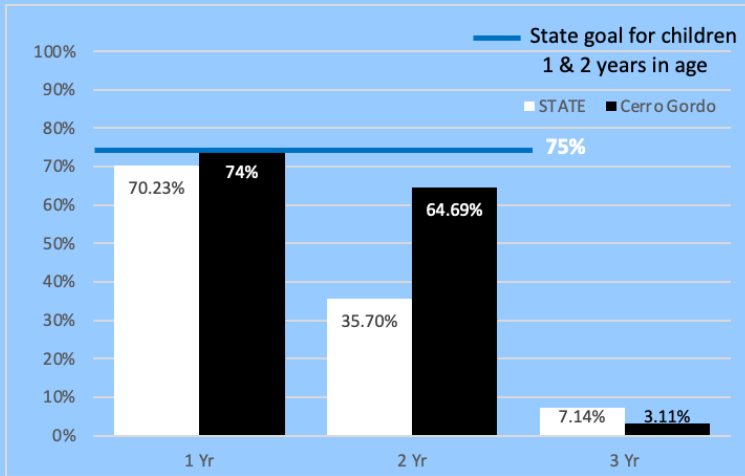
OF ALL CERRO GORDO COUNTY CHILDREN 0 TO 6 YEARS OLD ONLY

## 24.73%

WERE TESTED FOR LEAD

ALL CHILDREN SHOULD BE TESTED AT 1 AND 2 YEARS OF AGE

State vs County - Percent of Children Receiving a Blood Lead Test By Age



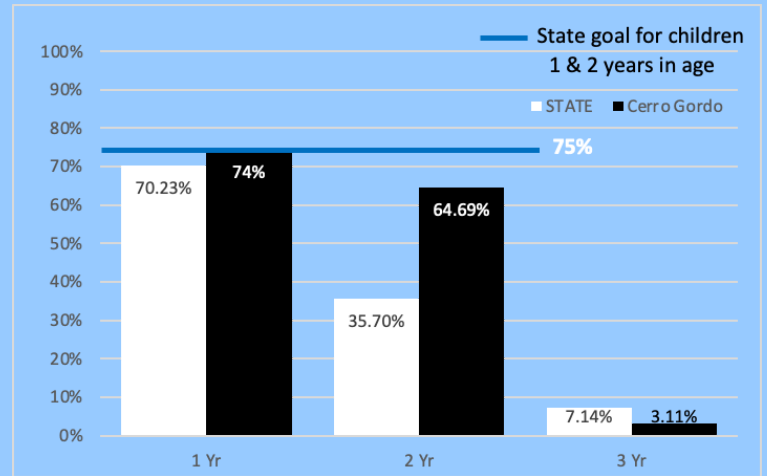
OF ALL CERRO GORDO COUNTY CHILDREN 0 TO 6 YEARS OLD ONLY

## 24.73%

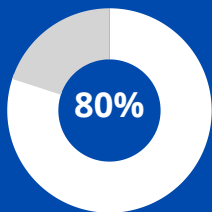
WERE TESTED FOR LEAD

ALL CHILDREN SHOULD BE TESTED AT 1 AND 2 YEARS OF AGE

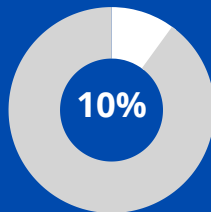
State vs County - Percent of Children Receiving a Blood Lead Test By Age



## RISK FACTORS

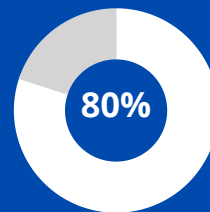


Pre-1979 Housing

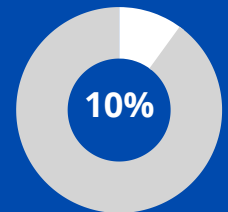


Population Below Poverty Level

## RISK FACTORS



Pre-1979 Housing




Population Below Poverty Level

References:  
Iowa Department of Public Health. (2020). Iowa Public Health Tracking Portal. Retrieved from <https://tracking.idph.iowa.gov/>  
State Library of Iowa. (2020). American Community Survey: Poverty status in the past 12 months.  
State Library of Iowa. (2020). American Community Survey: Year structure built.

References:  
Iowa Department of Public Health. (2020). Iowa Public Health Tracking Portal. Retrieved from <https://tracking.idph.iowa.gov/>  
State Library of Iowa. (2020). American Community Survey: Poverty status in the past 12 months.  
State Library of Iowa. (2020). American Community Survey: Year structure built.


1148 children under the age of 6 had a confirmed elevated blood lead level above 3.5 µg/dL in Iowa in 2020



That is enough to fill 15 school buses

Iowa Public Health Tracking Portal. (2020). Children Tested. Retrieved from <https://tracking.idph.iowa.gov/Health/Lead-Poisoning/Annual-Blood-Lead-Testing-Children-Under-6/Children-Tested>

1148 children under the age of 6 had a confirmed elevated blood lead level above 3.5 µg/dL in Iowa in 2020



That is enough to fill 15 school buses

Iowa Public Health Tracking Portal. (2020). Children Tested. Retrieved from <https://tracking.idph.iowa.gov/Health/Lead-Poisoning/Annual-Blood-Lead-Testing-Children-Under-6/Children-Tested>

## HEALTH IMPACTS



Damage to brain & nervous system



Slowed growth & development



Hearing & speech problems



Learning & behavior problems

## HEALTH IMPACTS



Damage to brain & nervous system



Slowed growth & development



Hearing & speech problems



Learning & behavior problems

**CHILDHOOD LEAD POISONING IS  
100% PREVENTABLE**

**IF YOU DON'T TEST,  
YOU DON'T DIAGNOSE.**

**IF YOU DON'T DIAGNOSE,  
YOU CAN'T INTERVENE.**

**CHILDHOOD LEAD POISONING IS  
100% PREVENTABLE**

**IF YOU DON'T TEST,  
YOU DON'T DIAGNOSE.**

**IF YOU DON'T DIAGNOSE,  
YOU CAN'T INTERVENE.**

Contact your local public health agency or the Iowa Department of Public Health for more information on childhood lead poisoning:

**800-972-2026**

Contact your local public health agency or the Iowa Department of Public Health for more information on childhood lead poisoning:

**800-972-2026**

# 2020 CHEROKEE COUNTY IOWA LEAD REPORT CARD

# 2020 CHEROKEE COUNTY IOWA LEAD REPORT CARD

OF ALL CHEROKEE COUNTY CHILDREN 0 TO 6 YEARS OLD ONLY

## 15.96%

WERE TESTED FOR LEAD

OF ALL CHEROKEE COUNTY CHILDREN 0 TO 6 YEARS OLD ONLY

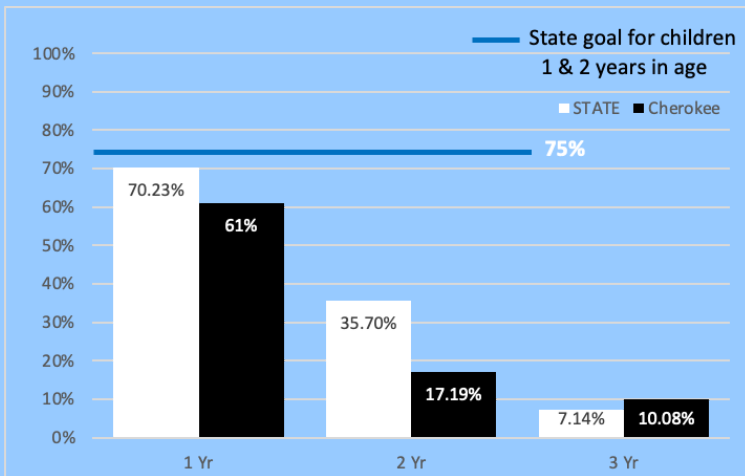
## 15.96%

WERE TESTED FOR LEAD

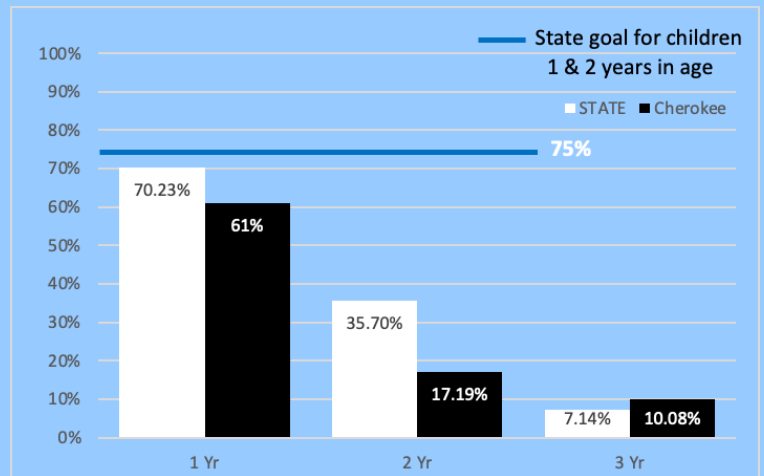
ALL CHILDREN SHOULD BE TESTED AT 1 AND 2 YEARS OF AGE

ALL CHILDREN SHOULD BE TESTED AT 1 AND 2 YEARS OF AGE

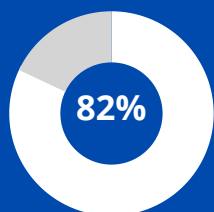
State vs County - Percent of Children Receiving a Blood Lead Test By Age



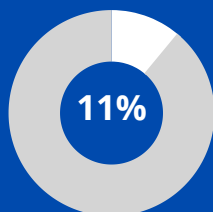
State vs County - Percent of Children Receiving a Blood Lead Test By Age



## RISK FACTORS

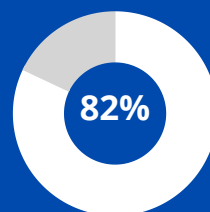


Pre-1979 Housing

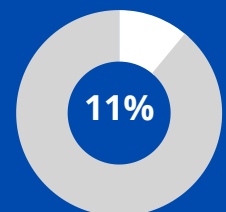


Population Below Poverty Level

## RISK FACTORS



Pre-1979 Housing




Population Below Poverty Level

References:  
Iowa Department of Public Health. (2020). Iowa Public Health Tracking Portal. Retrieved from <https://tracking.idph.iowa.gov/>  
State Library of Iowa. (2020). American Community Survey: Poverty status in the past 12 months.  
State Library of Iowa. (2020). American Community Survey: Year structure built.

References:  
Iowa Department of Public Health. (2020). Iowa Public Health Tracking Portal. Retrieved from <https://tracking.idph.iowa.gov/>  
State Library of Iowa. (2020). American Community Survey: Poverty status in the past 12 months.  
State Library of Iowa. (2020). American Community Survey: Year structure built.


1148 children under the age of 6 had a confirmed elevated blood lead level above 3.5 µg/dL in Iowa in 2020



That is enough to fill 15 school buses

Iowa Public Health Tracking Portal. (2020). Children Tested. Retrieved from <https://tracking.idph.iowa.gov/Health/Lead-Poisoning/Annual-Blood-Lead-Testing-Children-Under-6/Children-Tested>

1148 children under the age of 6 had a confirmed elevated blood lead level above 3.5 µg/dL in Iowa in 2020



That is enough to fill 15 school buses

Iowa Public Health Tracking Portal. (2020). Children Tested. Retrieved from <https://tracking.idph.iowa.gov/Health/Lead-Poisoning/Annual-Blood-Lead-Testing-Children-Under-6/Children-Tested>

## HEALTH IMPACTS



Damage to brain & nervous system



Slowed growth & development



Hearing & speech problems



Learning & behavior problems

## HEALTH IMPACTS



Damage to brain & nervous system



Slowed growth & development



Hearing & speech problems



Learning & behavior problems

**CHILDHOOD LEAD POISONING IS  
100% PREVENTABLE**

**IF YOU DON'T TEST,  
YOU DON'T DIAGNOSE.**

**IF YOU DON'T DIAGNOSE,  
YOU CAN'T INTERVENE.**

**CHILDHOOD LEAD POISONING IS  
100% PREVENTABLE**

**IF YOU DON'T TEST,  
YOU DON'T DIAGNOSE.**

**IF YOU DON'T DIAGNOSE,  
YOU CAN'T INTERVENE.**

Contact your local public health agency or the Iowa Department of Public Health for more information on childhood lead poisoning:

**800-972-2026**

Contact your local public health agency or the Iowa Department of Public Health for more information on childhood lead poisoning:

**800-972-2026**



# 2020 CHICKASAW COUNTY IOWA LEAD REPORT CARD

# 2020 CHICKASAW COUNTY IOWA LEAD REPORT CARD

OF ALL CHICKASAW COUNTY CHILDREN 0 TO 6 YEARS OLD ONLY

## 19.40%

WERE TESTED FOR LEAD

ALL CHILDREN SHOULD BE TESTED AT 1 AND 2 YEARS OF AGE

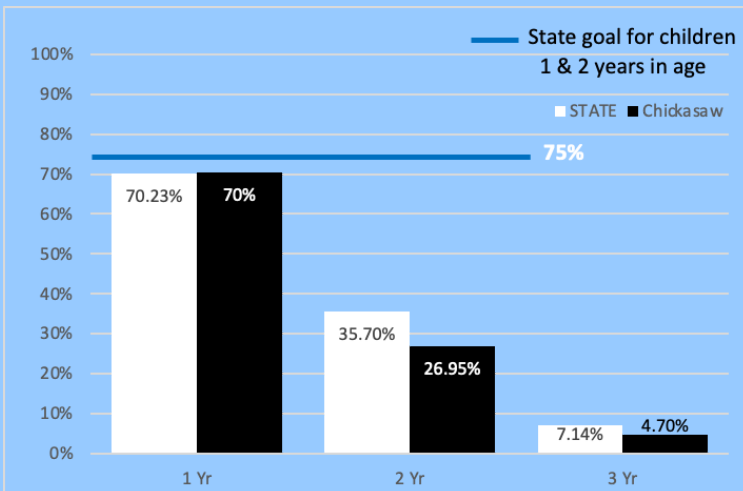
OF ALL CHICKASAW COUNTY CHILDREN 0 TO 6 YEARS OLD ONLY

## 19.40%

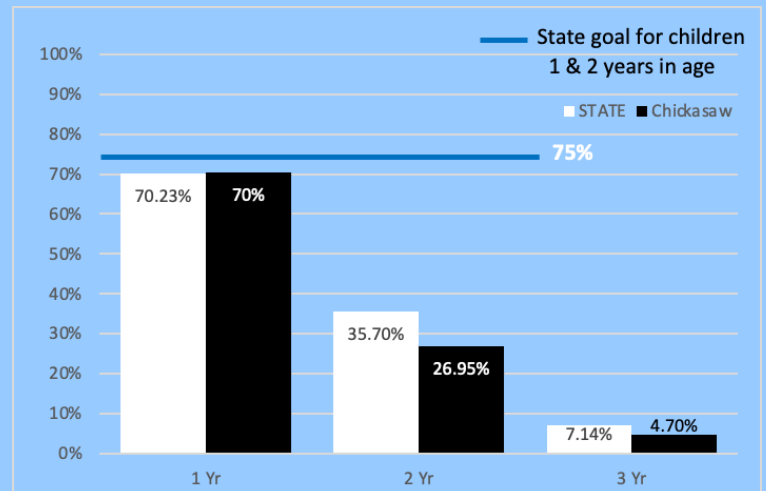
WERE TESTED FOR LEAD

ALL CHILDREN SHOULD BE TESTED AT 1 AND 2 YEARS OF AGE

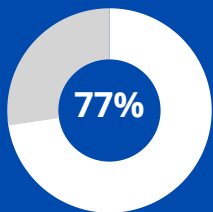
State vs County - Percent of Children Receiving a Blood Lead Test By Age



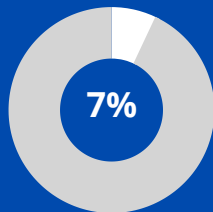
State vs County - Percent of Children Receiving a Blood Lead Test By Age



## RISK FACTORS

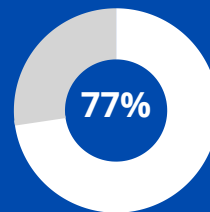


Pre-1979 Housing

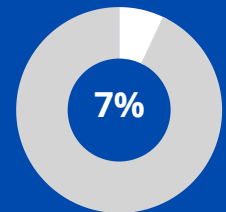


Population Below Poverty Level

## RISK FACTORS



Pre-1979 Housing




Population Below Poverty Level

References:  
Iowa Department of Public Health. (2020). Iowa Public Health Tracking Portal. Retrieved from <https://tracking.idph.iowa.gov/>  
State Library of Iowa. (2020). American Community Survey: Poverty status in the past 12 months.  
State Library of Iowa. (2020). American Community Survey: Year structure built.

References:  
Iowa Department of Public Health. (2020). Iowa Public Health Tracking Portal. Retrieved from <https://tracking.idph.iowa.gov/>  
State Library of Iowa. (2020). American Community Survey: Poverty status in the past 12 months.  
State Library of Iowa. (2020). American Community Survey: Year structure built.


1148 children under the age of 6 had a confirmed elevated blood lead level above 3.5 µg/dL in Iowa in 2020



That is enough to fill 15 school buses

Iowa Public Health Tracking Portal. (2020). Children Tested. Retrieved from <https://tracking.idph.iowa.gov/Health/Lead-Poisoning/Annual-Blood-Lead-Testing-Children-Under-6/Children-Tested>

1148 children under the age of 6 had a confirmed elevated blood lead level above 3.5 µg/dL in Iowa in 2020



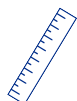
That is enough to fill 15 school buses

Iowa Public Health Tracking Portal. (2020). Children Tested. Retrieved from <https://tracking.idph.iowa.gov/Health/Lead-Poisoning/Annual-Blood-Lead-Testing-Children-Under-6/Children-Tested>

## HEALTH IMPACTS



Damage to brain & nervous system



Slowed growth & development



Hearing & speech problems



Learning & behavior problems



Damage to brain & nervous system



Slowed growth & development



Hearing & speech problems



Learning & behavior problems

**CHILDHOOD LEAD POISONING IS  
100% PREVENTABLE**

**IF YOU DON'T TEST,  
YOU DON'T DIAGNOSE.**

**IF YOU DON'T DIAGNOSE,  
YOU CAN'T INTERVENE.**

Contact your local public health agency or the Iowa Department of Public Health for more information on childhood lead poisoning:

**800-972-2026**

**CHILDHOOD LEAD POISONING IS  
100% PREVENTABLE**

**IF YOU DON'T TEST,  
YOU DON'T DIAGNOSE.**

**IF YOU DON'T DIAGNOSE,  
YOU CAN'T INTERVENE.**

Contact your local public health agency or the Iowa Department of Public Health for more information on childhood lead poisoning:

**800-972-2026**

# 2020 CLARKE COUNTY IOWA LEAD REPORT CARD

# 2020 CLARKE COUNTY IOWA LEAD REPORT CARD

OF ALL CLARKE COUNTY CHILDREN 0 TO 6 YEARS OLD ONLY

## 29.47%

WERE TESTED FOR LEAD

OF ALL CLARKE COUNTY CHILDREN 0 TO 6 YEARS OLD ONLY

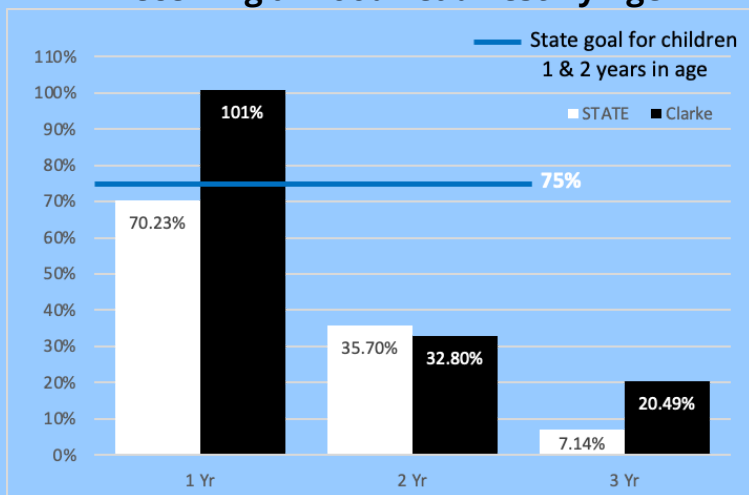
## 29.47%

WERE TESTED FOR LEAD

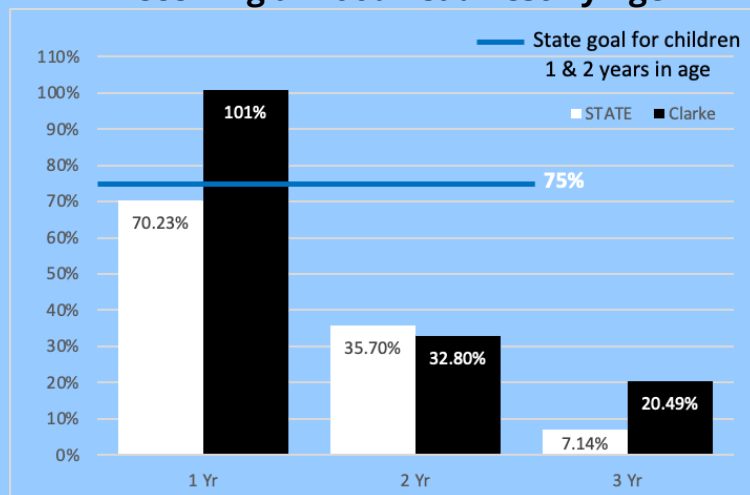
ALL CHILDREN SHOULD BE TESTED AT 1 AND 2 YEARS OF AGE

ALL CHILDREN SHOULD BE TESTED AT 1 AND 2 YEARS OF AGE

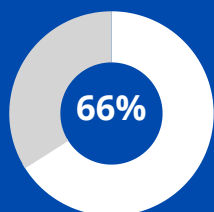
State vs County - Percent of Children Receiving a Blood Lead Test By Age



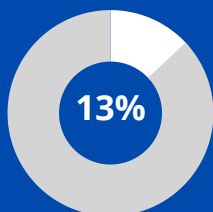
State vs County - Percent of Children Receiving a Blood Lead Test By Age



## RISK FACTORS

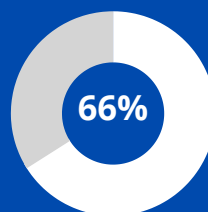


Pre-1979 Housing

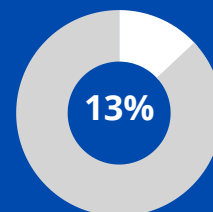


Population Below Poverty Level

## RISK FACTORS



Pre-1979 Housing




Population Below Poverty Level

References:  
Iowa Department of Public Health. (2020). Iowa Public Health Tracking Portal. Retrieved from <https://tracking.idph.iowa.gov/>  
State Library of Iowa. (2020). American Community Survey: Poverty status in the past 12 months.  
State Library of Iowa. (2020). American Community Survey: Year structure built.

References:  
Iowa Department of Public Health. (2020). Iowa Public Health Tracking Portal. Retrieved from <https://tracking.idph.iowa.gov/>  
State Library of Iowa. (2020). American Community Survey: Poverty status in the past 12 months.  
State Library of Iowa. (2020). American Community Survey: Year structure built.


1148 children under the age of 6 had a confirmed elevated blood lead level above 3.5 µg/dL in Iowa in 2020



That is enough to fill 15 school buses

Iowa Public Health Tracking Portal. (2020). Children Tested. Retrieved from <https://tracking.idph.iowa.gov/Health/Lead-Poisoning/Annual-Blood-Lead-Testing-Children-Under-6/Children-Tested>

1148 children under the age of 6 had a confirmed elevated blood lead level above 3.5 µg/dL in Iowa in 2020



That is enough to fill 15 school buses

Iowa Public Health Tracking Portal. (2020). Children Tested. Retrieved from <https://tracking.idph.iowa.gov/Health/Lead-Poisoning/Annual-Blood-Lead-Testing-Children-Under-6/Children-Tested>

## HEALTH IMPACTS



Damage to brain & nervous system



Slowed growth & development



Hearing & speech problems



Learning & behavior problems

## HEALTH IMPACTS



Damage to brain & nervous system



Slowed growth & development



Hearing & speech problems



Learning & behavior problems

**CHILDHOOD LEAD POISONING IS  
100% PREVENTABLE**

**IF YOU DON'T TEST,  
YOU DON'T DIAGNOSE.**

**IF YOU DON'T DIAGNOSE,  
YOU CAN'T INTERVENE.**

**CHILDHOOD LEAD POISONING IS  
100% PREVENTABLE**

**IF YOU DON'T TEST,  
YOU DON'T DIAGNOSE.**

**IF YOU DON'T DIAGNOSE,  
YOU CAN'T INTERVENE.**

Contact your local public health agency or the Iowa Department of Public Health for more information on childhood lead poisoning:

**800-972-2026**

Contact your local public health agency or the Iowa Department of Public Health for more information on childhood lead poisoning:

**800-972-2026**

# 2020 CLAY COUNTY IOWA LEAD REPORT CARD

# 2020 CLAY COUNTY IOWA LEAD REPORT CARD

OF ALL CLAY COUNTY CHILDREN  
0 TO 6 YEARS OLD ONLY

## 25.29%

WERE TESTED FOR LEAD

OF ALL CLAY COUNTY CHILDREN  
0 TO 6 YEARS OLD ONLY

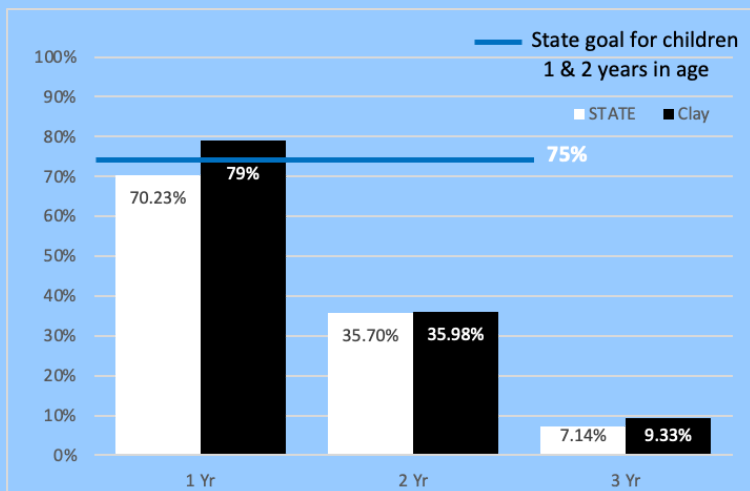
## 25.29%

WERE TESTED FOR LEAD

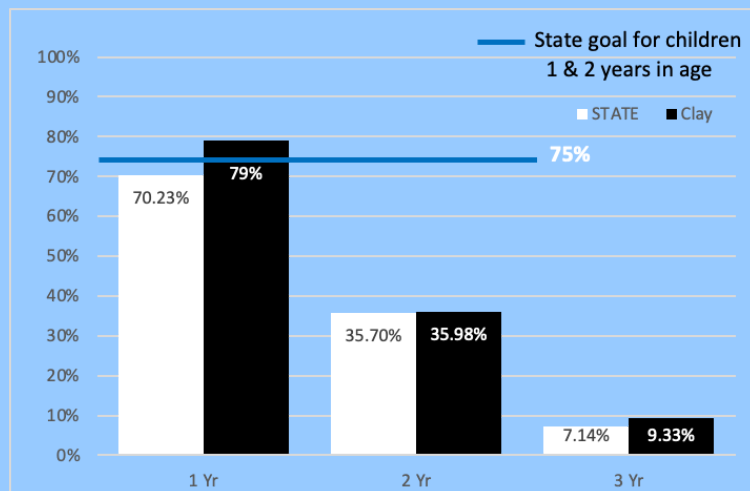
ALL CHILDREN SHOULD BE TESTED  
AT 1 AND 2 YEARS OF AGE

ALL CHILDREN SHOULD BE TESTED  
AT 1 AND 2 YEARS OF AGE

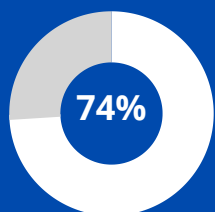
State vs County - Percent of Children  
Receiving a Blood Lead Test By Age



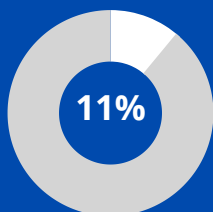
State vs County - Percent of Children  
Receiving a Blood Lead Test By Age



## RISK FACTORS

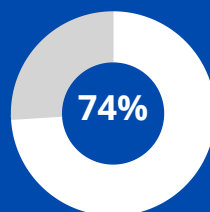


Pre-1979 Housing

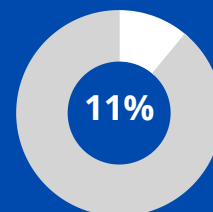


Population Below  
Poverty Level

## RISK FACTORS



Pre-1979 Housing




Population Below  
Poverty Level

References:  
Iowa Department of Public Health. (2020). Iowa Public Health Tracking Portal. Retrieved from <https://tracking.idph.iowa.gov/>  
State Library of Iowa. (2020). American Community Survey: Poverty status in the past 12 months.  
State Library of Iowa. (2020). American Community Survey: Year structure built.

References:  
Iowa Department of Public Health. (2020). Iowa Public Health Tracking Portal. Retrieved from <https://tracking.idph.iowa.gov/>  
State Library of Iowa. (2020). American Community Survey: Poverty status in the past 12 months.  
State Library of Iowa. (2020). American Community Survey: Year structure built.


1148 children under the age of 6 had a confirmed elevated blood lead level above 3.5 µg/dL in Iowa in 2020



That is enough to fill 15 school buses

Iowa Public Health Tracking Portal. (2020). Children Tested. Retrieved from <https://tracking.idph.iowa.gov/Health/Lead-Poisoning/Annual-Blood-Lead-Testing-Children-Under-6/Children-Tested>

1148 children under the age of 6 had a confirmed elevated blood lead level above 3.5 µg/dL in Iowa in 2020



That is enough to fill 15 school buses

Iowa Public Health Tracking Portal. (2020). Children Tested. Retrieved from <https://tracking.idph.iowa.gov/Health/Lead-Poisoning/Annual-Blood-Lead-Testing-Children-Under-6/Children-Tested>

## HEALTH IMPACTS



Damage to brain & nervous system



Slowed growth & development



Hearing & speech problems



Learning & behavior problems

## HEALTH IMPACTS



Damage to brain & nervous system



Slowed growth & development



Hearing & speech problems



Learning & behavior problems

**CHILDHOOD LEAD POISONING IS  
100% PREVENTABLE**

**IF YOU DON'T TEST,  
YOU DON'T DIAGNOSE.**

**IF YOU DON'T DIAGNOSE,  
YOU CAN'T INTERVENE.**

**CHILDHOOD LEAD POISONING IS  
100% PREVENTABLE**

**IF YOU DON'T TEST,  
YOU DON'T DIAGNOSE.**

**IF YOU DON'T DIAGNOSE,  
YOU CAN'T INTERVENE.**

Contact your local public health agency or the Iowa Department of Public Health for more information on childhood lead poisoning:

**800-972-2026**

Contact your local public health agency or the Iowa Department of Public Health for more information on childhood lead poisoning:

**800-972-2026**

# 2020 CLAYTON COUNTY IOWA LEAD REPORT CARD

# 2020 CLAYTON COUNTY IOWA LEAD REPORT CARD

OF ALL CLAYTON COUNTY CHILDREN  
0 TO 6 YEARS OLD ONLY

## 19.12%

WERE TESTED FOR LEAD

OF ALL CLAYTON COUNTY CHILDREN  
0 TO 6 YEARS OLD ONLY

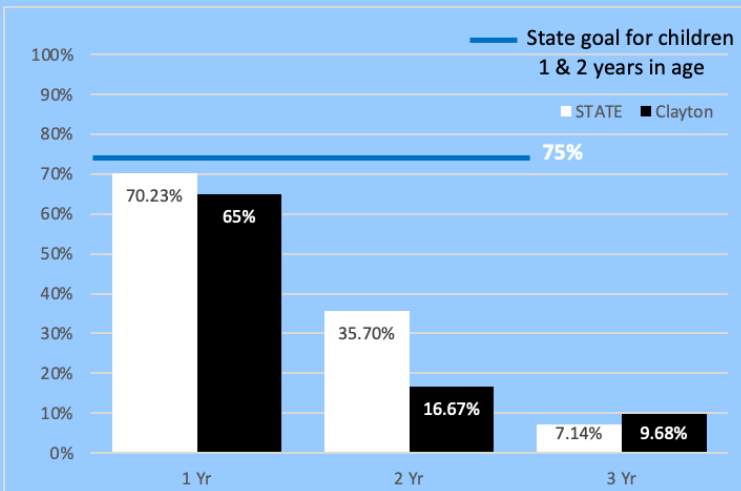
## 19.12%

WERE TESTED FOR LEAD

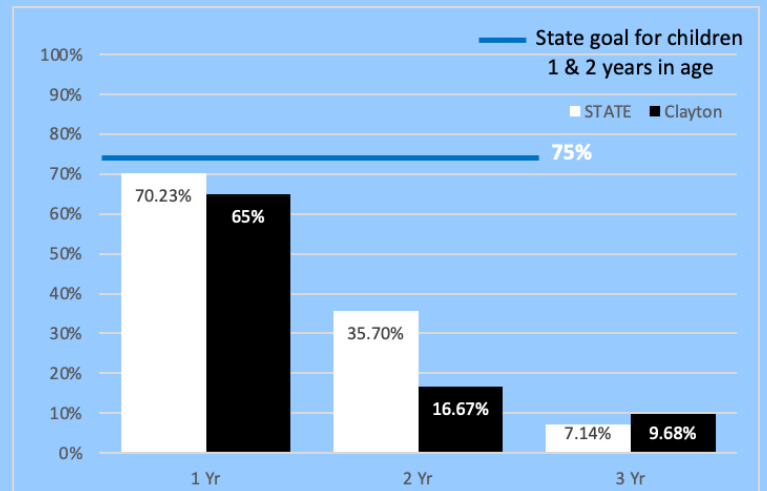
ALL CHILDREN SHOULD BE TESTED  
AT 1 AND 2 YEARS OF AGE

ALL CHILDREN SHOULD BE TESTED  
AT 1 AND 2 YEARS OF AGE

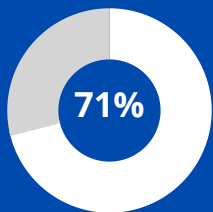
State vs County - Percent of Children  
Receiving a Blood Lead Test By Age



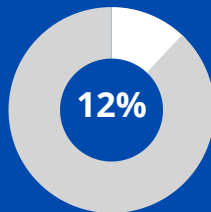
State vs County - Percent of Children  
Receiving a Blood Lead Test By Age



## RISK FACTORS

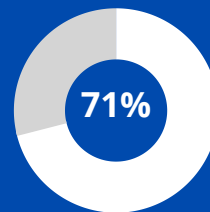


Pre-1979 Housing

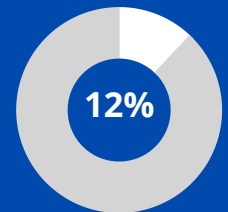


Population Below  
Poverty Level

## RISK FACTORS



Pre-1979 Housing




Population Below  
Poverty Level

References:  
Iowa Department of Public Health. (2020). Iowa Public Health Tracking Portal. Retrieved from <https://tracking.idph.iowa.gov/>  
State Library of Iowa. (2020). American Community Survey: Poverty status in the past 12 months.  
State Library of Iowa. (2020). American Community Survey: Year structure built.

References:  
Iowa Department of Public Health. (2020). Iowa Public Health Tracking Portal. Retrieved from <https://tracking.idph.iowa.gov/>  
State Library of Iowa. (2020). American Community Survey: Poverty status in the past 12 months.  
State Library of Iowa. (2020). American Community Survey: Year structure built.


1148 children under the age of 6 had a confirmed elevated blood lead level above 3.5 µg/dL in Iowa in 2020



That is enough to fill 15 school buses

Iowa Public Health Tracking Portal. (2020). Children Tested. Retrieved from <https://tracking.idph.iowa.gov/Health/Lead-Poisoning/Annual-Blood-Lead-Testing-Children-Under-6/Children-Tested>

1148 children under the age of 6 had a confirmed elevated blood lead level above 3.5 µg/dL in Iowa in 2020



That is enough to fill 15 school buses

Iowa Public Health Tracking Portal. (2020). Children Tested. Retrieved from <https://tracking.idph.iowa.gov/Health/Lead-Poisoning/Annual-Blood-Lead-Testing-Children-Under-6/Children-Tested>

## HEALTH IMPACTS



Damage to brain & nervous system



Slowed growth & development



Hearing & speech problems



Learning & behavior problems

## HEALTH IMPACTS



Damage to brain & nervous system



Slowed growth & development



Hearing & speech problems



Learning & behavior problems

**CHILDHOOD LEAD POISONING IS  
100% PREVENTABLE**

**IF YOU DON'T TEST,  
YOU DON'T DIAGNOSE.**

**IF YOU DON'T DIAGNOSE,  
YOU CAN'T INTERVENE.**

**CHILDHOOD LEAD POISONING IS  
100% PREVENTABLE**

**IF YOU DON'T TEST,  
YOU DON'T DIAGNOSE.**

**IF YOU DON'T DIAGNOSE,  
YOU CAN'T INTERVENE.**

Contact your local public health agency or the Iowa Department of Public Health for more information on childhood lead poisoning:

**800-972-2026**

Contact your local public health agency or the Iowa Department of Public Health for more information on childhood lead poisoning:

**800-972-2026**



# 2020 CLINTON COUNTY IOWA LEAD REPORT CARD

# 2020 CLINTON COUNTY IOWA LEAD REPORT CARD

OF ALL CLINTON COUNTY CHILDREN 0 TO 6 YEARS OLD ONLY

## 27.28%

WERE TESTED FOR LEAD

OF ALL CLINTON COUNTY CHILDREN 0 TO 6 YEARS OLD ONLY

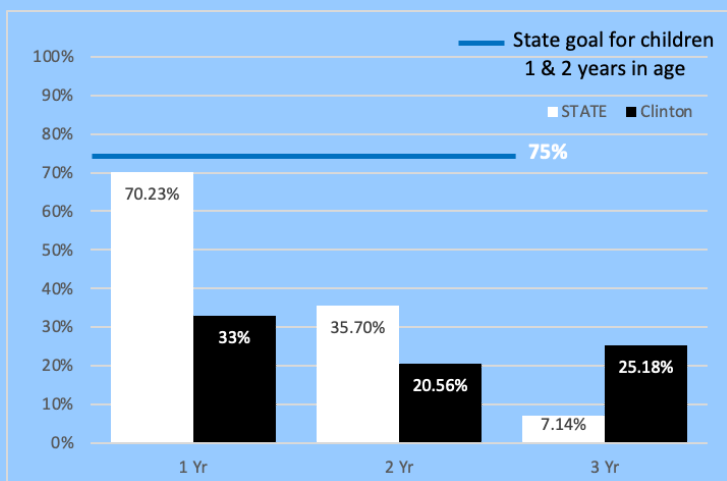
## 27.28%

WERE TESTED FOR LEAD

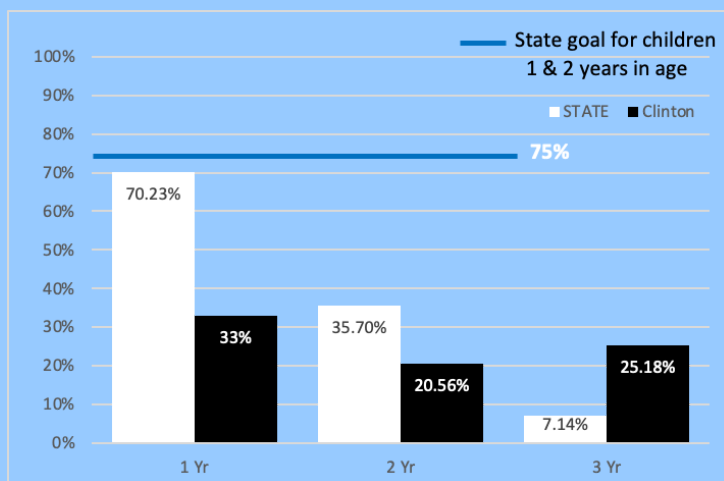
ALL CHILDREN SHOULD BE TESTED AT 1 AND 2 YEARS OF AGE

ALL CHILDREN SHOULD BE TESTED AT 1 AND 2 YEARS OF AGE

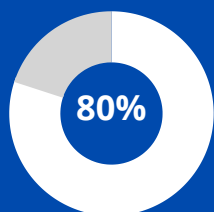
State vs County - Percent of Children Receiving a Blood Lead Test By Age



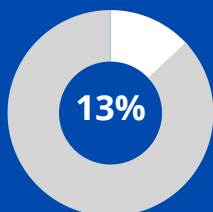
State vs County - Percent of Children Receiving a Blood Lead Test By Age



## RISK FACTORS

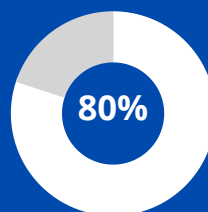


Pre-1979 Housing

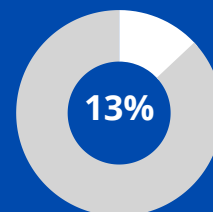


Population Below Poverty Level

## RISK FACTORS



Pre-1979 Housing



Population Below Poverty Level

References:  
Iowa Department of Public Health. (2020). Iowa Public Health Tracking Portal. Retrieved from <https://tracking.idph.iowa.gov/>  
State Library of Iowa. (2020). American Community Survey: Poverty status in the past 12 months.  
State Library of Iowa. (2020). American Community Survey: Year structure built.

References:  
Iowa Department of Public Health. (2020). Iowa Public Health Tracking Portal. Retrieved from <https://tracking.idph.iowa.gov/>  
State Library of Iowa. (2020). American Community Survey: Poverty status in the past 12 months.  
State Library of Iowa. (2020). American Community Survey: Year structure built.

1148 children under the age of 6 had a confirmed elevated blood lead level above 3.5 µg/dL in Iowa in 2020



That is enough to fill 15 school buses

Iowa Public Health Tracking Portal. (2020). Children Tested. Retrieved from <https://tracking.idph.iowa.gov/Health/Lead-Poisoning/Annual-Blood-Lead-Testing-Children-Under-6/Children-Tested>

1148 children under the age of 6 had a confirmed elevated blood lead level above 3.5 µg/dL in Iowa in 2020



That is enough to fill 15 school buses

Iowa Public Health Tracking Portal. (2020). Children Tested. Retrieved from <https://tracking.idph.iowa.gov/Health/Lead-Poisoning/Annual-Blood-Lead-Testing-Children-Under-6/Children-Tested>

## HEALTH IMPACTS



Damage to brain & nervous system



Slowed growth & development



Hearing & speech problems



Learning & behavior problems

## HEALTH IMPACTS



Damage to brain & nervous system



Slowed growth & development



Hearing & speech problems



Learning & behavior problems

**CHILDHOOD LEAD POISONING IS  
100% PREVENTABLE**

**IF YOU DON'T TEST,  
YOU DON'T DIAGNOSE.**

**IF YOU DON'T DIAGNOSE,  
YOU CAN'T INTERVENE.**

**CHILDHOOD LEAD POISONING IS  
100% PREVENTABLE**

**IF YOU DON'T TEST,  
YOU DON'T DIAGNOSE.**

**IF YOU DON'T DIAGNOSE,  
YOU CAN'T INTERVENE.**

Contact your local public health agency or the Iowa Department of Public Health for more information on childhood lead poisoning:

**800-972-2026**

Contact your local public health agency or the Iowa Department of Public Health for more information on childhood lead poisoning:

**800-972-2026**

# 2020 CRAWFORD COUNTY IOWA LEAD REPORT CARD

# 2020 CRAWFORD COUNTY IOWA LEAD REPORT CARD

OF ALL CRAWFORD COUNTY CHILDREN 0 TO 6 YEARS OLD ONLY

# 12.82%

WERE TESTED FOR LEAD

OF ALL CRAWFORD COUNTY CHILDREN 0 TO 6 YEARS OLD ONLY

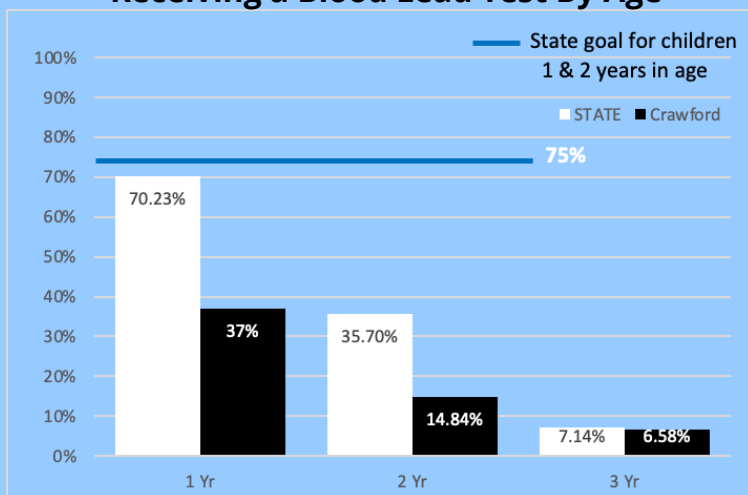
# 12.82%

WERE TESTED FOR LEAD

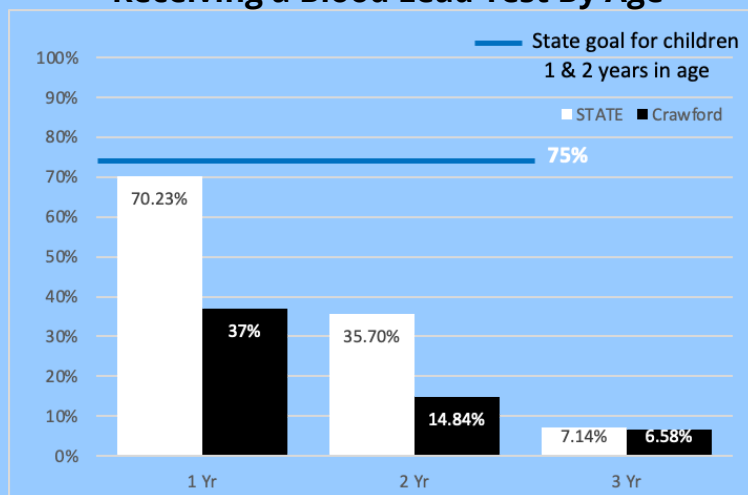
ALL CHILDREN SHOULD BE TESTED AT 1 AND 2 YEARS OF AGE

ALL CHILDREN SHOULD BE TESTED AT 1 AND 2 YEARS OF AGE

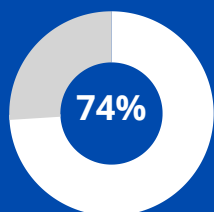
State vs County - Percent of Children Receiving a Blood Lead Test By Age



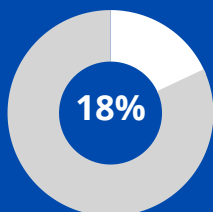
State vs County - Percent of Children Receiving a Blood Lead Test By Age



## RISK FACTORS

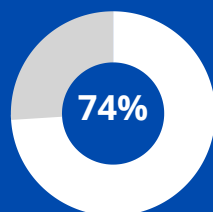


Pre-1979 Housing

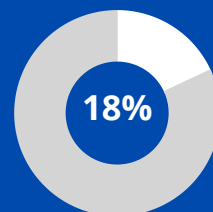


Population Below Poverty Level

## RISK FACTORS



Pre-1979 Housing



Population Below Poverty Level


References:  
Iowa Department of Public Health. (2020). Iowa Public Health Tracking Portal. Retrieved from <https://tracking.idph.iowa.gov/>  
State Library of Iowa. (2020). American Community Survey: Poverty status in the past 12 months.  
State Library of Iowa. (2020). American Community Survey: Year structure built.



References:  
Iowa Department of Public Health. (2020). Iowa Public Health Tracking Portal. Retrieved from <https://tracking.idph.iowa.gov/>  
State Library of Iowa. (2020). American Community Survey: Poverty status in the past 12 months.  
State Library of Iowa. (2020). American Community Survey: Year structure built.




1148 children under the age of 6 had a confirmed elevated blood lead level above 3.5 µg/dL in Iowa in 2020



That is enough to fill 15 school buses

Iowa Public Health Tracking Portal. (2020). Children Tested. Retrieved from <https://tracking.idph.iowa.gov/Health/Lead-Poisoning/Annual-Blood-Lead-Testing-Children-Under-6/Children-Tested>

1148 children under the age of 6 had a confirmed elevated blood lead level above 3.5 µg/dL in Iowa in 2020



That is enough to fill 15 school buses

Iowa Public Health Tracking Portal. (2020). Children Tested. Retrieved from <https://tracking.idph.iowa.gov/Health/Lead-Poisoning/Annual-Blood-Lead-Testing-Children-Under-6/Children-Tested>

## HEALTH IMPACTS



Damage to brain & nervous system



Slowed growth & development



Hearing & speech problems



Learning & behavior problems



Damage to brain & nervous system



Slowed growth & development



Hearing & speech problems



Learning & behavior problems

**CHILDHOOD LEAD POISONING IS  
100% PREVENTABLE**

**IF YOU DON'T TEST,  
YOU DON'T DIAGNOSE.**

**IF YOU DON'T DIAGNOSE,  
YOU CAN'T INTERVENE.**

Contact your local public health agency or the Iowa Department of Public Health for more information on childhood lead poisoning:

**800-972-2026**

**CHILDHOOD LEAD POISONING IS  
100% PREVENTABLE**

**IF YOU DON'T TEST,  
YOU DON'T DIAGNOSE.**

**IF YOU DON'T DIAGNOSE,  
YOU CAN'T INTERVENE.**

Contact your local public health agency or the Iowa Department of Public Health for more information on childhood lead poisoning:

**800-972-2026**

# 2020 DALLAS COUNTY IOWA LEAD REPORT CARD

# 2020 DALLAS COUNTY IOWA LEAD REPORT CARD

OF ALL DALLAS COUNTY CHILDREN 0 TO 6 YEARS OLD ONLY

## 23.44%

WERE TESTED FOR LEAD

OF ALL DALLAS COUNTY CHILDREN 0 TO 6 YEARS OLD ONLY

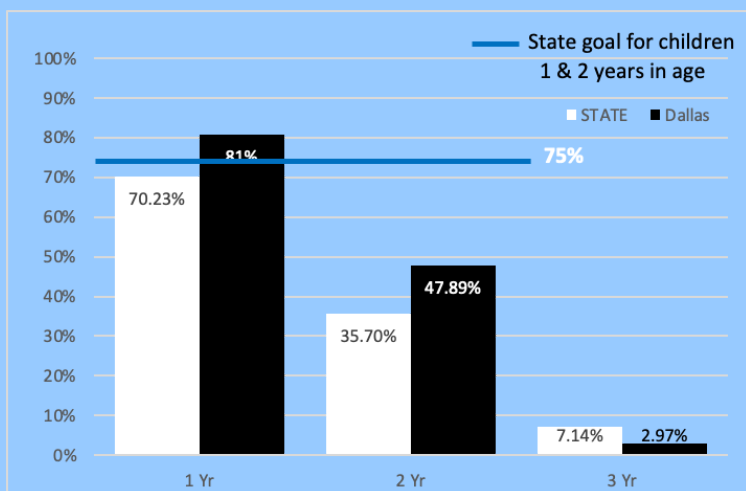
## 23.44%

WERE TESTED FOR LEAD

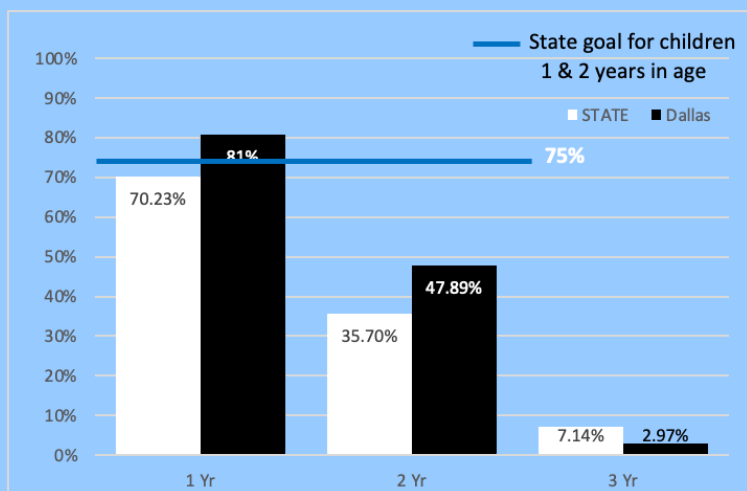
ALL CHILDREN SHOULD BE TESTED AT 1 AND 2 YEARS OF AGE

ALL CHILDREN SHOULD BE TESTED AT 1 AND 2 YEARS OF AGE

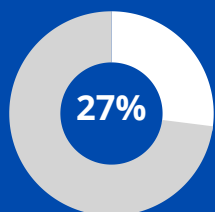
State vs County - Percent of Children Receiving a Blood Lead Test By Age



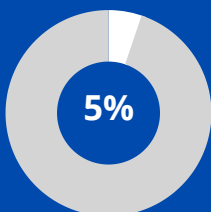
State vs County - Percent of Children Receiving a Blood Lead Test By Age



## RISK FACTORS

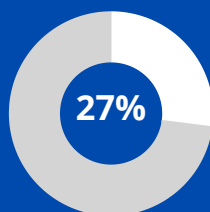


Pre-1979 Housing

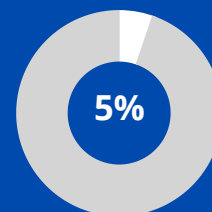


Population Below Poverty Level

## RISK FACTORS



Pre-1979 Housing




Population Below Poverty Level

References:  
Iowa Department of Public Health. (2020). Iowa Public Health Tracking Portal. Retrieved from <https://tracking.idph.iowa.gov/>  
State Library of Iowa. (2020). American Community Survey: Poverty status in the past 12 months.  
State Library of Iowa. (2020). American Community Survey: Year structure built.

References:  
Iowa Department of Public Health. (2020). Iowa Public Health Tracking Portal. Retrieved from <https://tracking.idph.iowa.gov/>  
State Library of Iowa. (2020). American Community Survey: Poverty status in the past 12 months.  
State Library of Iowa. (2020). American Community Survey: Year structure built.


1148 children under the age of 6 had a confirmed elevated blood lead level above 3.5 µg/dL in Iowa in 2020



That is enough to fill 15 school buses

Iowa Public Health Tracking Portal. (2020). Children Tested. Retrieved from <https://tracking.idph.iowa.gov/Health/Lead-Poisoning/Annual-Blood-Lead-Testing-Children-Under-6/Children-Tested>

1148 children under the age of 6 had a confirmed elevated blood lead level above 3.5 µg/dL in Iowa in 2020



That is enough to fill 15 school buses

Iowa Public Health Tracking Portal. (2020). Children Tested. Retrieved from <https://tracking.idph.iowa.gov/Health/Lead-Poisoning/Annual-Blood-Lead-Testing-Children-Under-6/Children-Tested>

## HEALTH IMPACTS



Damage to brain & nervous system



Slowed growth & development



Hearing & speech problems



Learning & behavior problems

## HEALTH IMPACTS



Damage to brain & nervous system



Slowed growth & development



Hearing & speech problems



Learning & behavior problems

**CHILDHOOD LEAD POISONING IS  
100% PREVENTABLE**

**IF YOU DON'T TEST,  
YOU DON'T DIAGNOSE.**

**IF YOU DON'T DIAGNOSE,  
YOU CAN'T INTERVENE.**

**CHILDHOOD LEAD POISONING IS  
100% PREVENTABLE**

**IF YOU DON'T TEST,  
YOU DON'T DIAGNOSE.**

**IF YOU DON'T DIAGNOSE,  
YOU CAN'T INTERVENE.**

Contact your local public health agency or the Iowa Department of Public Health for more information on childhood lead poisoning:

**800-972-2026**

Contact your local public health agency or the Iowa Department of Public Health for more information on childhood lead poisoning:

**800-972-2026**

# 2020 DAVIS COUNTY IOWA LEAD REPORT CARD

# 2020 DAVIS COUNTY IOWA LEAD REPORT CARD

OF ALL DAVIS COUNTY CHILDREN  
0 TO 6 YEARS OLD ONLY

## 12.22%

WERE TESTED FOR LEAD

OF ALL DAVIS COUNTY CHILDREN  
0 TO 6 YEARS OLD ONLY

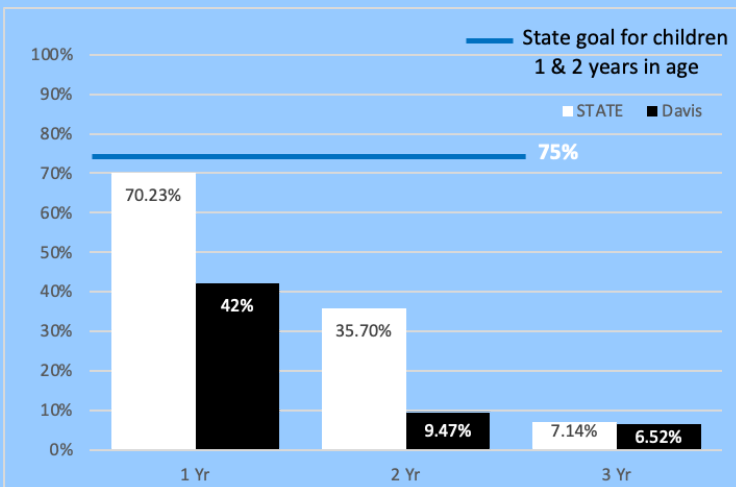
## 12.22%

WERE TESTED FOR LEAD

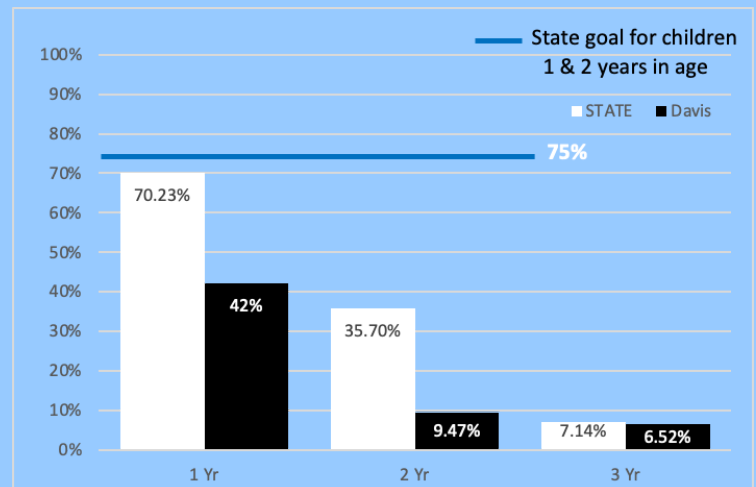
ALL CHILDREN SHOULD BE TESTED  
AT 1 AND 2 YEARS OF AGE

ALL CHILDREN SHOULD BE TESTED  
AT 1 AND 2 YEARS OF AGE

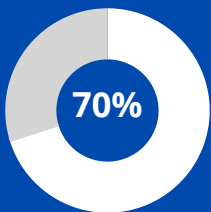
State vs County - Percent of Children  
Receiving a Blood Lead Test By Age



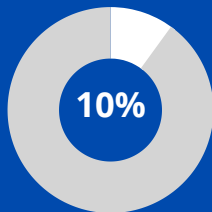
State vs County - Percent of Children  
Receiving a Blood Lead Test By Age



## RISK FACTORS

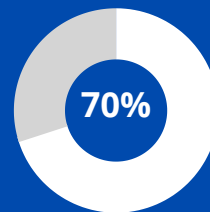


Pre-1979 Housing

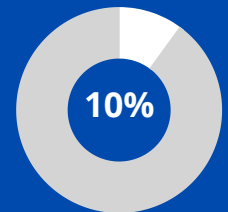


Population Below  
Poverty Level

## RISK FACTORS



Pre-1979 Housing




Population Below  
Poverty Level

References:  
Iowa Department of Public Health. (2020). Iowa Public Health Tracking Portal. Retrieved from <https://tracking.idph.iowa.gov/>  
State Library of Iowa. (2020). American Community Survey: Poverty status in the past 12 months.  
State Library of Iowa. (2020). American Community Survey: Year structure built.

References:  
Iowa Department of Public Health. (2020). Iowa Public Health Tracking Portal. Retrieved from <https://tracking.idph.iowa.gov/>  
State Library of Iowa. (2020). American Community Survey: Poverty status in the past 12 months.  
State Library of Iowa. (2020). American Community Survey: Year structure built.


1148 children under the age of 6 had a confirmed elevated blood lead level above 3.5 µg/dL in Iowa in 2020



That is enough to fill 15 school buses

Iowa Public Health Tracking Portal. (2020). Children Tested. Retrieved from <https://tracking.idph.iowa.gov/Health/Lead-Poisoning/Annual-Blood-Lead-Testing-Children-Under-6/Children-Tested>

1148 children under the age of 6 had a confirmed elevated blood lead level above 3.5 µg/dL in Iowa in 2020



That is enough to fill 15 school buses

Iowa Public Health Tracking Portal. (2020). Children Tested. Retrieved from <https://tracking.idph.iowa.gov/Health/Lead-Poisoning/Annual-Blood-Lead-Testing-Children-Under-6/Children-Tested>

## HEALTH IMPACTS



Damage to brain & nervous system



Slowed growth & development



Hearing & speech problems



Learning & behavior problems



Damage to brain & nervous system



Slowed growth & development



Hearing & speech problems



Learning & behavior problems

**CHILDHOOD LEAD POISONING IS  
100% PREVENTABLE**

**IF YOU DON'T TEST,  
YOU DON'T DIAGNOSE.**

**IF YOU DON'T DIAGNOSE,  
YOU CAN'T INTERVENE.**

Contact your local public health agency or the Iowa Department of Public Health for more information on childhood lead poisoning:

**800-972-2026**

**CHILDHOOD LEAD POISONING IS  
100% PREVENTABLE**

**IF YOU DON'T TEST,  
YOU DON'T DIAGNOSE.**

**IF YOU DON'T DIAGNOSE,  
YOU CAN'T INTERVENE.**

Contact your local public health agency or the Iowa Department of Public Health for more information on childhood lead poisoning:

**800-972-2026**



# 2020 DECATUR COUNTY IOWA LEAD REPORT CARD

# 2020 DECATUR COUNTY IOWA LEAD REPORT CARD

OF ALL DECATUR COUNTY CHILDREN 0 TO 6 YEARS OLD ONLY

# 15.10%

WERE TESTED FOR LEAD

OF ALL DECATUR COUNTY CHILDREN 0 TO 6 YEARS OLD ONLY

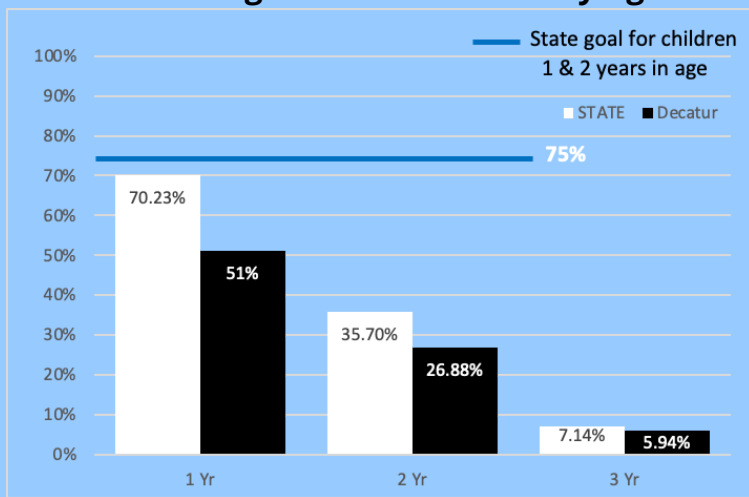
# 15.10%

WERE TESTED FOR LEAD

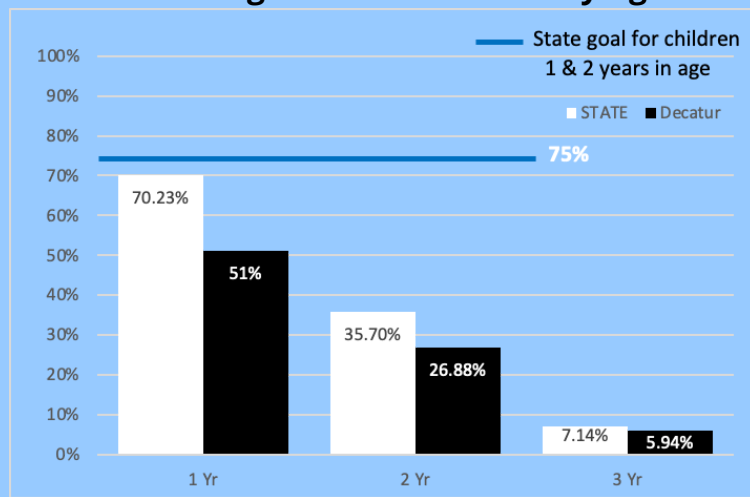
ALL CHILDREN SHOULD BE TESTED AT 1 AND 2 YEARS OF AGE

ALL CHILDREN SHOULD BE TESTED AT 1 AND 2 YEARS OF AGE

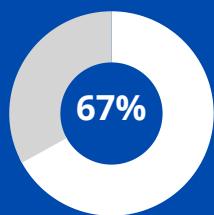
State vs County - Percent of Children Receiving a Blood Lead Test By Age



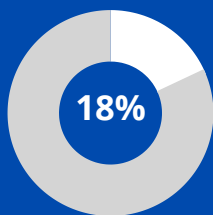
State vs County - Percent of Children Receiving a Blood Lead Test By Age



## RISK FACTORS

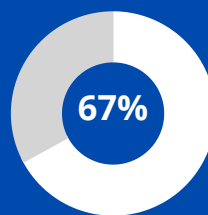


Pre-1979 Housing

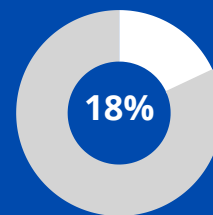


Population Below Poverty Level

## RISK FACTORS



Pre-1979 Housing




Population Below Poverty Level

References:  
Iowa Department of Public Health. (2020). Iowa Public Health Tracking Portal. Retrieved from <https://tracking.idph.iowa.gov/>  
State Library of Iowa. (2020). American Community Survey: Poverty status in the past 12 months.  
State Library of Iowa. (2020). American Community Survey: Year structure built.

References:  
Iowa Department of Public Health. (2020). Iowa Public Health Tracking Portal. Retrieved from <https://tracking.idph.iowa.gov/>  
State Library of Iowa. (2020). American Community Survey: Poverty status in the past 12 months.  
State Library of Iowa. (2020). American Community Survey: Year structure built.


1148 children under the age of 6 had a confirmed elevated blood lead level above 3.5 µg/dL in Iowa in 2020



That is enough to fill 15 school buses

Iowa Public Health Tracking Portal. (2020). Children Tested. Retrieved from <https://tracking.idph.iowa.gov/Health/Lead-Poisoning/Annual-Blood-Lead-Testing-Children-Under-6/Children-Tested>

1148 children under the age of 6 had a confirmed elevated blood lead level above 3.5 µg/dL in Iowa in 2020



That is enough to fill 15 school buses

Iowa Public Health Tracking Portal. (2020). Children Tested. Retrieved from <https://tracking.idph.iowa.gov/Health/Lead-Poisoning/Annual-Blood-Lead-Testing-Children-Under-6/Children-Tested>

## HEALTH IMPACTS



Damage to brain & nervous system



Slowed growth & development



Hearing & speech problems



Learning & behavior problems

## HEALTH IMPACTS



Damage to brain & nervous system



Slowed growth & development



Hearing & speech problems



Learning & behavior problems

**CHILDHOOD LEAD POISONING IS  
100% PREVENTABLE**

**IF YOU DON'T TEST,  
YOU DON'T DIAGNOSE.**

**IF YOU DON'T DIAGNOSE,  
YOU CAN'T INTERVENE.**

**CHILDHOOD LEAD POISONING IS  
100% PREVENTABLE**

**IF YOU DON'T TEST,  
YOU DON'T DIAGNOSE.**

**IF YOU DON'T DIAGNOSE,  
YOU CAN'T INTERVENE.**

Contact your local public health agency or the Iowa Department of Public Health for more information on childhood lead poisoning:

**800-972-2026**

Contact your local public health agency or the Iowa Department of Public Health for more information on childhood lead poisoning:

**800-972-2026**

# 2020 DELAWARE COUNTY IOWA LEAD REPORT CARD

# 2020 DELAWARE COUNTY IOWA LEAD REPORT CARD

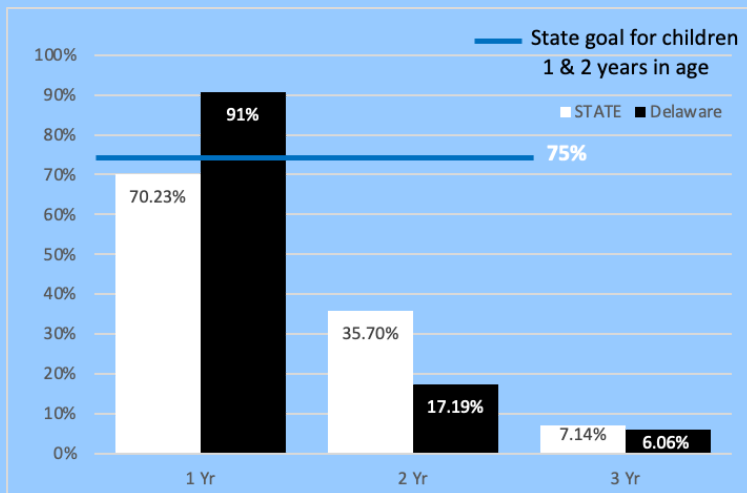
OF ALL DELAWARE COUNTY CHILDREN  
0 TO 6 YEARS OLD ONLY

# 24.15%

WERE TESTED FOR LEAD

ALL CHILDREN SHOULD BE TESTED  
AT 1 AND 2 YEARS OF AGE

State vs County - Percent of Children  
Receiving a Blood Lead Test By Age



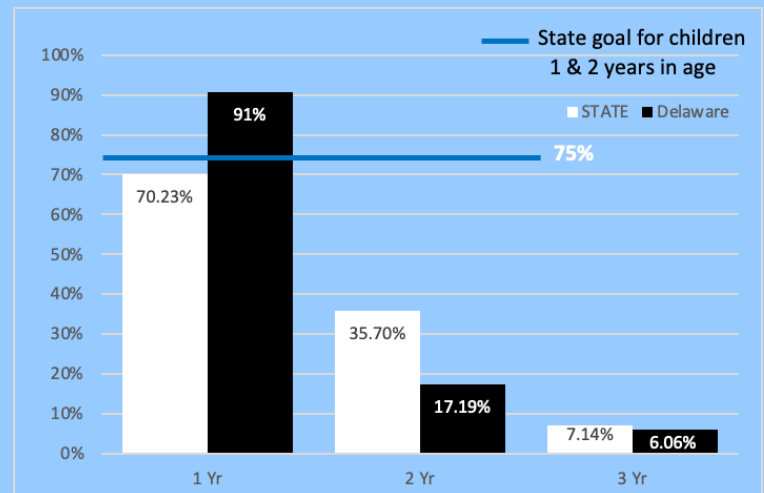
OF ALL DELAWARE COUNTY CHILDREN  
0 TO 6 YEARS OLD ONLY

# 24.15%

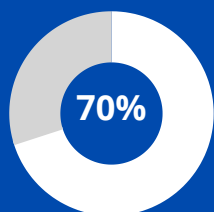
WERE TESTED FOR LEAD

ALL CHILDREN SHOULD BE TESTED  
AT 1 AND 2 YEARS OF AGE

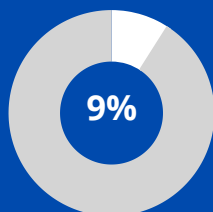
State vs County - Percent of Children  
Receiving a Blood Lead Test By Age



## RISK FACTORS

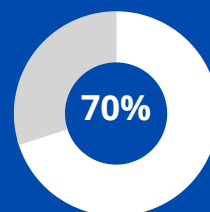


Pre-1979 Housing

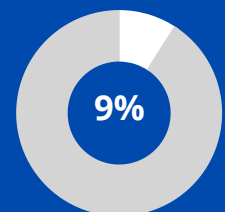


Population Below  
Poverty Level

## RISK FACTORS



Pre-1979 Housing




Population Below  
Poverty Level

References:  
Iowa Department of Public Health. (2020). Iowa Public Health Tracking Portal. Retrieved from <https://tracking.idph.iowa.gov/>  
State Library of Iowa. (2020). American Community Survey: Poverty status in the past 12 months.  
State Library of Iowa. (2020). American Community Survey: Year structure built.

References:  
Iowa Department of Public Health. (2020). Iowa Public Health Tracking Portal. Retrieved from <https://tracking.idph.iowa.gov/>  
State Library of Iowa. (2020). American Community Survey: Poverty status in the past 12 months.  
State Library of Iowa. (2020). American Community Survey: Year structure built.


1148 children under the age of 6 had a confirmed elevated blood lead level above 3.5 µg/dL in Iowa in 2020



That is enough to fill 15 school buses

Iowa Public Health Tracking Portal. (2020). Children Tested. Retrieved from <https://tracking.idph.iowa.gov/Health/Lead-Poisoning/Annual-Blood-Lead-Testing-Children-Under-6/Children-Tested>

1148 children under the age of 6 had a confirmed elevated blood lead level above 3.5 µg/dL in Iowa in 2020



That is enough to fill 15 school buses

Iowa Public Health Tracking Portal. (2020). Children Tested. Retrieved from <https://tracking.idph.iowa.gov/Health/Lead-Poisoning/Annual-Blood-Lead-Testing-Children-Under-6/Children-Tested>

## HEALTH IMPACTS



Damage to brain & nervous system



Slowed growth & development



Hearing & speech problems



Learning & behavior problems



Damage to brain & nervous system



Slowed growth & development



Hearing & speech problems



Learning & behavior problems

**CHILDHOOD LEAD POISONING IS  
100% PREVENTABLE**

**IF YOU DON'T TEST,  
YOU DON'T DIAGNOSE.**

**IF YOU DON'T DIAGNOSE,  
YOU CAN'T INTERVENE.**

Contact your local public health agency or the Iowa Department of Public Health for more information on childhood lead poisoning:

**800-972-2026**

**CHILDHOOD LEAD POISONING IS  
100% PREVENTABLE**

**IF YOU DON'T TEST,  
YOU DON'T DIAGNOSE.**

**IF YOU DON'T DIAGNOSE,  
YOU CAN'T INTERVENE.**

Contact your local public health agency or the Iowa Department of Public Health for more information on childhood lead poisoning:

**800-972-2026**

# 2020 DES MOINES COUNTY IOWA LEAD REPORT CARD

# 2020 DES MOINES COUNTY IOWA LEAD REPORT CARD

OF ALL DES MOINES COUNTY CHILDREN 0 TO 6 YEARS OLD ONLY

## 26.55%

WERE TESTED FOR LEAD

OF ALL DES MOINES COUNTY CHILDREN 0 TO 6 YEARS OLD ONLY

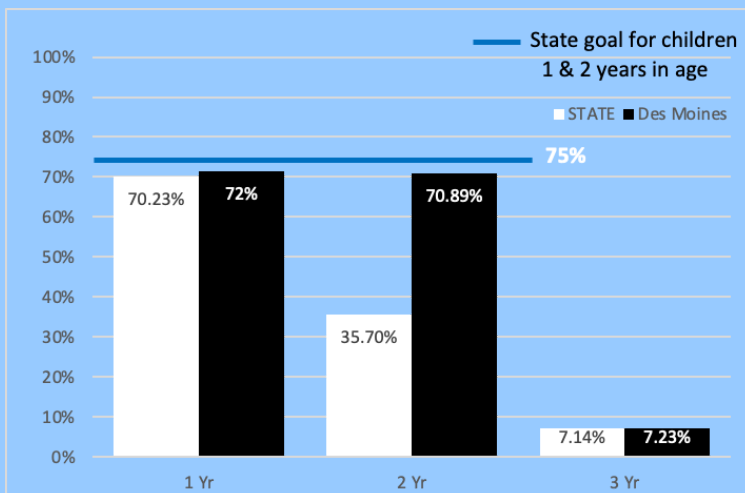
## 26.55%

WERE TESTED FOR LEAD

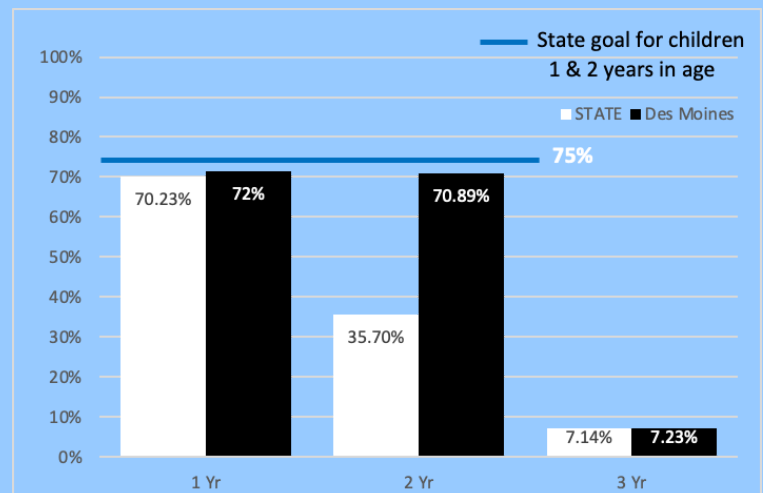
ALL CHILDREN SHOULD BE TESTED AT 1 AND 2 YEARS OF AGE

ALL CHILDREN SHOULD BE TESTED AT 1 AND 2 YEARS OF AGE

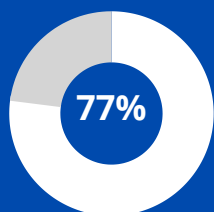
State vs County - Percent of Children Receiving a Blood Lead Test By Age



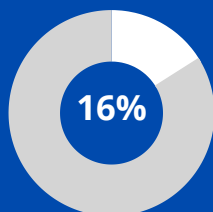
State vs County - Percent of Children Receiving a Blood Lead Test By Age



## RISK FACTORS

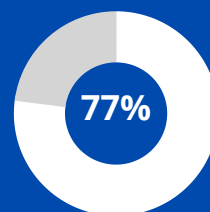


Pre-1979 Housing

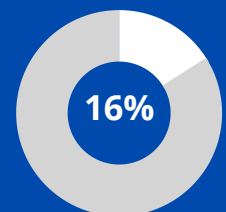


Population Below Poverty Level

## RISK FACTORS



Pre-1979 Housing




Population Below Poverty Level

References:  
Iowa Department of Public Health. (2020). Iowa Public Health Tracking Portal. Retrieved from <https://tracking.idph.iowa.gov/>  
State Library of Iowa. (2020). American Community Survey: Poverty status in the past 12 months.  
State Library of Iowa. (2020). American Community Survey: Year structure built.

References:  
Iowa Department of Public Health. (2020). Iowa Public Health Tracking Portal. Retrieved from <https://tracking.idph.iowa.gov/>  
State Library of Iowa. (2020). American Community Survey: Poverty status in the past 12 months.  
State Library of Iowa. (2020). American Community Survey: Year structure built.


1148 children under the age of 6 had a confirmed elevated blood lead level above 3.5 µg/dL in Iowa in 2020



That is enough to fill 15 school buses

Iowa Public Health Tracking Portal. (2020). Children Tested. Retrieved from <https://tracking.idph.iowa.gov/Health/Lead-Poisoning/Annual-Blood-Lead-Testing-Children-Under-6/Children-Tested>

1148 children under the age of 6 had a confirmed elevated blood lead level above 3.5 µg/dL in Iowa in 2020



That is enough to fill 15 school buses

Iowa Public Health Tracking Portal. (2020). Children Tested. Retrieved from <https://tracking.idph.iowa.gov/Health/Lead-Poisoning/Annual-Blood-Lead-Testing-Children-Under-6/Children-Tested>

## HEALTH IMPACTS



Damage to brain & nervous system



Slowed growth & development



Hearing & speech problems



Learning & behavior problems



Damage to brain & nervous system



Slowed growth & development



Hearing & speech problems



Learning & behavior problems

**CHILDHOOD LEAD POISONING IS  
100% PREVENTABLE**

**IF YOU DON'T TEST,  
YOU DON'T DIAGNOSE.**

**IF YOU DON'T DIAGNOSE,  
YOU CAN'T INTERVENE.**

Contact your local public health agency or the Iowa Department of Public Health for more information on childhood lead poisoning:

**800-972-2026**

**CHILDHOOD LEAD POISONING IS  
100% PREVENTABLE**

**IF YOU DON'T TEST,  
YOU DON'T DIAGNOSE.**

**IF YOU DON'T DIAGNOSE,  
YOU CAN'T INTERVENE.**

Contact your local public health agency or the Iowa Department of Public Health for more information on childhood lead poisoning:

**800-972-2026**

# 2020 DICKINSON COUNTY IOWA LEAD REPORT CARD

# 2020 DICKINSON COUNTY IOWA LEAD REPORT CARD

OF ALL DICKINSON COUNTY CHILDREN 0 TO 6 YEARS OLD ONLY

## 27.24%

WERE TESTED FOR LEAD

OF ALL DICKINSON COUNTY CHILDREN 0 TO 6 YEARS OLD ONLY

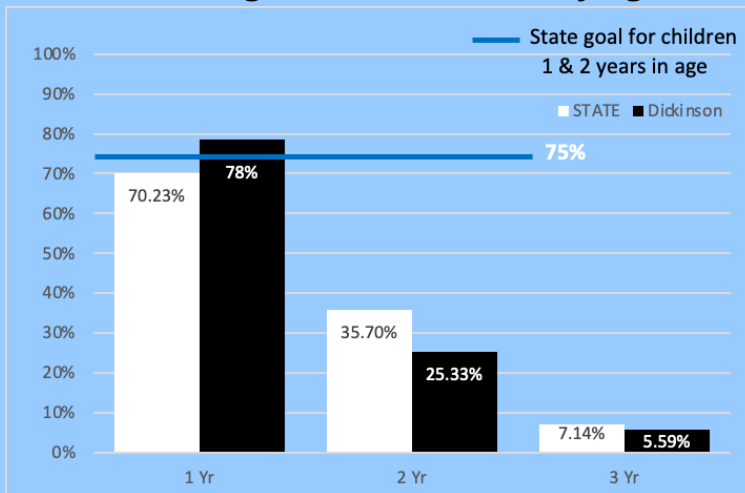
## 27.24%

WERE TESTED FOR LEAD

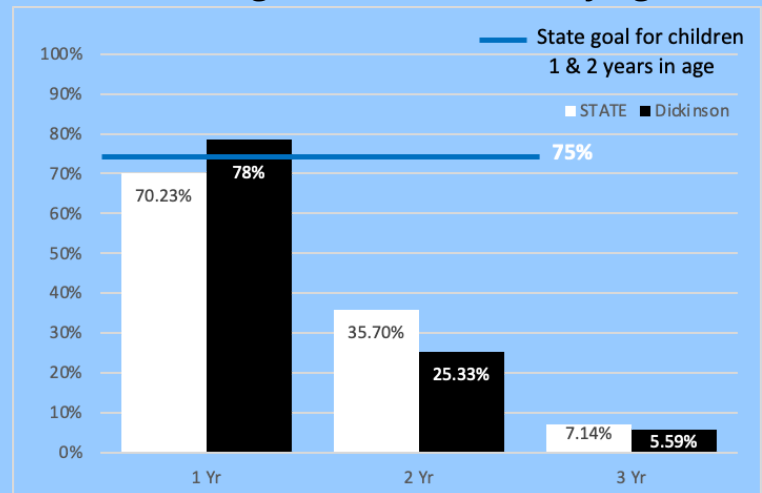
ALL CHILDREN SHOULD BE TESTED AT 1 AND 2 YEARS OF AGE

ALL CHILDREN SHOULD BE TESTED AT 1 AND 2 YEARS OF AGE

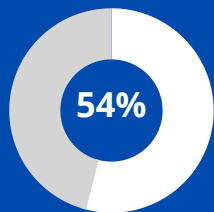
State vs County - Percent of Children Receiving a Blood Lead Test By Age



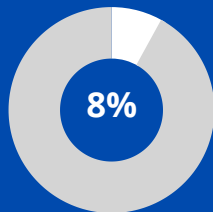
State vs County - Percent of Children Receiving a Blood Lead Test By Age



## RISK FACTORS

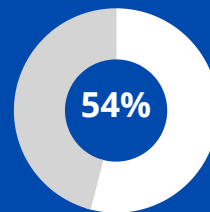


Pre-1979 Housing

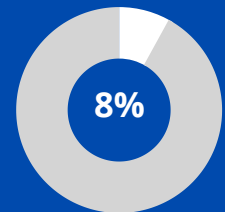


Population Below Poverty Level

## RISK FACTORS



Pre-1979 Housing




Population Below Poverty Level

References:  
Iowa Department of Public Health. (2020). Iowa Public Health Tracking Portal. Retrieved from <https://tracking.idph.iowa.gov/>  
State Library of Iowa. (2020). American Community Survey: Poverty status in the past 12 months.  
State Library of Iowa. (2020). American Community Survey: Year structure built.

References:  
Iowa Department of Public Health. (2020). Iowa Public Health Tracking Portal. Retrieved from <https://tracking.idph.iowa.gov/>  
State Library of Iowa. (2020). American Community Survey: Poverty status in the past 12 months.  
State Library of Iowa. (2020). American Community Survey: Year structure built.


1148 children under the age of 6 had a confirmed elevated blood lead level above 3.5 µg/dL in Iowa in 2020



That is enough to fill 15 school buses

Iowa Public Health Tracking Portal. (2020). Children Tested. Retrieved from <https://tracking.idph.iowa.gov/Health/Lead-Poisoning/Annual-Blood-Lead-Testing-Children-Under-6/Children-Tested>

1148 children under the age of 6 had a confirmed elevated blood lead level above 3.5 µg/dL in Iowa in 2020



That is enough to fill 15 school buses

Iowa Public Health Tracking Portal. (2020). Children Tested. Retrieved from <https://tracking.idph.iowa.gov/Health/Lead-Poisoning/Annual-Blood-Lead-Testing-Children-Under-6/Children-Tested>

## HEALTH IMPACTS



Damage to brain & nervous system



Slowed growth & development



Hearing & speech problems



Learning & behavior problems



Damage to brain & nervous system



Slowed growth & development



Hearing & speech problems



Learning & behavior problems

**CHILDHOOD LEAD POISONING IS  
100% PREVENTABLE**

**IF YOU DON'T TEST,  
YOU DON'T DIAGNOSE.**

**IF YOU DON'T DIAGNOSE,  
YOU CAN'T INTERVENE.**

Contact your local public health agency or the Iowa Department of Public Health for more information on childhood lead poisoning:

**800-972-2026**

**CHILDHOOD LEAD POISONING IS  
100% PREVENTABLE**

**IF YOU DON'T TEST,  
YOU DON'T DIAGNOSE.**

**IF YOU DON'T DIAGNOSE,  
YOU CAN'T INTERVENE.**

Contact your local public health agency or the Iowa Department of Public Health for more information on childhood lead poisoning:

**800-972-2026**



# 2020 DUBUQUE COUNTY IOWA LEAD REPORT CARD

# 2020 DUBUQUE COUNTY IOWA LEAD REPORT CARD

OF ALL DUBUQUE COUNTY CHILDREN  
0 TO 6 YEARS OLD ONLY

## 20.49%

WERE TESTED FOR LEAD

OF ALL DUBUQUE COUNTY CHILDREN  
0 TO 6 YEARS OLD ONLY

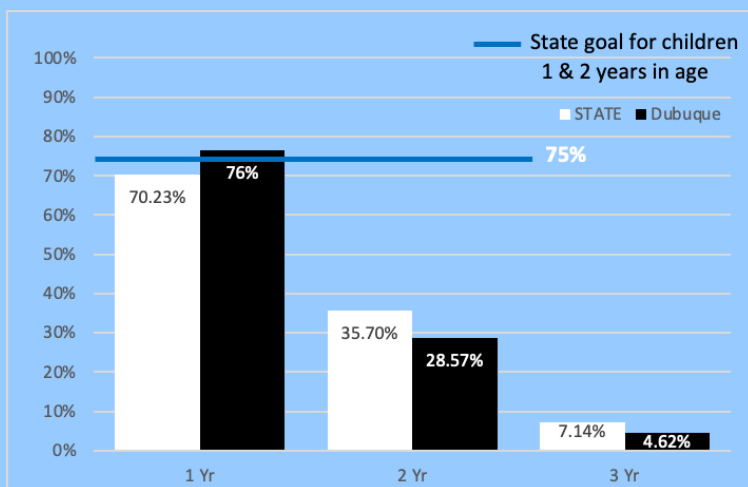
## 20.49%

WERE TESTED FOR LEAD

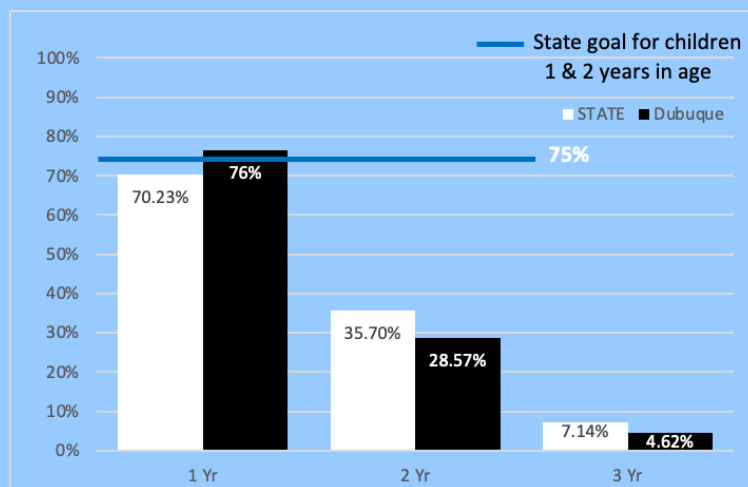
ALL CHILDREN SHOULD BE TESTED  
AT 1 AND 2 YEARS OF AGE

ALL CHILDREN SHOULD BE TESTED  
AT 1 AND 2 YEARS OF AGE

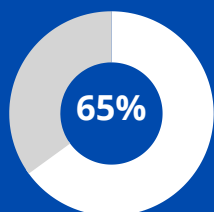
State vs County - Percent of Children  
Receiving a Blood Lead Test By Age



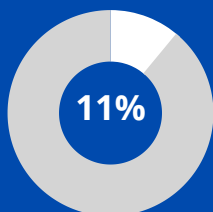
State vs County - Percent of Children  
Receiving a Blood Lead Test By Age



## RISK FACTORS

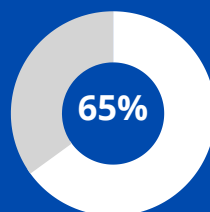


Pre-1979 Housing

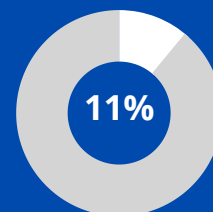


Population Below  
Poverty Level

## RISK FACTORS



Pre-1979 Housing




Population Below  
Poverty Level

References:  
Iowa Department of Public Health. (2020). Iowa Public Health Tracking Portal. Retrieved from <https://tracking.idph.iowa.gov/>  
State Library of Iowa. (2020). American Community Survey: Poverty status in the past 12 months.  
State Library of Iowa. (2020). American Community Survey: Year structure built.

References:  
Iowa Department of Public Health. (2020). Iowa Public Health Tracking Portal. Retrieved from <https://tracking.idph.iowa.gov/>  
State Library of Iowa. (2020). American Community Survey: Poverty status in the past 12 months.  
State Library of Iowa. (2020). American Community Survey: Year structure built.


1148 children under the age of 6 had a confirmed elevated blood lead level above 3.5 µg/dL in Iowa in 2020



That is enough to fill 15 school buses

Iowa Public Health Tracking Portal. (2020). Children Tested. Retrieved from <https://tracking.idph.iowa.gov/Health/Lead-Poisoning/Annual-Blood-Lead-Testing-Children-Under-6/Children-Tested>

1148 children under the age of 6 had a confirmed elevated blood lead level above 3.5 µg/dL in Iowa in 2020



That is enough to fill 15 school buses

Iowa Public Health Tracking Portal. (2020). Children Tested. Retrieved from <https://tracking.idph.iowa.gov/Health/Lead-Poisoning/Annual-Blood-Lead-Testing-Children-Under-6/Children-Tested>

## HEALTH IMPACTS



Damage to brain & nervous system



Slowed growth & development



Hearing & speech problems



Learning & behavior problems



Damage to brain & nervous system



Slowed growth & development



Hearing & speech problems



Learning & behavior problems

**CHILDHOOD LEAD POISONING IS  
100% PREVENTABLE**

**IF YOU DON'T TEST,  
YOU DON'T DIAGNOSE.**

**IF YOU DON'T DIAGNOSE,  
YOU CAN'T INTERVENE.**

Contact your local public health agency or the Iowa Department of Public Health for more information on childhood lead poisoning:

**800-972-2026**

**CHILDHOOD LEAD POISONING IS  
100% PREVENTABLE**

**IF YOU DON'T TEST,  
YOU DON'T DIAGNOSE.**

**IF YOU DON'T DIAGNOSE,  
YOU CAN'T INTERVENE.**

Contact your local public health agency or the Iowa Department of Public Health for more information on childhood lead poisoning:

**800-972-2026**

# 2020 EMMET COUNTY IOWA LEAD REPORT CARD

# 2020 EMMET COUNTY IOWA LEAD REPORT CARD

OF ALL EMMET COUNTY CHILDREN  
0 TO 6 YEARS OLD ONLY

# 30.03%

WERE TESTED FOR LEAD

OF ALL EMMET COUNTY CHILDREN  
0 TO 6 YEARS OLD ONLY

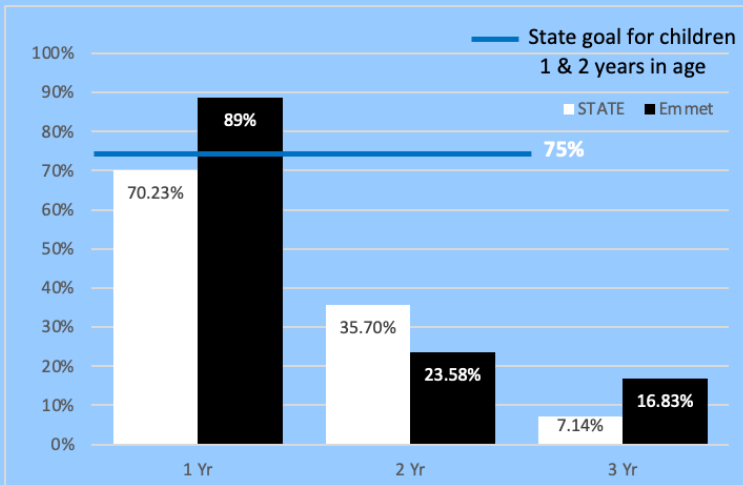
# 30.03%

WERE TESTED FOR LEAD

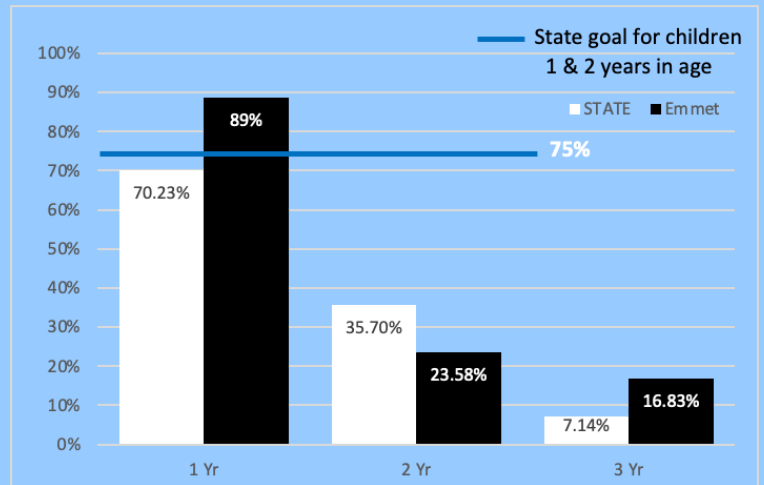
ALL CHILDREN SHOULD BE TESTED  
AT 1 AND 2 YEARS OF AGE

ALL CHILDREN SHOULD BE TESTED  
AT 1 AND 2 YEARS OF AGE

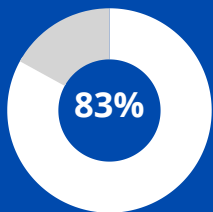
State vs County - Percent of Children  
Receiving a Blood Lead Test By Age



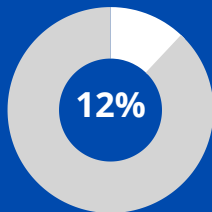
State vs County - Percent of Children  
Receiving a Blood Lead Test By Age



## RISK FACTORS

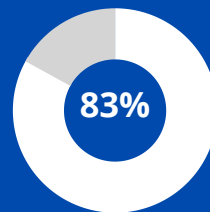


Pre-1979 Housing

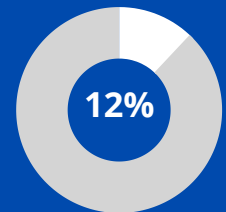


Population Below  
Poverty Level

## RISK FACTORS



Pre-1979 Housing




Population Below  
Poverty Level

References:  
Iowa Department of Public Health. (2020). Iowa Public Health Tracking Portal. Retrieved from <https://tracking.idph.iowa.gov/>  
State Library of Iowa. (2020). American Community Survey: Poverty status in the past 12 months.  
State Library of Iowa. (2020). American Community Survey: Year structure built.

References:  
Iowa Department of Public Health. (2020). Iowa Public Health Tracking Portal. Retrieved from <https://tracking.idph.iowa.gov/>  
State Library of Iowa. (2020). American Community Survey: Poverty status in the past 12 months.  
State Library of Iowa. (2020). American Community Survey: Year structure built.


1148 children under the age of 6 had a confirmed elevated blood lead level above 3.5 µg/dL in Iowa in 2020



That is enough to fill 15 school buses

Iowa Public Health Tracking Portal. (2020). Children Tested. Retrieved from <https://tracking.idph.iowa.gov/Health/Lead-Poisoning/Annual-Blood-Lead-Testing-Children-Under-6/Children-Tested>

1148 children under the age of 6 had a confirmed elevated blood lead level above 3.5 µg/dL in Iowa in 2020



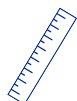
That is enough to fill 15 school buses

Iowa Public Health Tracking Portal. (2020). Children Tested. Retrieved from <https://tracking.idph.iowa.gov/Health/Lead-Poisoning/Annual-Blood-Lead-Testing-Children-Under-6/Children-Tested>

## HEALTH IMPACTS



Damage to brain & nervous system



Slowed growth & development



Hearing & speech problems



Learning & behavior problems

## HEALTH IMPACTS



Damage to brain & nervous system



Slowed growth & development



Hearing & speech problems



Learning & behavior problems

**CHILDHOOD LEAD POISONING IS  
100% PREVENTABLE**

**IF YOU DON'T TEST,  
YOU DON'T DIAGNOSE.**

**IF YOU DON'T DIAGNOSE,  
YOU CAN'T INTERVENE.**

**CHILDHOOD LEAD POISONING IS  
100% PREVENTABLE**

**IF YOU DON'T TEST,  
YOU DON'T DIAGNOSE.**

**IF YOU DON'T DIAGNOSE,  
YOU CAN'T INTERVENE.**

Contact your local public health agency or the Iowa Department of Public Health for more information on childhood lead poisoning:

**800-972-2026**

Contact your local public health agency or the Iowa Department of Public Health for more information on childhood lead poisoning:

**800-972-2026**

# 2020 FAYETTE COUNTY IOWA LEAD REPORT CARD

# 2020 FAYETTE COUNTY IOWA LEAD REPORT CARD

OF ALL FAYETTE COUNTY CHILDREN  
0 TO 6 YEARS OLD ONLY

## 25.25%

WERE TESTED FOR LEAD

OF ALL FAYETTE COUNTY CHILDREN  
0 TO 6 YEARS OLD ONLY

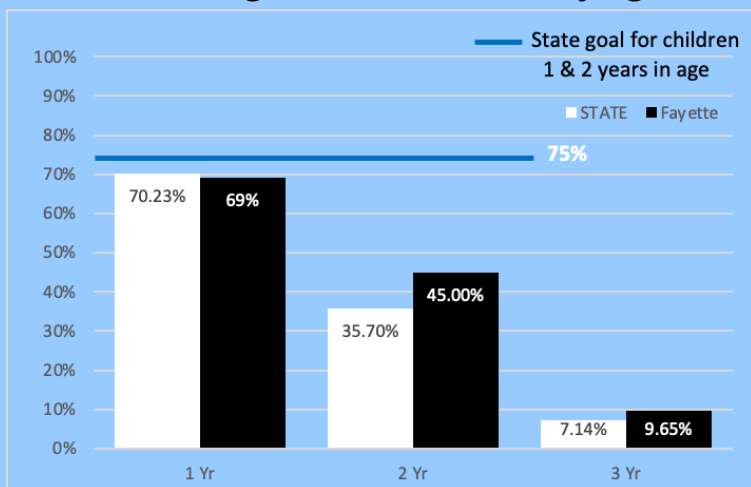
## 25.25%

WERE TESTED FOR LEAD

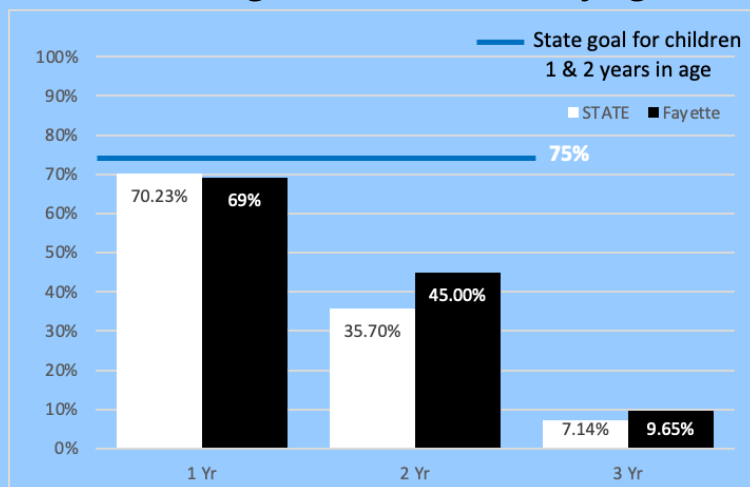
ALL CHILDREN SHOULD BE TESTED  
AT 1 AND 2 YEARS OF AGE

ALL CHILDREN SHOULD BE TESTED  
AT 1 AND 2 YEARS OF AGE

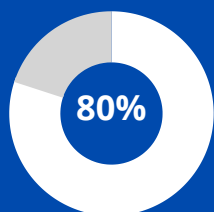
State vs County - Percent of Children  
Receiving a Blood Lead Test By Age



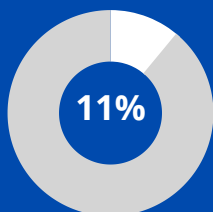
State vs County - Percent of Children  
Receiving a Blood Lead Test By Age



## RISK FACTORS

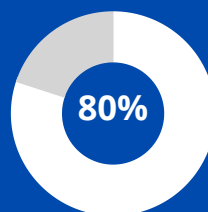


Pre-1979 Housing

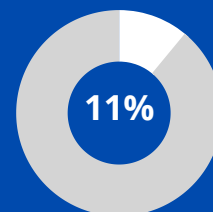


Population Below  
Poverty Level

## RISK FACTORS



Pre-1979 Housing



Population Below  
Poverty Level

References:  
Iowa Department of Public Health. (2020). Iowa Public Health Tracking Portal. Retrieved from <https://tracking.idph.iowa.gov/>  
State Library of Iowa. (2020). American Community Survey: Poverty status in the past 12 months.  
State Library of Iowa. (2020). American Community Survey: Year structure built.

References:  
Iowa Department of Public Health. (2020). Iowa Public Health Tracking Portal. Retrieved from <https://tracking.idph.iowa.gov/>  
State Library of Iowa. (2020). American Community Survey: Poverty status in the past 12 months.  
State Library of Iowa. (2020). American Community Survey: Year structure built.

1148 children under the age of 6 had a confirmed elevated blood lead level above 3.5 µg/dL in Iowa in 2020



That is enough to fill 15 school buses

Iowa Public Health Tracking Portal. (2020). Children Tested. Retrieved from <https://tracking.idph.iowa.gov/Health/Lead-Poisoning/Annual-Blood-Lead-Testing-Children-Under-6/Children-Tested>

1148 children under the age of 6 had a confirmed elevated blood lead level above 3.5 µg/dL in Iowa in 2020



That is enough to fill 15 school buses

Iowa Public Health Tracking Portal. (2020). Children Tested. Retrieved from <https://tracking.idph.iowa.gov/Health/Lead-Poisoning/Annual-Blood-Lead-Testing-Children-Under-6/Children-Tested>

## HEALTH IMPACTS



Damage to brain & nervous system



Slowed growth & development



Hearing & speech problems



Learning & behavior problems

## HEALTH IMPACTS



Damage to brain & nervous system



Slowed growth & development



Hearing & speech problems



Learning & behavior problems

**CHILDHOOD LEAD POISONING IS  
100% PREVENTABLE**

**IF YOU DON'T TEST,  
YOU DON'T DIAGNOSE.**

**IF YOU DON'T DIAGNOSE,  
YOU CAN'T INTERVENE.**

**CHILDHOOD LEAD POISONING IS  
100% PREVENTABLE**

**IF YOU DON'T TEST,  
YOU DON'T DIAGNOSE.**

**IF YOU DON'T DIAGNOSE,  
YOU CAN'T INTERVENE.**

Contact your local public health agency or the Iowa Department of Public Health for more information on childhood lead poisoning:

**800-972-2026**

Contact your local public health agency or the Iowa Department of Public Health for more information on childhood lead poisoning:

**800-972-2026**

# 2020 FLOYD COUNTY IOWA LEAD REPORT CARD

# 2020 FLOYD COUNTY IOWA LEAD REPORT CARD

OF ALL FLOYD COUNTY CHILDREN 0 TO 6 YEARS OLD ONLY

# 16.68%

WERE TESTED FOR LEAD

OF ALL FLOYD COUNTY CHILDREN 0 TO 6 YEARS OLD ONLY

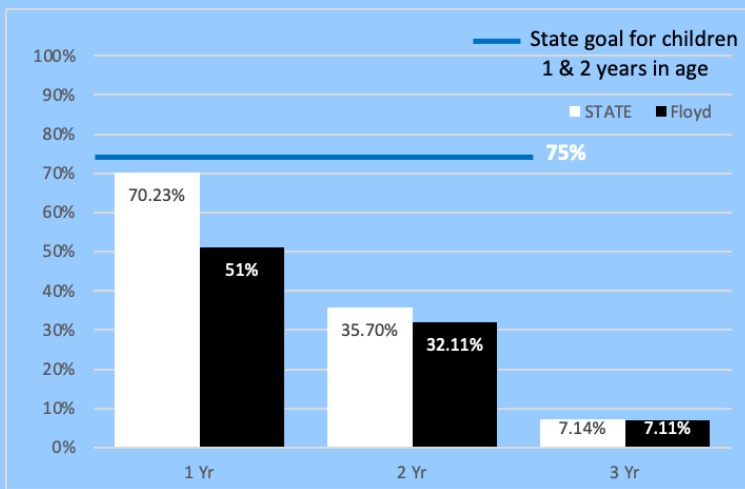
# 16.68%

WERE TESTED FOR LEAD

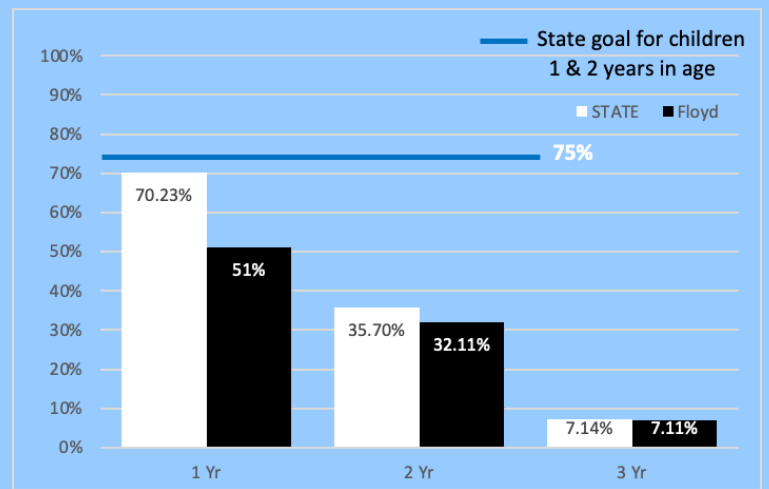
ALL CHILDREN SHOULD BE TESTED AT 1 AND 2 YEARS OF AGE

ALL CHILDREN SHOULD BE TESTED AT 1 AND 2 YEARS OF AGE

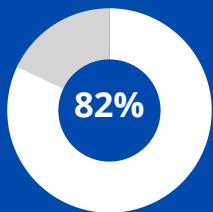
State vs County - Percent of Children Receiving a Blood Lead Test By Age



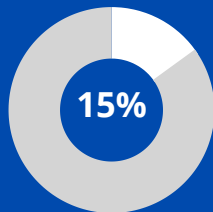
State vs County - Percent of Children Receiving a Blood Lead Test By Age



## RISK FACTORS

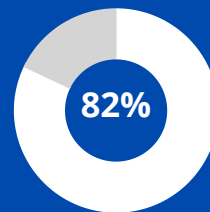


Pre-1979 Housing

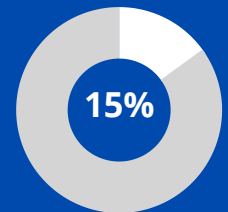


Population Below Poverty Level

## RISK FACTORS



Pre-1979 Housing



Population Below Poverty Level

References:  
Iowa Department of Public Health. (2020). Iowa Public Health Tracking Portal. Retrieved from <https://tracking.idph.iowa.gov/>  
State Library of Iowa. (2020). American Community Survey: Poverty status in the past 12 months.  
State Library of Iowa. (2020). American Community Survey: Year structure built.

References:  
Iowa Department of Public Health. (2020). Iowa Public Health Tracking Portal. Retrieved from <https://tracking.idph.iowa.gov/>  
State Library of Iowa. (2020). American Community Survey: Poverty status in the past 12 months.  
State Library of Iowa. (2020). American Community Survey: Year structure built.

1148 children under the age of 6 had a confirmed elevated blood lead level above 3.5 µg/dL in Iowa in 2020



That is enough to fill 15 school buses

Iowa Public Health Tracking Portal. (2020). Children Tested. Retrieved from <https://tracking.idph.iowa.gov/Health/Lead-Poisoning/Annual-Blood-Lead-Testing-Children-Under-6/Children-Tested>

1148 children under the age of 6 had a confirmed elevated blood lead level above 3.5 µg/dL in Iowa in 2020



That is enough to fill 15 school buses

Iowa Public Health Tracking Portal. (2020). Children Tested. Retrieved from <https://tracking.idph.iowa.gov/Health/Lead-Poisoning/Annual-Blood-Lead-Testing-Children-Under-6/Children-Tested>

## HEALTH IMPACTS



Damage to brain & nervous system



Slowed growth & development



Hearing & speech problems



Learning & behavior problems

## HEALTH IMPACTS



Damage to brain & nervous system



Slowed growth & development



Hearing & speech problems



Learning & behavior problems

**CHILDHOOD LEAD POISONING IS  
100% PREVENTABLE**

**IF YOU DON'T TEST,  
YOU DON'T DIAGNOSE.**

**IF YOU DON'T DIAGNOSE,  
YOU CAN'T INTERVENE.**

**CHILDHOOD LEAD POISONING IS  
100% PREVENTABLE**

**IF YOU DON'T TEST,  
YOU DON'T DIAGNOSE.**

**IF YOU DON'T DIAGNOSE,  
YOU CAN'T INTERVENE.**

Contact your local public health agency or the Iowa Department of Public Health for more information on childhood lead poisoning:

**800-972-2026**

Contact your local public health agency or the Iowa Department of Public Health for more information on childhood lead poisoning:

**800-972-2026**



# 2020 FRANKLIN COUNTY IOWA LEAD REPORT CARD

# 2020 FRANKLIN COUNTY IOWA LEAD REPORT CARD

OF ALL FRANKLIN COUNTY CHILDREN 0 TO 6 YEARS OLD ONLY

## 16.09%

WERE TESTED FOR LEAD

ALL CHILDREN SHOULD BE TESTED AT 1 AND 2 YEARS OF AGE

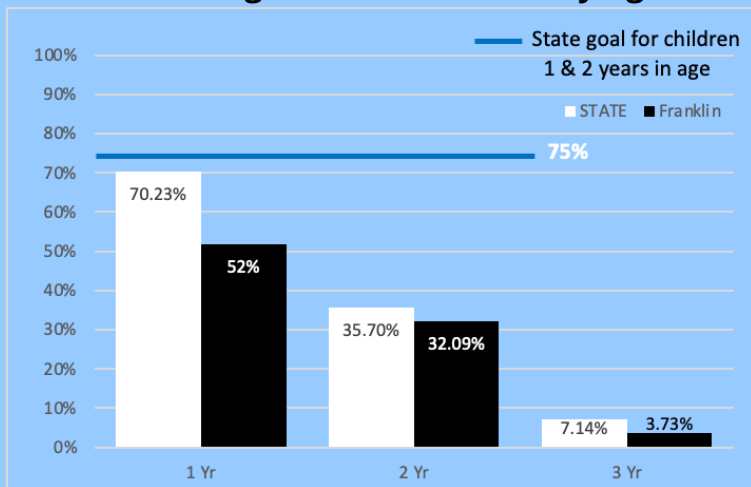
OF ALL FRANKLIN COUNTY CHILDREN 0 TO 6 YEARS OLD ONLY

## 16.09%

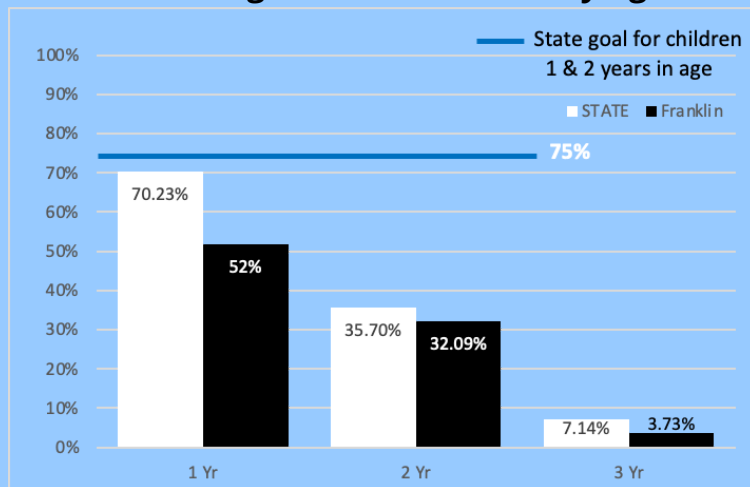
WERE TESTED FOR LEAD

ALL CHILDREN SHOULD BE TESTED AT 1 AND 2 YEARS OF AGE

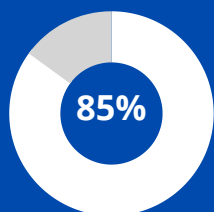
State vs County - Percent of Children Receiving a Blood Lead Test By Age



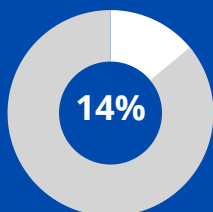
State vs County - Percent of Children Receiving a Blood Lead Test By Age



## RISK FACTORS

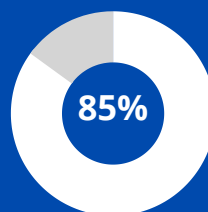


Pre-1979 Housing

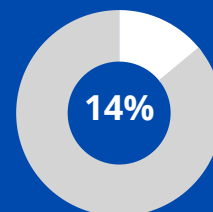


Population Below Poverty Level

## RISK FACTORS



Pre-1979 Housing




Population Below Poverty Level

References:  
Iowa Department of Public Health. (2020). Iowa Public Health Tracking Portal. Retrieved from <https://tracking.idph.iowa.gov/>  
State Library of Iowa. (2020). American Community Survey: Poverty status in the past 12 months.  
State Library of Iowa. (2020). American Community Survey: Year structure built.

References:  
Iowa Department of Public Health. (2020). Iowa Public Health Tracking Portal. Retrieved from <https://tracking.idph.iowa.gov/>  
State Library of Iowa. (2020). American Community Survey: Poverty status in the past 12 months.  
State Library of Iowa. (2020). American Community Survey: Year structure built.


1148 children under the age of 6 had a confirmed elevated blood lead level above 3.5 µg/dL in Iowa in 2020



That is enough to fill 15 school buses

Iowa Public Health Tracking Portal. (2020). Children Tested. Retrieved from <https://tracking.idph.iowa.gov/Health/Lead-Poisoning/Annual-Blood-Lead-Testing-Children-Under-6/Children-Tested>

1148 children under the age of 6 had a confirmed elevated blood lead level above 3.5 µg/dL in Iowa in 2020



That is enough to fill 15 school buses

Iowa Public Health Tracking Portal. (2020). Children Tested. Retrieved from <https://tracking.idph.iowa.gov/Health/Lead-Poisoning/Annual-Blood-Lead-Testing-Children-Under-6/Children-Tested>

## HEALTH IMPACTS



Damage to brain & nervous system



Slowed growth & development



Hearing & speech problems



Learning & behavior problems

## HEALTH IMPACTS



Damage to brain & nervous system



Slowed growth & development



Hearing & speech problems



Learning & behavior problems

**CHILDHOOD LEAD POISONING IS  
100% PREVENTABLE**

**IF YOU DON'T TEST,  
YOU DON'T DIAGNOSE.**

**IF YOU DON'T DIAGNOSE,  
YOU CAN'T INTERVENE.**

**CHILDHOOD LEAD POISONING IS  
100% PREVENTABLE**

**IF YOU DON'T TEST,  
YOU DON'T DIAGNOSE.**

**IF YOU DON'T DIAGNOSE,  
YOU CAN'T INTERVENE.**

Contact your local public health agency or the Iowa Department of Public Health for more information on childhood lead poisoning:

**800-972-2026**

Contact your local public health agency or the Iowa Department of Public Health for more information on childhood lead poisoning:

**800-972-2026**

# 2020 FREMONT COUNTY IOWA LEAD REPORT CARD

# 2020 FREMONT COUNTY IOWA LEAD REPORT CARD

OF ALL FREMONT COUNTY CHILDREN 0 TO 6 YEARS OLD ONLY

# 14.94%

WERE TESTED FOR LEAD

OF ALL FREMONT COUNTY CHILDREN 0 TO 6 YEARS OLD ONLY

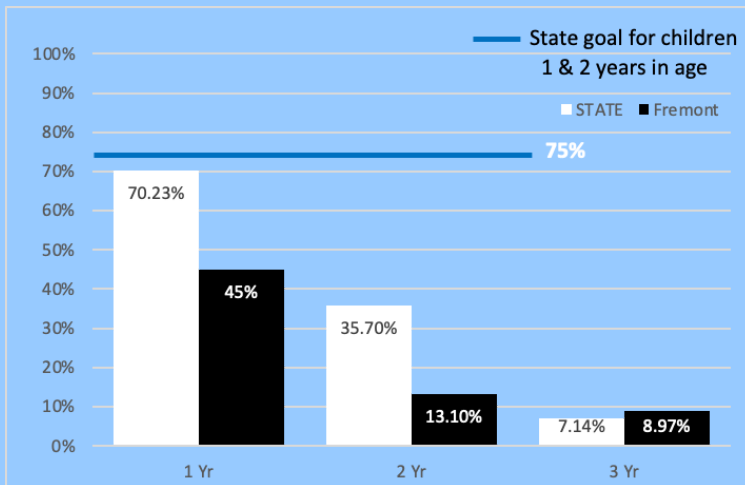
# 14.94%

WERE TESTED FOR LEAD

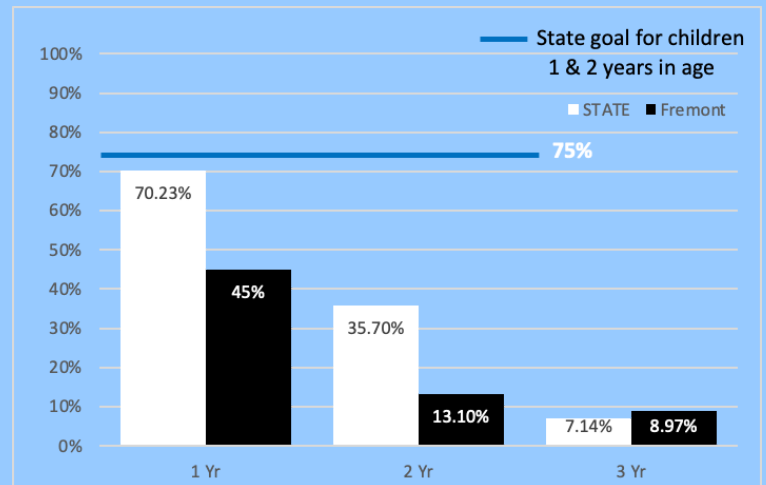
ALL CHILDREN SHOULD BE TESTED AT 1 AND 2 YEARS OF AGE

ALL CHILDREN SHOULD BE TESTED AT 1 AND 2 YEARS OF AGE

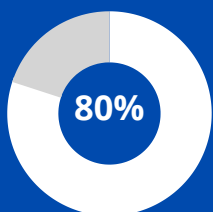
State vs County - Percent of Children Receiving a Blood Lead Test By Age



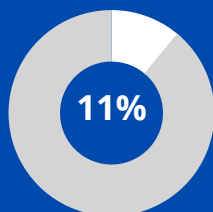
State vs County - Percent of Children Receiving a Blood Lead Test By Age



## RISK FACTORS

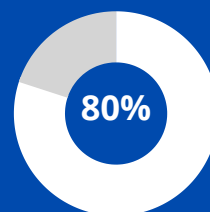


Pre-1979 Housing

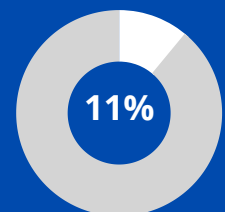


Population Below Poverty Level

## RISK FACTORS



Pre-1979 Housing




Population Below Poverty Level

References:  
Iowa Department of Public Health. (2020). Iowa Public Health Tracking Portal. Retrieved from <https://tracking.idph.iowa.gov/>  
State Library of Iowa. (2020). American Community Survey: Poverty status in the past 12 months.  
State Library of Iowa. (2020). American Community Survey: Year structure built.

References:  
Iowa Department of Public Health. (2020). Iowa Public Health Tracking Portal. Retrieved from <https://tracking.idph.iowa.gov/>  
State Library of Iowa. (2020). American Community Survey: Poverty status in the past 12 months.  
State Library of Iowa. (2020). American Community Survey: Year structure built.


1148 children under the age of 6 had a confirmed elevated blood lead level above 3.5 µg/dL in Iowa in 2020



That is enough to fill 15 school buses

Iowa Public Health Tracking Portal. (2020). Children Tested. Retrieved from <https://tracking.idph.iowa.gov/Health/Lead-Poisoning/Annual-Blood-Lead-Testing-Children-Under-6/Children-Tested>

1148 children under the age of 6 had a confirmed elevated blood lead level above 3.5 µg/dL in Iowa in 2020



That is enough to fill 15 school buses

Iowa Public Health Tracking Portal. (2020). Children Tested. Retrieved from <https://tracking.idph.iowa.gov/Health/Lead-Poisoning/Annual-Blood-Lead-Testing-Children-Under-6/Children-Tested>

## HEALTH IMPACTS



Damage to brain & nervous system



Slowed growth & development



Hearing & speech problems



Learning & behavior problems

## HEALTH IMPACTS



Damage to brain & nervous system



Slowed growth & development



Hearing & speech problems



Learning & behavior problems

**CHILDHOOD LEAD POISONING IS  
100% PREVENTABLE**

**IF YOU DON'T TEST,  
YOU DON'T DIAGNOSE.**

**IF YOU DON'T DIAGNOSE,  
YOU CAN'T INTERVENE.**

**CHILDHOOD LEAD POISONING IS  
100% PREVENTABLE**

**IF YOU DON'T TEST,  
YOU DON'T DIAGNOSE.**

**IF YOU DON'T DIAGNOSE,  
YOU CAN'T INTERVENE.**

Contact your local public health agency or the Iowa Department of Public Health for more information on childhood lead poisoning:

**800-972-2026**

Contact your local public health agency or the Iowa Department of Public Health for more information on childhood lead poisoning:

**800-972-2026**

# 2020 GREENE COUNTY IOWA LEAD REPORT CARD

# 2020 GREENE COUNTY IOWA LEAD REPORT CARD

OF ALL GREENE COUNTY CHILDREN 0 TO 6 YEARS OLD ONLY

# 19.85%

WERE TESTED FOR LEAD

OF ALL GREENE COUNTY CHILDREN 0 TO 6 YEARS OLD ONLY

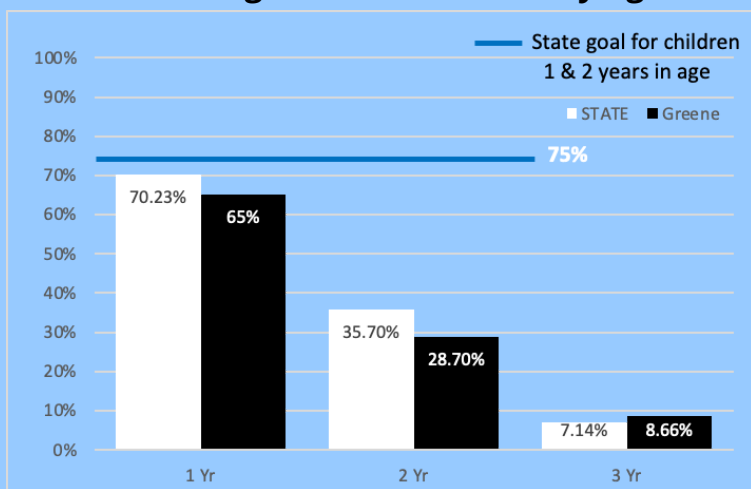
# 19.85%

WERE TESTED FOR LEAD

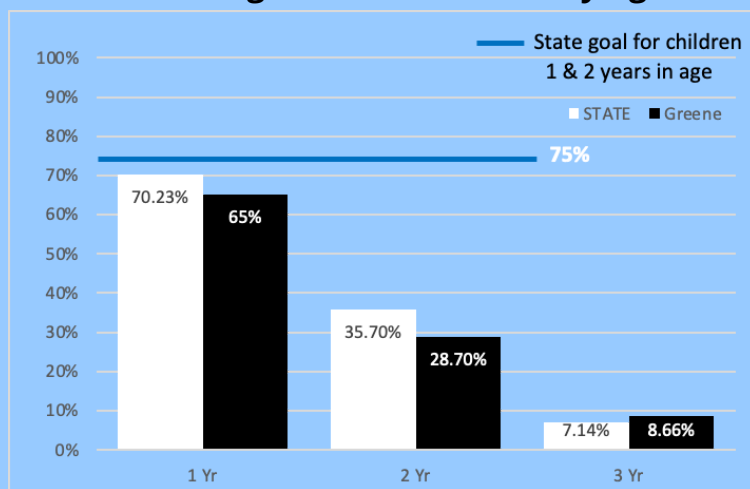
ALL CHILDREN SHOULD BE TESTED AT 1 AND 2 YEARS OF AGE

ALL CHILDREN SHOULD BE TESTED AT 1 AND 2 YEARS OF AGE

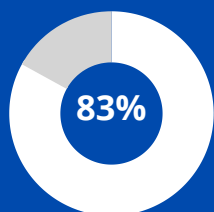
State vs County - Percent of Children Receiving a Blood Lead Test By Age



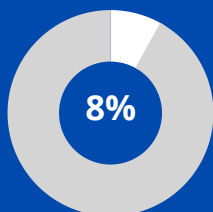
State vs County - Percent of Children Receiving a Blood Lead Test By Age



## RISK FACTORS

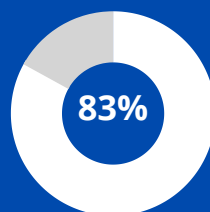


Pre-1979 Housing

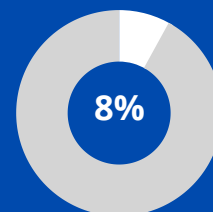


Population Below Poverty Level

## RISK FACTORS



Pre-1979 Housing




Population Below Poverty Level

References:  
Iowa Department of Public Health. (2020). Iowa Public Health Tracking Portal. Retrieved from <https://tracking.idph.iowa.gov/>  
State Library of Iowa. (2020). American Community Survey: Poverty status in the past 12 months.  
State Library of Iowa. (2020). American Community Survey: Year structure built.

References:  
Iowa Department of Public Health. (2020). Iowa Public Health Tracking Portal. Retrieved from <https://tracking.idph.iowa.gov/>  
State Library of Iowa. (2020). American Community Survey: Poverty status in the past 12 months.  
State Library of Iowa. (2020). American Community Survey: Year structure built.


1148 children under the age of 6 had a confirmed elevated blood lead level above 3.5 µg/dL in Iowa in 2020



That is enough to fill 15 school buses

Iowa Public Health Tracking Portal. (2020). Children Tested. Retrieved from <https://tracking.idph.iowa.gov/Health/Lead-Poisoning/Annual-Blood-Lead-Testing-Children-Under-6/Children-Tested>

1148 children under the age of 6 had a confirmed elevated blood lead level above 3.5 µg/dL in Iowa in 2020



That is enough to fill 15 school buses

Iowa Public Health Tracking Portal. (2020). Children Tested. Retrieved from <https://tracking.idph.iowa.gov/Health/Lead-Poisoning/Annual-Blood-Lead-Testing-Children-Under-6/Children-Tested>

## HEALTH IMPACTS



Damage to brain & nervous system



Slowed growth & development



Hearing & speech problems



Learning & behavior problems

## HEALTH IMPACTS



Damage to brain & nervous system



Slowed growth & development



Hearing & speech problems



Learning & behavior problems

**CHILDHOOD LEAD POISONING IS  
100% PREVENTABLE**

**IF YOU DON'T TEST,  
YOU DON'T DIAGNOSE.**

**IF YOU DON'T DIAGNOSE,  
YOU CAN'T INTERVENE.**

**CHILDHOOD LEAD POISONING IS  
100% PREVENTABLE**

**IF YOU DON'T TEST,  
YOU DON'T DIAGNOSE.**

**IF YOU DON'T DIAGNOSE,  
YOU CAN'T INTERVENE.**

Contact your local public health agency or the Iowa Department of Public Health for more information on childhood lead poisoning:

**800-972-2026**

Contact your local public health agency or the Iowa Department of Public Health for more information on childhood lead poisoning:

**800-972-2026**

# 2020 GRUNDY COUNTY IOWA LEAD REPORT CARD

# 2020 GRUNDY COUNTY IOWA LEAD REPORT CARD

OF ALL GRUNDY COUNTY CHILDREN  
0 TO 6 YEARS OLD ONLY

## 29.47%

WERE TESTED FOR LEAD

OF ALL GRUNDY COUNTY CHILDREN  
0 TO 6 YEARS OLD ONLY

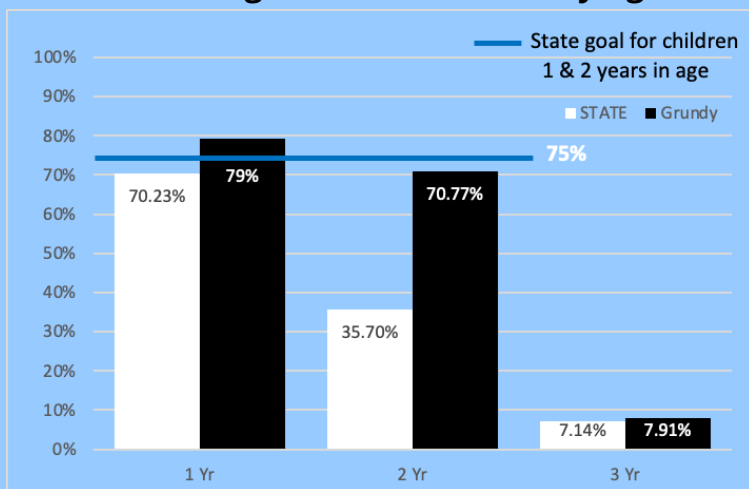
## 29.47%

WERE TESTED FOR LEAD

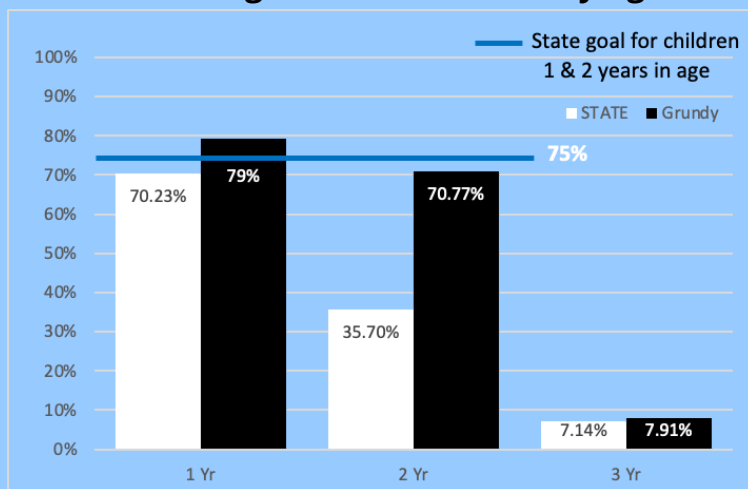
ALL CHILDREN SHOULD BE TESTED  
AT 1 AND 2 YEARS OF AGE

ALL CHILDREN SHOULD BE TESTED  
AT 1 AND 2 YEARS OF AGE

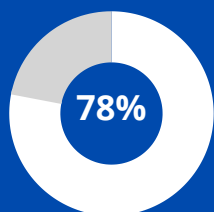
State vs County - Percent of Children  
Receiving a Blood Lead Test By Age



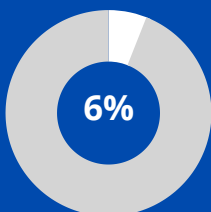
State vs County - Percent of Children  
Receiving a Blood Lead Test By Age



## RISK FACTORS

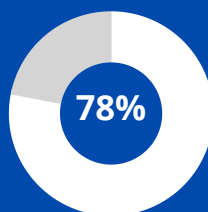


Pre-1979 Housing

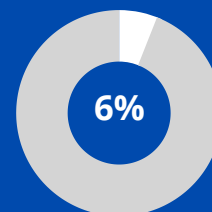


Population Below  
Poverty Level

## RISK FACTORS



Pre-1979 Housing




Population Below  
Poverty Level

References:  
Iowa Department of Public Health. (2020). Iowa Public Health Tracking Portal. Retrieved from <https://tracking.idph.iowa.gov/>  
State Library of Iowa. (2020). American Community Survey: Poverty status in the past 12 months.  
State Library of Iowa. (2020). American Community Survey: Year structure built.

References:  
Iowa Department of Public Health. (2020). Iowa Public Health Tracking Portal. Retrieved from <https://tracking.idph.iowa.gov/>  
State Library of Iowa. (2020). American Community Survey: Poverty status in the past 12 months.  
State Library of Iowa. (2020). American Community Survey: Year structure built.


1148 children under the age of 6 had a confirmed elevated blood lead level above 3.5 µg/dL in Iowa in 2020



That is enough to fill 15 school buses

Iowa Public Health Tracking Portal. (2020). Children Tested. Retrieved from <https://tracking.idph.iowa.gov/Health/Lead-Poisoning/Annual-Blood-Lead-Testing-Children-Under-6/Children-Tested>

1148 children under the age of 6 had a confirmed elevated blood lead level above 3.5 µg/dL in Iowa in 2020



That is enough to fill 15 school buses

Iowa Public Health Tracking Portal. (2020). Children Tested. Retrieved from <https://tracking.idph.iowa.gov/Health/Lead-Poisoning/Annual-Blood-Lead-Testing-Children-Under-6/Children-Tested>

## HEALTH IMPACTS



Damage to brain & nervous system



Slowed growth & development



Hearing & speech problems



Learning & behavior problems



Damage to brain & nervous system



Slowed growth & development



Hearing & speech problems



Learning & behavior problems

**CHILDHOOD LEAD POISONING IS  
100% PREVENTABLE**

**IF YOU DON'T TEST,  
YOU DON'T DIAGNOSE.**

**IF YOU DON'T DIAGNOSE,  
YOU CAN'T INTERVENE.**

Contact your local public health agency or the Iowa Department of Public Health for more information on childhood lead poisoning:

**800-972-2026**

**CHILDHOOD LEAD POISONING IS  
100% PREVENTABLE**

**IF YOU DON'T TEST,  
YOU DON'T DIAGNOSE.**

**IF YOU DON'T DIAGNOSE,  
YOU CAN'T INTERVENE.**

Contact your local public health agency or the Iowa Department of Public Health for more information on childhood lead poisoning:

**800-972-2026**



# 2020 GUTHRIE COUNTY IOWA LEAD REPORT CARD

# 2020 GUTHRIE COUNTY IOWA LEAD REPORT CARD

OF ALL GUTHRIE COUNTY CHILDREN 0 TO 6 YEARS OLD ONLY

## 14.65%

WERE TESTED FOR LEAD

OF ALL GUTHRIE COUNTY CHILDREN 0 TO 6 YEARS OLD ONLY

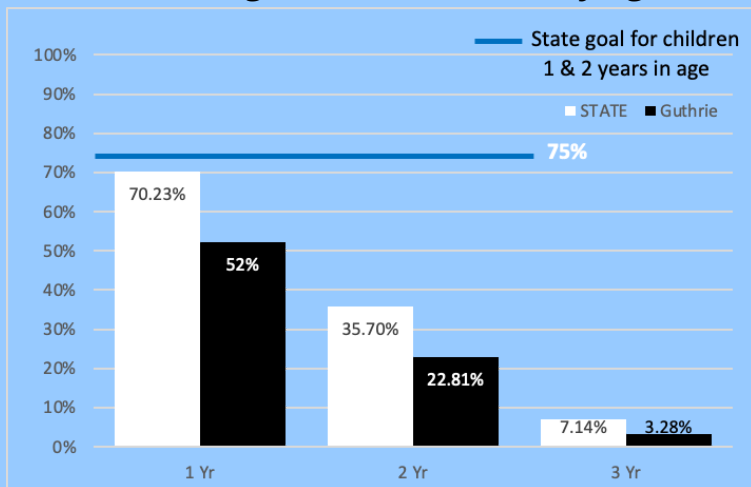
## 14.65%

WERE TESTED FOR LEAD

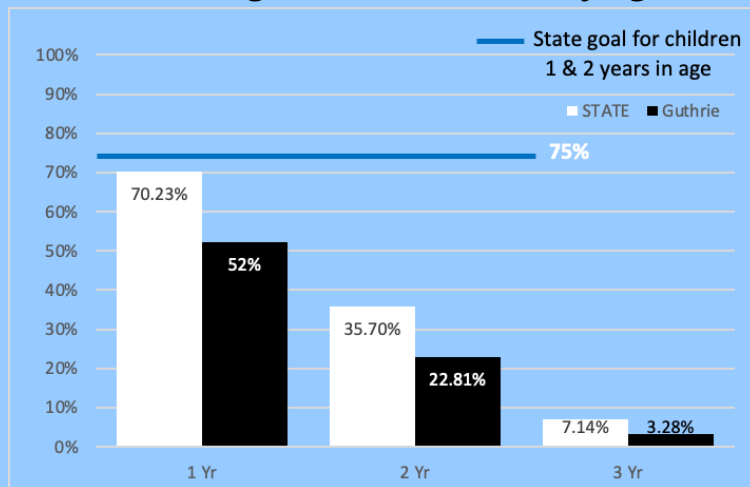
ALL CHILDREN SHOULD BE TESTED AT 1 AND 2 YEARS OF AGE

ALL CHILDREN SHOULD BE TESTED AT 1 AND 2 YEARS OF AGE

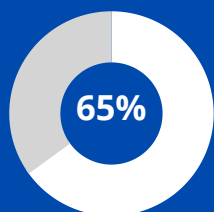
State vs County - Percent of Children Receiving a Blood Lead Test By Age



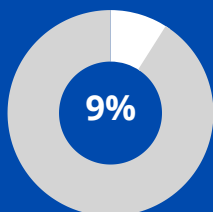
State vs County - Percent of Children Receiving a Blood Lead Test By Age



## RISK FACTORS

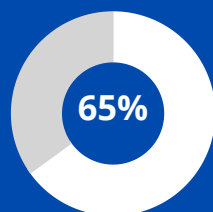


Pre-1979 Housing

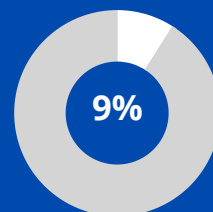


Population Below Poverty Level

## RISK FACTORS



Pre-1979 Housing




Population Below Poverty Level

References:  
Iowa Department of Public Health. (2020). Iowa Public Health Tracking Portal. Retrieved from <https://tracking.idph.iowa.gov/>  
State Library of Iowa. (2020). American Community Survey: Poverty status in the past 12 months.  
State Library of Iowa. (2020). American Community Survey: Year structure built.

References:  
Iowa Department of Public Health. (2020). Iowa Public Health Tracking Portal. Retrieved from <https://tracking.idph.iowa.gov/>  
State Library of Iowa. (2020). American Community Survey: Poverty status in the past 12 months.  
State Library of Iowa. (2020). American Community Survey: Year structure built.


1148 children under the age of 6 had a confirmed elevated blood lead level above 3.5 µg/dL in Iowa in 2020



That is enough to fill 15 school buses

Iowa Public Health Tracking Portal. (2020). Children Tested. Retrieved from <https://tracking.idph.iowa.gov/Health/Lead-Poisoning/Annual-Blood-Lead-Testing-Children-Under-6/Children-Tested>

1148 children under the age of 6 had a confirmed elevated blood lead level above 3.5 µg/dL in Iowa in 2020



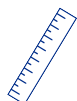
That is enough to fill 15 school buses

Iowa Public Health Tracking Portal. (2020). Children Tested. Retrieved from <https://tracking.idph.iowa.gov/Health/Lead-Poisoning/Annual-Blood-Lead-Testing-Children-Under-6/Children-Tested>

## HEALTH IMPACTS



Damage to brain & nervous system



Slowed growth & development



Hearing & speech problems



Learning & behavior problems

## HEALTH IMPACTS



Damage to brain & nervous system



Slowed growth & development



Hearing & speech problems



Learning & behavior problems

**CHILDHOOD LEAD POISONING IS  
100% PREVENTABLE**

**IF YOU DON'T TEST,  
YOU DON'T DIAGNOSE.**

**IF YOU DON'T DIAGNOSE,  
YOU CAN'T INTERVENE.**

**CHILDHOOD LEAD POISONING IS  
100% PREVENTABLE**

**IF YOU DON'T TEST,  
YOU DON'T DIAGNOSE.**

**IF YOU DON'T DIAGNOSE,  
YOU CAN'T INTERVENE.**

Contact your local public health agency or the Iowa Department of Public Health for more information on childhood lead poisoning:

**800-972-2026**

Contact your local public health agency or the Iowa Department of Public Health for more information on childhood lead poisoning:

**800-972-2026**

# 2020 HAMILTON COUNTY IOWA LEAD REPORT CARD

# 2020 HAMILTON COUNTY IOWA LEAD REPORT CARD

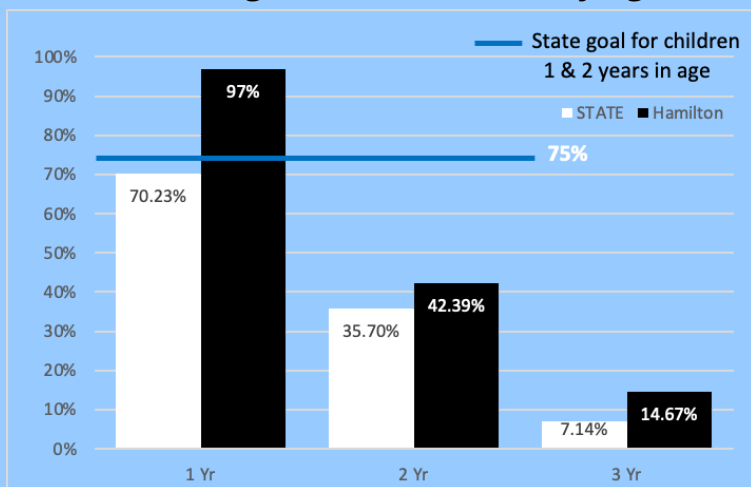
OF ALL HAMILTON COUNTY CHILDREN 0 TO 6 YEARS OLD ONLY

## 29.84%

WERE TESTED FOR LEAD

ALL CHILDREN SHOULD BE TESTED AT 1 AND 2 YEARS OF AGE

State vs County - Percent of Children Receiving a Blood Lead Test By Age



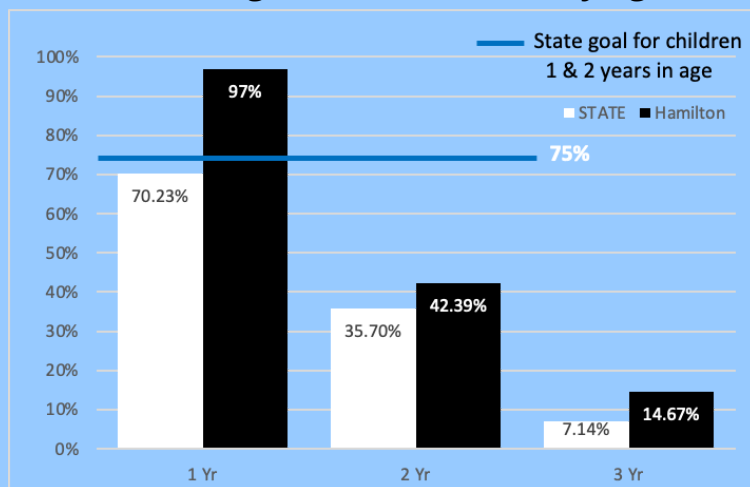
OF ALL HAMILTON COUNTY CHILDREN 0 TO 6 YEARS OLD ONLY

## 29.84%

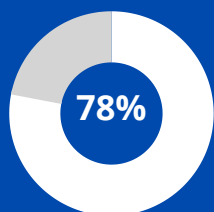
WERE TESTED FOR LEAD

ALL CHILDREN SHOULD BE TESTED AT 1 AND 2 YEARS OF AGE

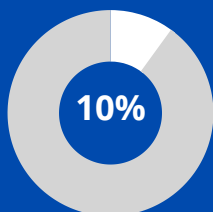
State vs County - Percent of Children Receiving a Blood Lead Test By Age



## RISK FACTORS

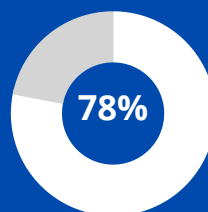


Pre-1979 Housing

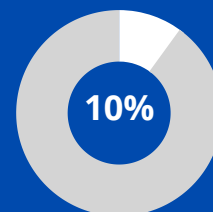


Population Below Poverty Level

## RISK FACTORS



Pre-1979 Housing




Population Below Poverty Level

References:  
Iowa Department of Public Health. (2020). Iowa Public Health Tracking Portal. Retrieved from <https://tracking.idph.iowa.gov/>  
State Library of Iowa. (2020). American Community Survey: Poverty status in the past 12 months.  
State Library of Iowa. (2020). American Community Survey: Year structure built.

References:  
Iowa Department of Public Health. (2020). Iowa Public Health Tracking Portal. Retrieved from <https://tracking.idph.iowa.gov/>  
State Library of Iowa. (2020). American Community Survey: Poverty status in the past 12 months.  
State Library of Iowa. (2020). American Community Survey: Year structure built.


1148 children under the age of 6 had a confirmed elevated blood lead level above 3.5 µg/dL in Iowa in 2020



That is enough to fill 15 school buses

Iowa Public Health Tracking Portal. (2020). Children Tested. Retrieved from <https://tracking.idph.iowa.gov/Health/Lead-Poisoning/Annual-Blood-Lead-Testing-Children-Under-6/Children-Tested>

1148 children under the age of 6 had a confirmed elevated blood lead level above 3.5 µg/dL in Iowa in 2020



That is enough to fill 15 school buses

Iowa Public Health Tracking Portal. (2020). Children Tested. Retrieved from <https://tracking.idph.iowa.gov/Health/Lead-Poisoning/Annual-Blood-Lead-Testing-Children-Under-6/Children-Tested>

## HEALTH IMPACTS



Damage to brain & nervous system



Slowed growth & development



Hearing & speech problems



Learning & behavior problems

## HEALTH IMPACTS



Damage to brain & nervous system



Slowed growth & development



Hearing & speech problems



Learning & behavior problems

**CHILDHOOD LEAD POISONING IS  
100% PREVENTABLE**

**IF YOU DON'T TEST,  
YOU DON'T DIAGNOSE.**

**IF YOU DON'T DIAGNOSE,  
YOU CAN'T INTERVENE.**

**CHILDHOOD LEAD POISONING IS  
100% PREVENTABLE**

**IF YOU DON'T TEST,  
YOU DON'T DIAGNOSE.**

**IF YOU DON'T DIAGNOSE,  
YOU CAN'T INTERVENE.**

Contact your local public health agency or the Iowa Department of Public Health for more information on childhood lead poisoning:

**800-972-2026**

Contact your local public health agency or the Iowa Department of Public Health for more information on childhood lead poisoning:

**800-972-2026**

# 2020 HANCOCK COUNTY IOWA LEAD REPORT CARD

# 2020 HANCOCK COUNTY IOWA LEAD REPORT CARD

OF ALL HANCOCK COUNTY CHILDREN  
0 TO 6 YEARS OLD ONLY

# 18.52%

WERE TESTED FOR LEAD

OF ALL HANCOCK COUNTY CHILDREN  
0 TO 6 YEARS OLD ONLY

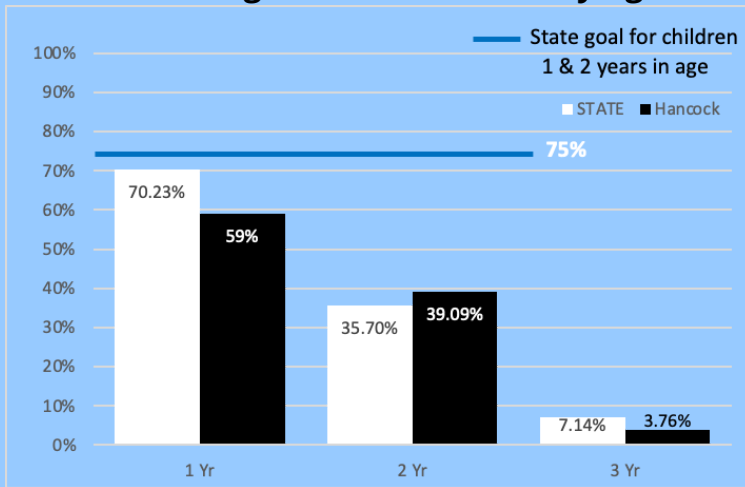
# 18.52%

WERE TESTED FOR LEAD

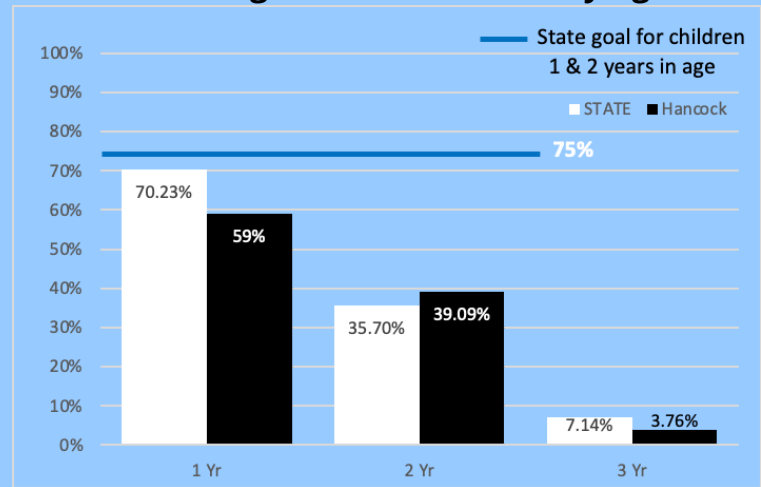
ALL CHILDREN SHOULD BE TESTED  
AT 1 AND 2 YEARS OF AGE

ALL CHILDREN SHOULD BE TESTED  
AT 1 AND 2 YEARS OF AGE

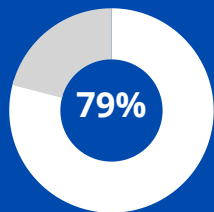
State vs County - Percent of Children  
Receiving a Blood Lead Test By Age



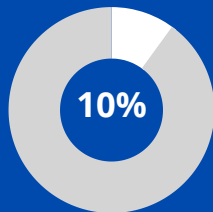
State vs County - Percent of Children  
Receiving a Blood Lead Test By Age



## RISK FACTORS

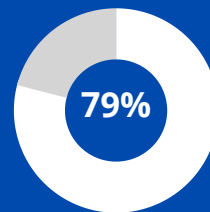


Pre-1979 Housing

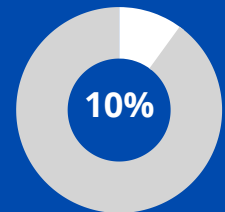


Population Below  
Poverty Level

## RISK FACTORS



Pre-1979 Housing




Population Below  
Poverty Level

References:  
Iowa Department of Public Health. (2020). Iowa Public Health Tracking Portal. Retrieved from <https://tracking.idph.iowa.gov/>  
State Library of Iowa. (2020). American Community Survey: Poverty status in the past 12 months.  
State Library of Iowa. (2020). American Community Survey: Year structure built.

References:  
Iowa Department of Public Health. (2020). Iowa Public Health Tracking Portal. Retrieved from <https://tracking.idph.iowa.gov/>  
State Library of Iowa. (2020). American Community Survey: Poverty status in the past 12 months.  
State Library of Iowa. (2020). American Community Survey: Year structure built.


1148 children under the age of 6 had a confirmed elevated blood lead level above 3.5 µg/dL in Iowa in 2020



That is enough to fill 15 school buses

Iowa Public Health Tracking Portal. (2020). Children Tested. Retrieved from <https://tracking.idph.iowa.gov/Health/Lead-Poisoning/Annual-Blood-Lead-Testing-Children-Under-6/Children-Tested>

1148 children under the age of 6 had a confirmed elevated blood lead level above 3.5 µg/dL in Iowa in 2020



That is enough to fill 15 school buses

Iowa Public Health Tracking Portal. (2020). Children Tested. Retrieved from <https://tracking.idph.iowa.gov/Health/Lead-Poisoning/Annual-Blood-Lead-Testing-Children-Under-6/Children-Tested>

## HEALTH IMPACTS



Damage to brain & nervous system



Slowed growth & development



Hearing & speech problems



Learning & behavior problems



Damage to brain & nervous system



Slowed growth & development



Hearing & speech problems



Learning & behavior problems

**CHILDHOOD LEAD POISONING IS  
100% PREVENTABLE**

**IF YOU DON'T TEST,  
YOU DON'T DIAGNOSE.**

**IF YOU DON'T DIAGNOSE,  
YOU CAN'T INTERVENE.**

Contact your local public health agency or the Iowa Department of Public Health for more information on childhood lead poisoning:

**800-972-2026**

**CHILDHOOD LEAD POISONING IS  
100% PREVENTABLE**

**IF YOU DON'T TEST,  
YOU DON'T DIAGNOSE.**

**IF YOU DON'T DIAGNOSE,  
YOU CAN'T INTERVENE.**

Contact your local public health agency or the Iowa Department of Public Health for more information on childhood lead poisoning:

**800-972-2026**

# 2020 HARDIN COUNTY IOWA LEAD REPORT CARD

# 2020 HARDIN COUNTY IOWA LEAD REPORT CARD

OF ALL HARDIN COUNTY CHILDREN  
0 TO 6 YEARS OLD ONLY

## 21.74%

WERE TESTED FOR LEAD

OF ALL HARDIN COUNTY CHILDREN  
0 TO 6 YEARS OLD ONLY

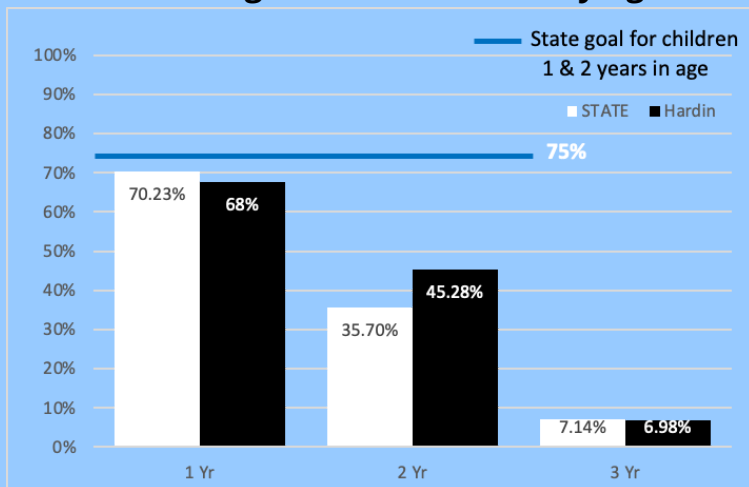
## 21.74%

WERE TESTED FOR LEAD

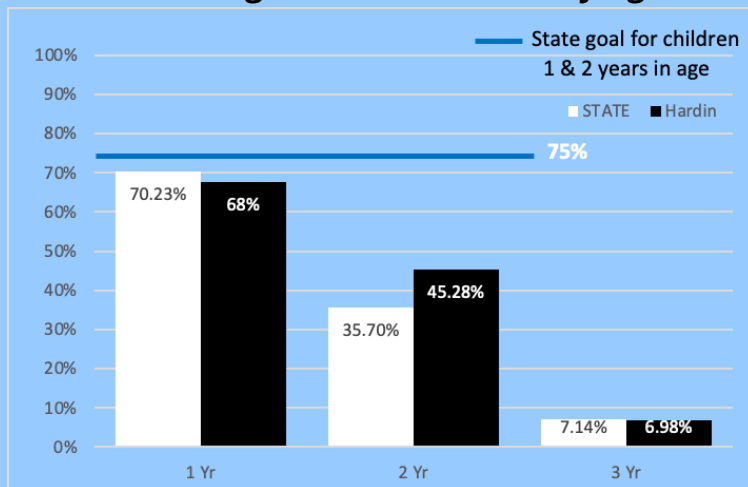
ALL CHILDREN SHOULD BE TESTED  
AT 1 AND 2 YEARS OF AGE

ALL CHILDREN SHOULD BE TESTED  
AT 1 AND 2 YEARS OF AGE

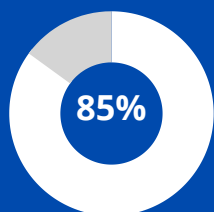
State vs County - Percent of Children  
Receiving a Blood Lead Test By Age



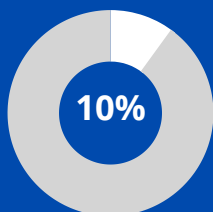
State vs County - Percent of Children  
Receiving a Blood Lead Test By Age



## RISK FACTORS

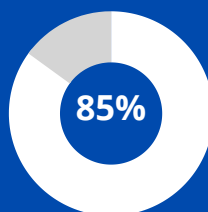


Pre-1979 Housing

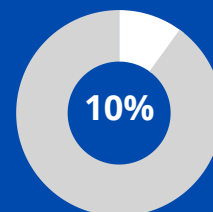


Population Below  
Poverty Level

## RISK FACTORS



Pre-1979 Housing




Population Below  
Poverty Level

References:  
Iowa Department of Public Health. (2020). Iowa Public Health Tracking Portal. Retrieved from <https://tracking.idph.iowa.gov/>  
State Library of Iowa. (2020). American Community Survey: Poverty status in the past 12 months.  
State Library of Iowa. (2020). American Community Survey: Year structure built.

References:  
Iowa Department of Public Health. (2020). Iowa Public Health Tracking Portal. Retrieved from <https://tracking.idph.iowa.gov/>  
State Library of Iowa. (2020). American Community Survey: Poverty status in the past 12 months.  
State Library of Iowa. (2020). American Community Survey: Year structure built.


1148 children under the age of 6 had a confirmed elevated blood lead level above 3.5 µg/dL in Iowa in 2020



That is enough to fill 15 school buses

Iowa Public Health Tracking Portal. (2020). Children Tested. Retrieved from <https://tracking.idph.iowa.gov/Health/Lead-Poisoning/Annual-Blood-Lead-Testing-Children-Under-6/Children-Tested>

1148 children under the age of 6 had a confirmed elevated blood lead level above 3.5 µg/dL in Iowa in 2020



That is enough to fill 15 school buses

Iowa Public Health Tracking Portal. (2020). Children Tested. Retrieved from <https://tracking.idph.iowa.gov/Health/Lead-Poisoning/Annual-Blood-Lead-Testing-Children-Under-6/Children-Tested>

## HEALTH IMPACTS



Damage to brain & nervous system



Slowed growth & development



Hearing & speech problems



Learning & behavior problems

## HEALTH IMPACTS



Damage to brain & nervous system



Slowed growth & development



Hearing & speech problems



Learning & behavior problems

**CHILDHOOD LEAD POISONING IS  
100% PREVENTABLE**

**IF YOU DON'T TEST,  
YOU DON'T DIAGNOSE.**

**IF YOU DON'T DIAGNOSE,  
YOU CAN'T INTERVENE.**

**CHILDHOOD LEAD POISONING IS  
100% PREVENTABLE**

**IF YOU DON'T TEST,  
YOU DON'T DIAGNOSE.**

**IF YOU DON'T DIAGNOSE,  
YOU CAN'T INTERVENE.**

Contact your local public health agency or the Iowa Department of Public Health for more information on childhood lead poisoning:

**800-972-2026**

Contact your local public health agency or the Iowa Department of Public Health for more information on childhood lead poisoning:

**800-972-2026**



# 2020 HARRISON COUNTY IOWA LEAD REPORT CARD

# 2020 HARRISON COUNTY IOWA LEAD REPORT CARD

OF ALL HARRISON COUNTY CHILDREN 0 TO 6 YEARS OLD ONLY

## 21.30%

WERE TESTED FOR LEAD

OF ALL HARRISON COUNTY CHILDREN 0 TO 6 YEARS OLD ONLY

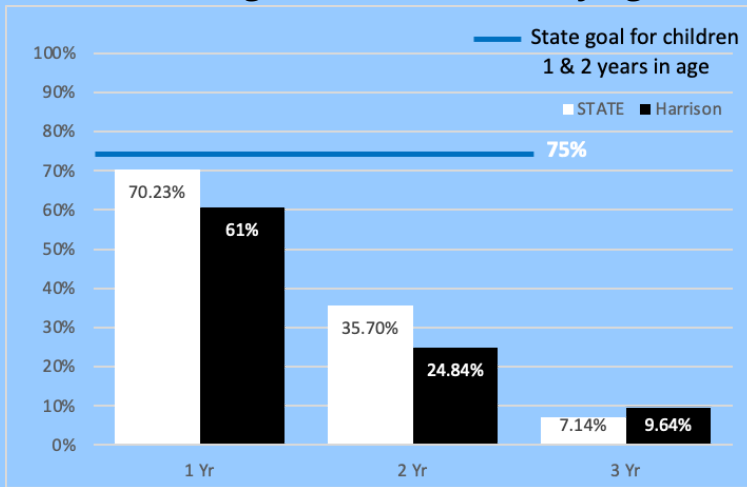
## 21.30%

WERE TESTED FOR LEAD

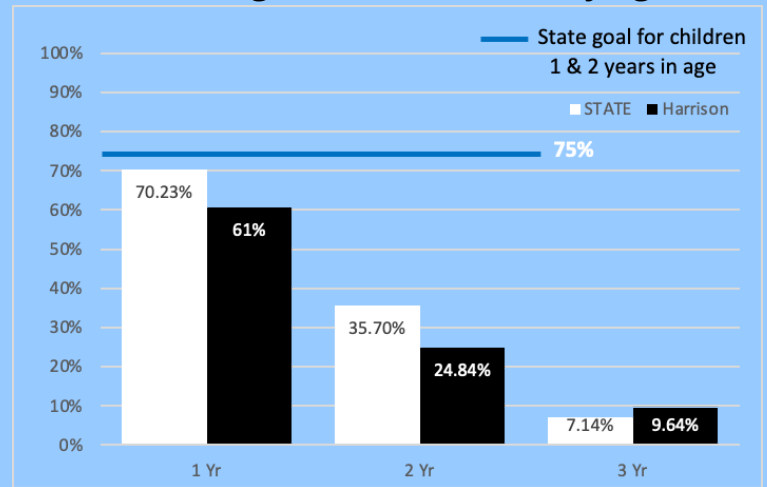
ALL CHILDREN SHOULD BE TESTED AT 1 AND 2 YEARS OF AGE

ALL CHILDREN SHOULD BE TESTED AT 1 AND 2 YEARS OF AGE

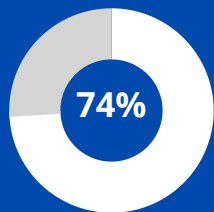
State vs County - Percent of Children Receiving a Blood Lead Test By Age



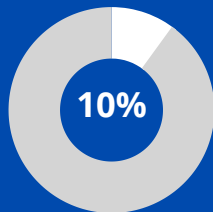
State vs County - Percent of Children Receiving a Blood Lead Test By Age



## RISK FACTORS

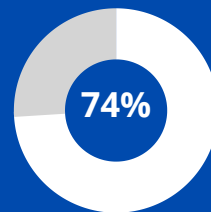


Pre-1979 Housing

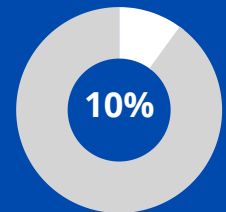


Population Below Poverty Level

## RISK FACTORS



Pre-1979 Housing




Population Below Poverty Level

References:  
Iowa Department of Public Health. (2020). Iowa Public Health Tracking Portal. Retrieved from <https://tracking.idph.iowa.gov/>  
State Library of Iowa. (2020). American Community Survey: Poverty status in the past 12 months.  
State Library of Iowa. (2020). American Community Survey: Year structure built.



References:  
Iowa Department of Public Health. (2020). Iowa Public Health Tracking Portal. Retrieved from <https://tracking.idph.iowa.gov/>  
State Library of Iowa. (2020). American Community Survey: Poverty status in the past 12 months.  
State Library of Iowa. (2020). American Community Survey: Year structure built.



1148 children under the age of 6 had a confirmed elevated blood lead level above 3.5 µg/dL in Iowa in 2020



That is enough to fill 15 school buses

Iowa Public Health Tracking Portal. (2020). Children Tested. Retrieved from <https://tracking.idph.iowa.gov/Health/Lead-Poisoning/Annual-Blood-Lead-Testing-Children-Under-6/Children-Tested>

1148 children under the age of 6 had a confirmed elevated blood lead level above 3.5 µg/dL in Iowa in 2020



That is enough to fill 15 school buses

Iowa Public Health Tracking Portal. (2020). Children Tested. Retrieved from <https://tracking.idph.iowa.gov/Health/Lead-Poisoning/Annual-Blood-Lead-Testing-Children-Under-6/Children-Tested>

## HEALTH IMPACTS



Damage to brain & nervous system



Slowed growth & development



Hearing & speech problems



Learning & behavior problems

## HEALTH IMPACTS



Damage to brain & nervous system



Slowed growth & development



Hearing & speech problems



Learning & behavior problems

**CHILDHOOD LEAD POISONING IS  
100% PREVENTABLE**

**IF YOU DON'T TEST,  
YOU DON'T DIAGNOSE.**

**IF YOU DON'T DIAGNOSE,  
YOU CAN'T INTERVENE.**

**CHILDHOOD LEAD POISONING IS  
100% PREVENTABLE**

**IF YOU DON'T TEST,  
YOU DON'T DIAGNOSE.**

**IF YOU DON'T DIAGNOSE,  
YOU CAN'T INTERVENE.**

Contact your local public health agency or the Iowa Department of Public Health for more information on childhood lead poisoning:

**800-972-2026**

Contact your local public health agency or the Iowa Department of Public Health for more information on childhood lead poisoning:

**800-972-2026**

# 2020 HENRY COUNTY IOWA LEAD REPORT CARD

# 2020 HENRY COUNTY IOWA LEAD REPORT CARD

OF ALL HENRY COUNTY CHILDREN  
0 TO 6 YEARS OLD ONLY

# 23.03%

WERE TESTED FOR LEAD

OF ALL HENRY COUNTY CHILDREN  
0 TO 6 YEARS OLD ONLY

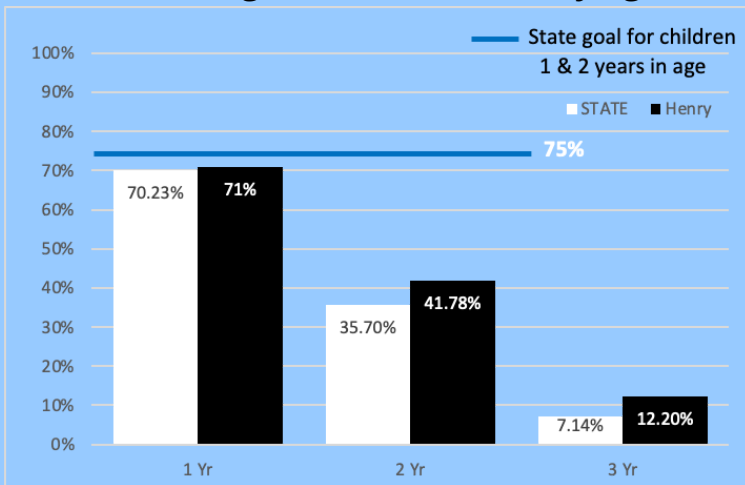
# 23.03%

WERE TESTED FOR LEAD

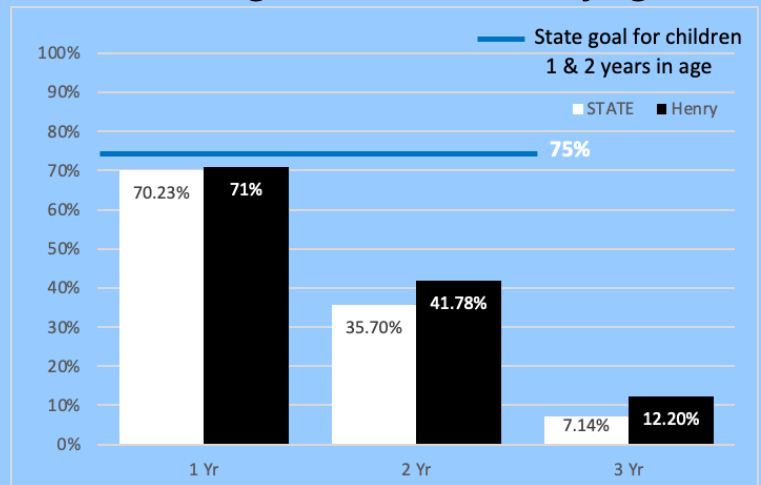
ALL CHILDREN SHOULD BE TESTED  
AT 1 AND 2 YEARS OF AGE

ALL CHILDREN SHOULD BE TESTED  
AT 1 AND 2 YEARS OF AGE

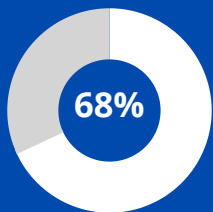
State vs County - Percent of Children  
Receiving a Blood Lead Test By Age



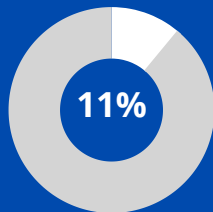
State vs County - Percent of Children  
Receiving a Blood Lead Test By Age



## RISK FACTORS

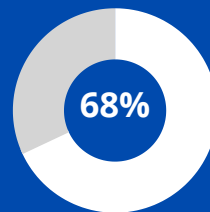


Pre-1979 Housing

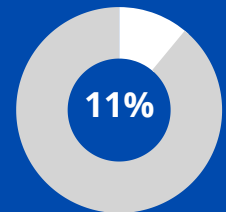


Population Below  
Poverty Level

## RISK FACTORS



Pre-1979 Housing




Population Below  
Poverty Level

References:  
Iowa Department of Public Health. (2020). Iowa Public Health Tracking Portal. Retrieved from <https://tracking.idph.iowa.gov/>  
State Library of Iowa. (2020). American Community Survey: Poverty status in the past 12 months.  
State Library of Iowa. (2020). American Community Survey: Year structure built.

References:  
Iowa Department of Public Health. (2020). Iowa Public Health Tracking Portal. Retrieved from <https://tracking.idph.iowa.gov/>  
State Library of Iowa. (2020). American Community Survey: Poverty status in the past 12 months.  
State Library of Iowa. (2020). American Community Survey: Year structure built.


1148 children under the age of 6 had a confirmed elevated blood lead level above 3.5 µg/dL in Iowa in 2020



That is enough to fill 15 school buses

Iowa Public Health Tracking Portal. (2020). Children Tested. Retrieved from <https://tracking.idph.iowa.gov/Health/Lead-Poisoning/Annual-Blood-Lead-Testing-Children-Under-6/Children-Tested>

1148 children under the age of 6 had a confirmed elevated blood lead level above 3.5 µg/dL in Iowa in 2020



That is enough to fill 15 school buses

Iowa Public Health Tracking Portal. (2020). Children Tested. Retrieved from <https://tracking.idph.iowa.gov/Health/Lead-Poisoning/Annual-Blood-Lead-Testing-Children-Under-6/Children-Tested>

## HEALTH IMPACTS



Damage to brain & nervous system



Slowed growth & development



Hearing & speech problems



Learning & behavior problems



Damage to brain & nervous system



Slowed growth & development



Hearing & speech problems



Learning & behavior problems

**CHILDHOOD LEAD POISONING IS  
100% PREVENTABLE**

**IF YOU DON'T TEST,  
YOU DON'T DIAGNOSE.**

**IF YOU DON'T DIAGNOSE,  
YOU CAN'T INTERVENE.**

**CHILDHOOD LEAD POISONING IS  
100% PREVENTABLE**

**IF YOU DON'T TEST,  
YOU DON'T DIAGNOSE.**

**IF YOU DON'T DIAGNOSE,  
YOU CAN'T INTERVENE.**

Contact your local public health agency or the Iowa Department of Public Health for more information on childhood lead poisoning:

**800-972-2026**

Contact your local public health agency or the Iowa Department of Public Health for more information on childhood lead poisoning:

**800-972-2026**

# 2020 HOWARD COUNTY IOWA LEAD REPORT CARD

# 2020 HOWARD COUNTY IOWA LEAD REPORT CARD

OF ALL HOWARD COUNTY CHILDREN  
0 TO 6 YEARS OLD ONLY

## 23.19%

WERE TESTED FOR LEAD

OF ALL HOWARD COUNTY CHILDREN  
0 TO 6 YEARS OLD ONLY

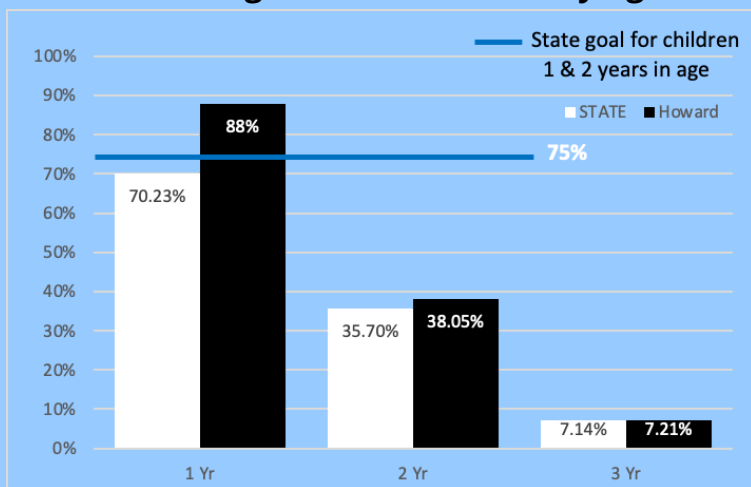
## 23.19%

WERE TESTED FOR LEAD

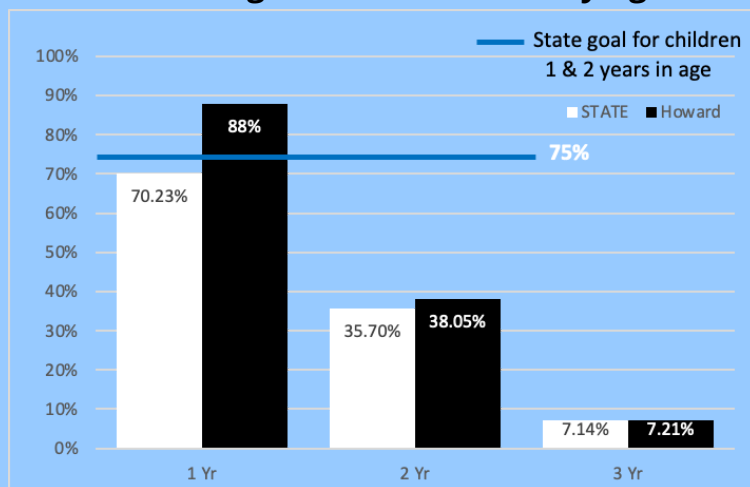
ALL CHILDREN SHOULD BE TESTED  
AT 1 AND 2 YEARS OF AGE

ALL CHILDREN SHOULD BE TESTED  
AT 1 AND 2 YEARS OF AGE

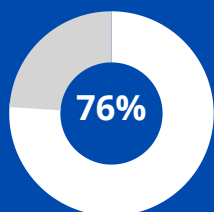
State vs County - Percent of Children  
Receiving a Blood Lead Test By Age



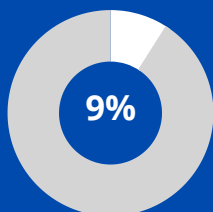
State vs County - Percent of Children  
Receiving a Blood Lead Test By Age



## RISK FACTORS

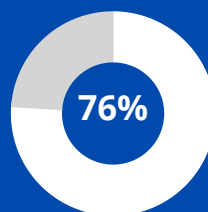


Pre-1979 Housing

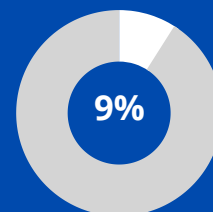


Population Below  
Poverty Level

## RISK FACTORS



Pre-1979 Housing




Population Below  
Poverty Level

References:  
Iowa Department of Public Health. (2020). Iowa Public Health Tracking Portal. Retrieved from <https://tracking.idph.iowa.gov/>  
State Library of Iowa. (2020). American Community Survey: Poverty status in the past 12 months.  
State Library of Iowa. (2020). American Community Survey: Year structure built.

References:  
Iowa Department of Public Health. (2020). Iowa Public Health Tracking Portal. Retrieved from <https://tracking.idph.iowa.gov/>  
State Library of Iowa. (2020). American Community Survey: Poverty status in the past 12 months.  
State Library of Iowa. (2020). American Community Survey: Year structure built.


1148 children under the age of 6 had a confirmed elevated blood lead level above 3.5 µg/dL in Iowa in 2020



That is enough to fill 15 school buses

Iowa Public Health Tracking Portal. (2020). Children Tested. Retrieved from <https://tracking.idph.iowa.gov/Health/Lead-Poisoning/Annual-Blood-Lead-Testing-Children-Under-6/Children-Tested>

1148 children under the age of 6 had a confirmed elevated blood lead level above 3.5 µg/dL in Iowa in 2020



That is enough to fill 15 school buses

Iowa Public Health Tracking Portal. (2020). Children Tested. Retrieved from <https://tracking.idph.iowa.gov/Health/Lead-Poisoning/Annual-Blood-Lead-Testing-Children-Under-6/Children-Tested>

## HEALTH IMPACTS



Damage to brain & nervous system



Slowed growth & development



Hearing & speech problems



Learning & behavior problems

## HEALTH IMPACTS



Damage to brain & nervous system



Slowed growth & development



Hearing & speech problems



Learning & behavior problems

**CHILDHOOD LEAD POISONING IS  
100% PREVENTABLE**

**IF YOU DON'T TEST,  
YOU DON'T DIAGNOSE.**

**IF YOU DON'T DIAGNOSE,  
YOU CAN'T INTERVENE.**

**CHILDHOOD LEAD POISONING IS  
100% PREVENTABLE**

**IF YOU DON'T TEST,  
YOU DON'T DIAGNOSE.**

**IF YOU DON'T DIAGNOSE,  
YOU CAN'T INTERVENE.**

Contact your local public health agency or the Iowa Department of Public Health for more information on childhood lead poisoning:

**800-972-2026**

Contact your local public health agency or the Iowa Department of Public Health for more information on childhood lead poisoning:

**800-972-2026**

# 2020 HUMBOLDT COUNTY IOWA LEAD REPORT CARD

# 2020 HUMBOLDT COUNTY IOWA LEAD REPORT CARD

OF ALL HUMBOLDT COUNTY CHILDREN 0 TO 6 YEARS OLD ONLY

# 14.89%

WERE TESTED FOR LEAD

OF ALL HUMBOLDT COUNTY CHILDREN 0 TO 6 YEARS OLD ONLY

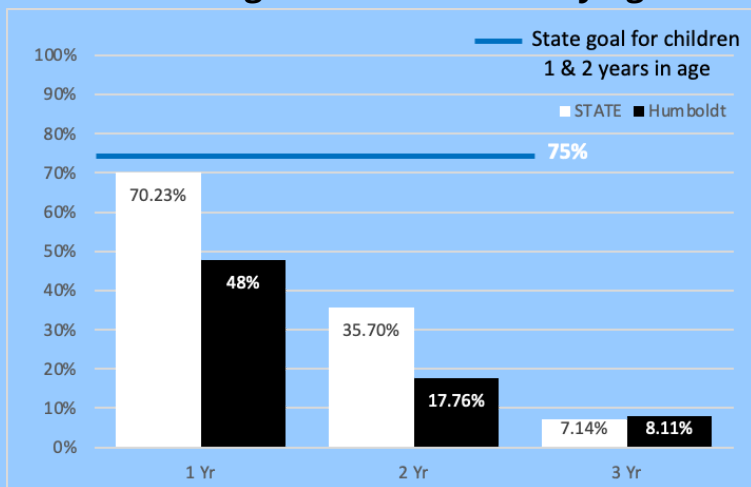
# 14.89%

WERE TESTED FOR LEAD

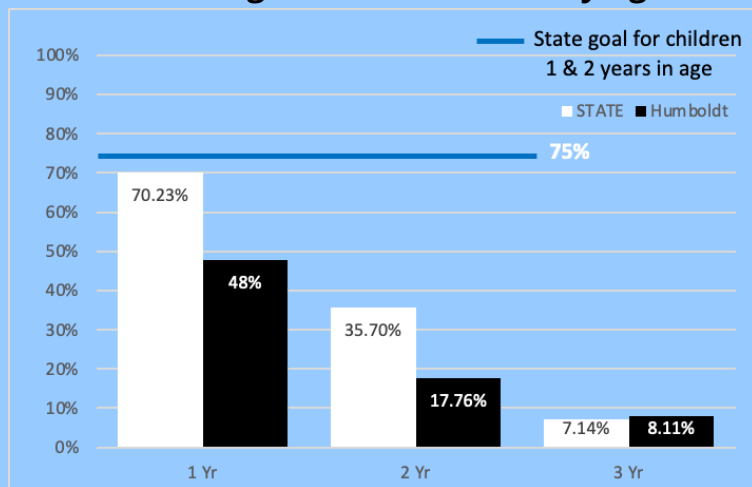
ALL CHILDREN SHOULD BE TESTED AT 1 AND 2 YEARS OF AGE

ALL CHILDREN SHOULD BE TESTED AT 1 AND 2 YEARS OF AGE

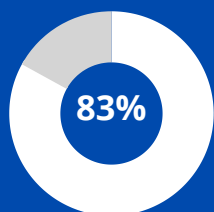
State vs County - Percent of Children Receiving a Blood Lead Test By Age



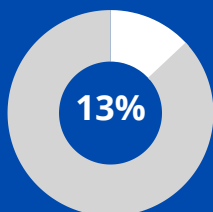
State vs County - Percent of Children Receiving a Blood Lead Test By Age



## RISK FACTORS

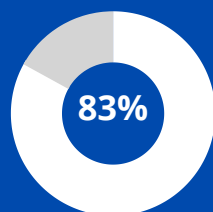


Pre-1979 Housing

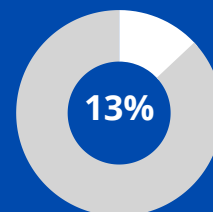


Population Below Poverty Level

## RISK FACTORS



Pre-1979 Housing



Population Below Poverty Level


References:  
Iowa Department of Public Health. (2020). Iowa Public Health Tracking Portal. Retrieved from <https://tracking.idph.iowa.gov/>  
State Library of Iowa. (2020). American Community Survey: Poverty status in the past 12 months.  
State Library of Iowa. (2020). American Community Survey: Year structure built.



References:  
Iowa Department of Public Health. (2020). Iowa Public Health Tracking Portal. Retrieved from <https://tracking.idph.iowa.gov/>  
State Library of Iowa. (2020). American Community Survey: Poverty status in the past 12 months.  
State Library of Iowa. (2020). American Community Survey: Year structure built.



1148 children under the age of 6 had a confirmed elevated blood lead level above 3.5 µg/dL in Iowa in 2020



That is enough to fill 15 school buses

Iowa Public Health Tracking Portal. (2020). Children Tested. Retrieved from <https://tracking.idph.iowa.gov/Health/Lead-Poisoning/Annual-Blood-Lead-Testing-Children-Under-6/Children-Tested>

1148 children under the age of 6 had a confirmed elevated blood lead level above 3.5 µg/dL in Iowa in 2020



That is enough to fill 15 school buses

Iowa Public Health Tracking Portal. (2020). Children Tested. Retrieved from <https://tracking.idph.iowa.gov/Health/Lead-Poisoning/Annual-Blood-Lead-Testing-Children-Under-6/Children-Tested>

## HEALTH IMPACTS



Damage to brain & nervous system



Slowed growth & development



Hearing & speech problems



Learning & behavior problems

## HEALTH IMPACTS



Damage to brain & nervous system



Slowed growth & development



Hearing & speech problems



Learning & behavior problems

**CHILDHOOD LEAD POISONING IS  
100% PREVENTABLE**

**IF YOU DON'T TEST,  
YOU DON'T DIAGNOSE.**

**IF YOU DON'T DIAGNOSE,  
YOU CAN'T INTERVENE.**

**CHILDHOOD LEAD POISONING IS  
100% PREVENTABLE**

**IF YOU DON'T TEST,  
YOU DON'T DIAGNOSE.**

**IF YOU DON'T DIAGNOSE,  
YOU CAN'T INTERVENE.**

Contact your local public health agency or the Iowa Department of Public Health for more information on childhood lead poisoning:

**800-972-2026**

Contact your local public health agency or the Iowa Department of Public Health for more information on childhood lead poisoning:

**800-972-2026**



# 2020 IDA COUNTY IOWA LEAD REPORT CARD

# 2020 IDA COUNTY IOWA LEAD REPORT CARD

OF ALL IDA COUNTY CHILDREN  
0 TO 6 YEARS OLD ONLY

# 15.12%

WERE TESTED FOR LEAD

OF ALL IDA COUNTY CHILDREN  
0 TO 6 YEARS OLD ONLY

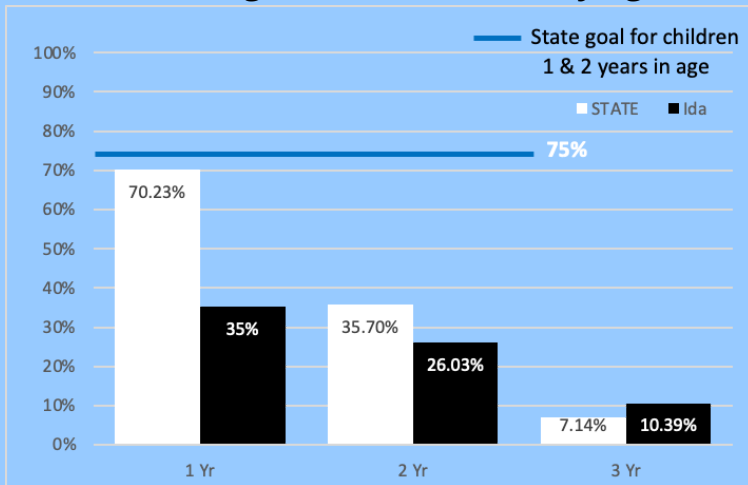
# 15.12%

WERE TESTED FOR LEAD

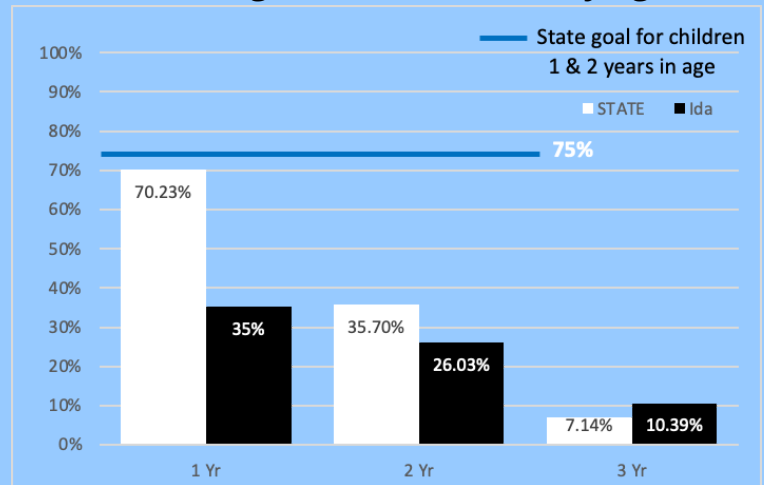
ALL CHILDREN SHOULD BE TESTED  
AT 1 AND 2 YEARS OF AGE

ALL CHILDREN SHOULD BE TESTED  
AT 1 AND 2 YEARS OF AGE

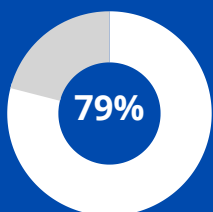
State vs County - Percent of Children  
Receiving a Blood Lead Test By Age



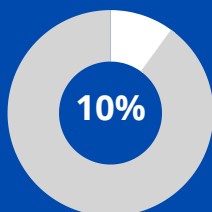
State vs County - Percent of Children  
Receiving a Blood Lead Test By Age



## RISK FACTORS

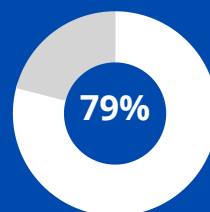


Pre-1979 Housing

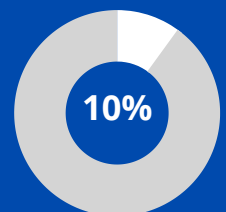


Population Below  
Poverty Level

## RISK FACTORS



Pre-1979 Housing



Population Below  
Poverty Level


References:  
Iowa Department of Public Health. (2020). Iowa Public Health Tracking Portal. Retrieved from <https://tracking.idph.iowa.gov/>  
State Library of Iowa. (2020). American Community Survey: Poverty status in the past 12 months.  
State Library of Iowa. (2020). American Community Survey: Year structure built.



References:  
Iowa Department of Public Health. (2020). Iowa Public Health Tracking Portal. Retrieved from <https://tracking.idph.iowa.gov/>  
State Library of Iowa. (2020). American Community Survey: Poverty status in the past 12 months.  
State Library of Iowa. (2020). American Community Survey: Year structure built.




1148 children under the age of 6 had a confirmed elevated blood lead level above 3.5 µg/dL in Iowa in 2020



That is enough to fill 15 school buses

Iowa Public Health Tracking Portal. (2020). Children Tested. Retrieved from <https://tracking.idph.iowa.gov/Health/Lead-Poisoning/Annual-Blood-Lead-Testing-Children-Under-6/Children-Tested>

1148 children under the age of 6 had a confirmed elevated blood lead level above 3.5 µg/dL in Iowa in 2020



That is enough to fill 15 school buses

Iowa Public Health Tracking Portal. (2020). Children Tested. Retrieved from <https://tracking.idph.iowa.gov/Health/Lead-Poisoning/Annual-Blood-Lead-Testing-Children-Under-6/Children-Tested>

## HEALTH IMPACTS



Damage to brain & nervous system



Slowed growth & development



Hearing & speech problems



Learning & behavior problems

## HEALTH IMPACTS



Damage to brain & nervous system



Slowed growth & development



Hearing & speech problems



Learning & behavior problems

**CHILDHOOD LEAD POISONING IS  
100% PREVENTABLE**

**IF YOU DON'T TEST,  
YOU DON'T DIAGNOSE.**

**IF YOU DON'T DIAGNOSE,  
YOU CAN'T INTERVENE.**

**CHILDHOOD LEAD POISONING IS  
100% PREVENTABLE**

**IF YOU DON'T TEST,  
YOU DON'T DIAGNOSE.**

**IF YOU DON'T DIAGNOSE,  
YOU CAN'T INTERVENE.**

Contact your local public health agency or the Iowa Department of Public Health for more information on childhood lead poisoning:

**800-972-2026**

Contact your local public health agency or the Iowa Department of Public Health for more information on childhood lead poisoning:

**800-972-2026**

# 2020 IOWA COUNTY IOWA LEAD REPORT CARD

# 2020 IOWA COUNTY IOWA LEAD REPORT CARD

OF ALL IOWA COUNTY CHILDREN 0 TO 6 YEARS OLD ONLY

## 18.68%

WERE TESTED FOR LEAD

OF ALL IOWA COUNTY CHILDREN 0 TO 6 YEARS OLD ONLY

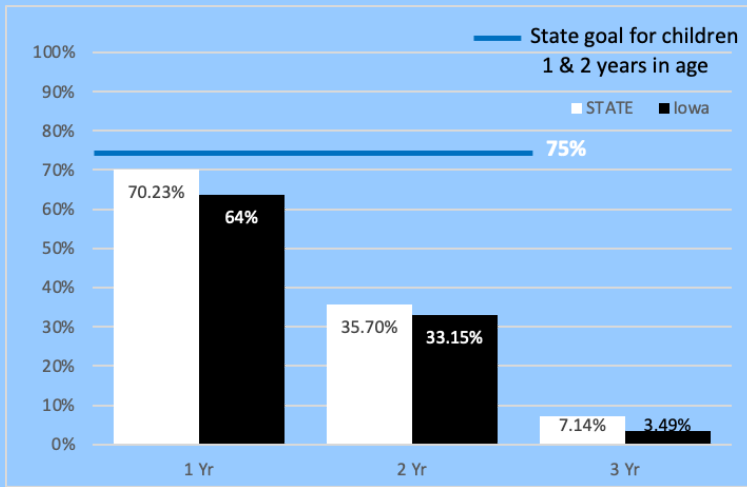
## 18.68%

WERE TESTED FOR LEAD

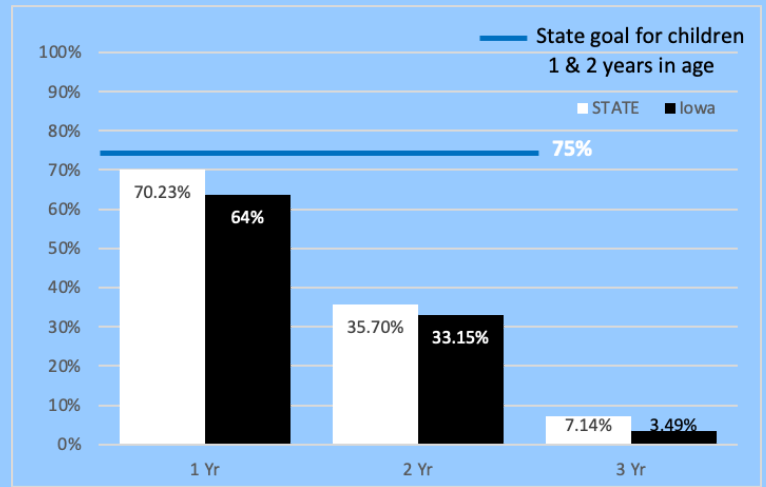
ALL CHILDREN SHOULD BE TESTED AT 1 AND 2 YEARS OF AGE

ALL CHILDREN SHOULD BE TESTED AT 1 AND 2 YEARS OF AGE

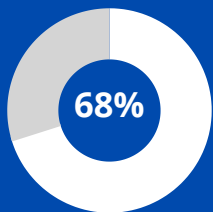
State vs County - Percent of Children Receiving a Blood Lead Test By Age



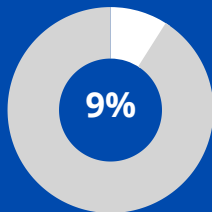
State vs County - Percent of Children Receiving a Blood Lead Test By Age



## RISK FACTORS

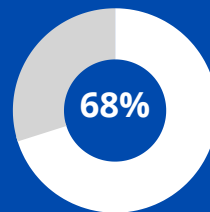


Pre-1979 Housing

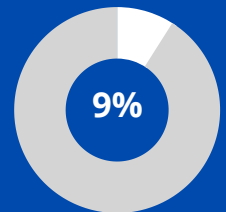


Population Below Poverty Level

## RISK FACTORS



Pre-1979 Housing




Population Below Poverty Level

References:  
Iowa Department of Public Health. (2020). Iowa Public Health Tracking Portal. Retrieved from <https://tracking.idph.iowa.gov/>  
State Library of Iowa. (2020). American Community Survey: Poverty status in the past 12 months.  
State Library of Iowa. (2020). American Community Survey: Year structure built.

References:  
Iowa Department of Public Health. (2020). Iowa Public Health Tracking Portal. Retrieved from <https://tracking.idph.iowa.gov/>  
State Library of Iowa. (2020). American Community Survey: Poverty status in the past 12 months.  
State Library of Iowa. (2020). American Community Survey: Year structure built.


1148 children under the age of 6 had a confirmed elevated blood lead level above 3.5 µg/dL in Iowa in 2020



That is enough to fill 15 school buses

Iowa Public Health Tracking Portal. (2020). Children Tested. Retrieved from <https://tracking.idph.iowa.gov/Health/Lead-Poisoning/Annual-Blood-Lead-Testing-Children-Under-6/Children-Tested>

1148 children under the age of 6 had a confirmed elevated blood lead level above 3.5 µg/dL in Iowa in 2020



That is enough to fill 15 school buses

Iowa Public Health Tracking Portal. (2020). Children Tested. Retrieved from <https://tracking.idph.iowa.gov/Health/Lead-Poisoning/Annual-Blood-Lead-Testing-Children-Under-6/Children-Tested>

## HEALTH IMPACTS



Damage to brain & nervous system



Slowed growth & development



Hearing & speech problems



Learning & behavior problems

## HEALTH IMPACTS



Damage to brain & nervous system



Slowed growth & development



Hearing & speech problems



Learning & behavior problems

**CHILDHOOD LEAD POISONING IS  
100% PREVENTABLE**

**IF YOU DON'T TEST,  
YOU DON'T DIAGNOSE.**

**IF YOU DON'T DIAGNOSE,  
YOU CAN'T INTERVENE.**

**CHILDHOOD LEAD POISONING IS  
100% PREVENTABLE**

**IF YOU DON'T TEST,  
YOU DON'T DIAGNOSE.**

**IF YOU DON'T DIAGNOSE,  
YOU CAN'T INTERVENE.**

Contact your local public health agency or the Iowa Department of Public Health for more information on childhood lead poisoning:

**800-972-2026**

Contact your local public health agency or the Iowa Department of Public Health for more information on childhood lead poisoning:

**800-972-2026**

# 2020 JACKSON COUNTY IOWA LEAD REPORT CARD

# 2020 JACKSON COUNTY IOWA LEAD REPORT CARD

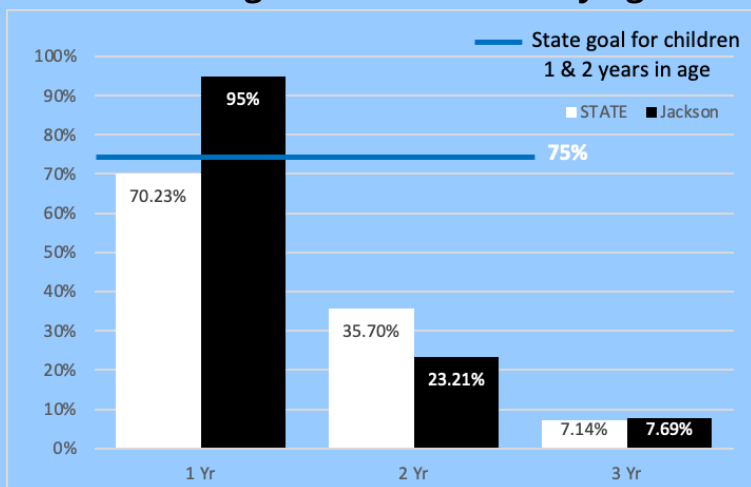
OF ALL JACKSON COUNTY CHILDREN 0 TO 6 YEARS OLD ONLY

## 27.25%

WERE TESTED FOR LEAD

ALL CHILDREN SHOULD BE TESTED AT 1 AND 2 YEARS OF AGE

State vs County - Percent of Children Receiving a Blood Lead Test By Age



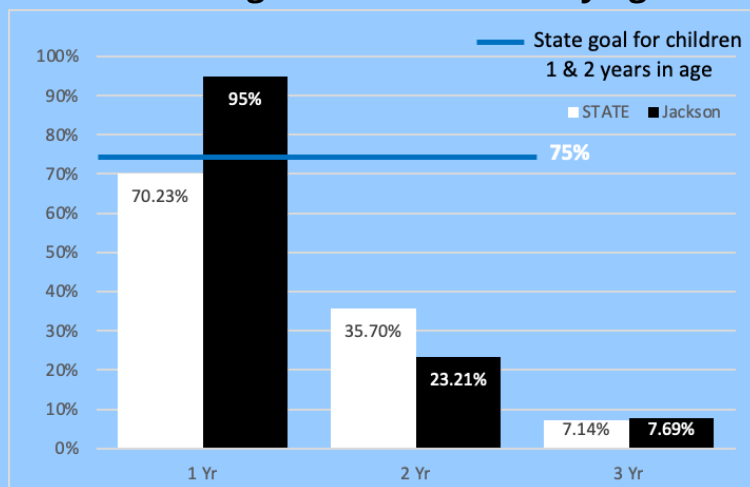
OF ALL JACKSON COUNTY CHILDREN 0 TO 6 YEARS OLD ONLY

## 27.25%

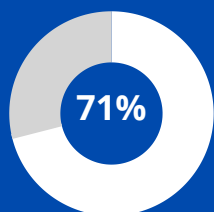
WERE TESTED FOR LEAD

ALL CHILDREN SHOULD BE TESTED AT 1 AND 2 YEARS OF AGE

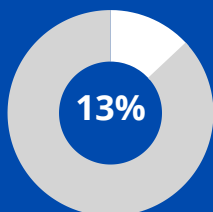
State vs County - Percent of Children Receiving a Blood Lead Test By Age



## RISK FACTORS

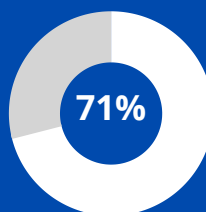


Pre-1979 Housing

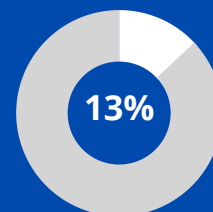


Population Below Poverty Level

## RISK FACTORS



Pre-1979 Housing




Population Below Poverty Level

References:  
Iowa Department of Public Health. (2020). Iowa Public Health Tracking Portal. Retrieved from <https://tracking.idph.iowa.gov/>  
State Library of Iowa. (2020). American Community Survey: Poverty status in the past 12 months.  
State Library of Iowa. (2020). American Community Survey: Year structure built.

References:  
Iowa Department of Public Health. (2020). Iowa Public Health Tracking Portal. Retrieved from <https://tracking.idph.iowa.gov/>  
State Library of Iowa. (2020). American Community Survey: Poverty status in the past 12 months.  
State Library of Iowa. (2020). American Community Survey: Year structure built.


1148 children under the age of 6 had a confirmed elevated blood lead level above 3.5 µg/dL in Iowa in 2020



That is enough to fill 15 school buses

Iowa Public Health Tracking Portal. (2020). Children Tested. Retrieved from <https://tracking.idph.iowa.gov/Health/Lead-Poisoning/Annual-Blood-Lead-Testing-Children-Under-6/Children-Tested>

1148 children under the age of 6 had a confirmed elevated blood lead level above 3.5 µg/dL in Iowa in 2020



That is enough to fill 15 school buses

Iowa Public Health Tracking Portal. (2020). Children Tested. Retrieved from <https://tracking.idph.iowa.gov/Health/Lead-Poisoning/Annual-Blood-Lead-Testing-Children-Under-6/Children-Tested>

## HEALTH IMPACTS



Damage to brain & nervous system



Slowed growth & development



Hearing & speech problems



Learning & behavior problems

## HEALTH IMPACTS



Damage to brain & nervous system



Slowed growth & development



Hearing & speech problems



Learning & behavior problems

**CHILDHOOD LEAD POISONING IS  
100% PREVENTABLE**

**IF YOU DON'T TEST,  
YOU DON'T DIAGNOSE.**

**IF YOU DON'T DIAGNOSE,  
YOU CAN'T INTERVENE.**

**CHILDHOOD LEAD POISONING IS  
100% PREVENTABLE**

**IF YOU DON'T TEST,  
YOU DON'T DIAGNOSE.**

**IF YOU DON'T DIAGNOSE,  
YOU CAN'T INTERVENE.**

Contact your local public health agency or the Iowa Department of Public Health for more information on childhood lead poisoning:

**800-972-2026**

Contact your local public health agency or the Iowa Department of Public Health for more information on childhood lead poisoning:

**800-972-2026**

# 2020 JASPER COUNTY IOWA LEAD REPORT CARD

# 2020 JASPER COUNTY IOWA LEAD REPORT CARD

OF ALL JASPER COUNTY CHILDREN 0 TO 6 YEARS OLD ONLY

## 25.73%

WERE TESTED FOR LEAD

OF ALL JASPER COUNTY CHILDREN 0 TO 6 YEARS OLD ONLY

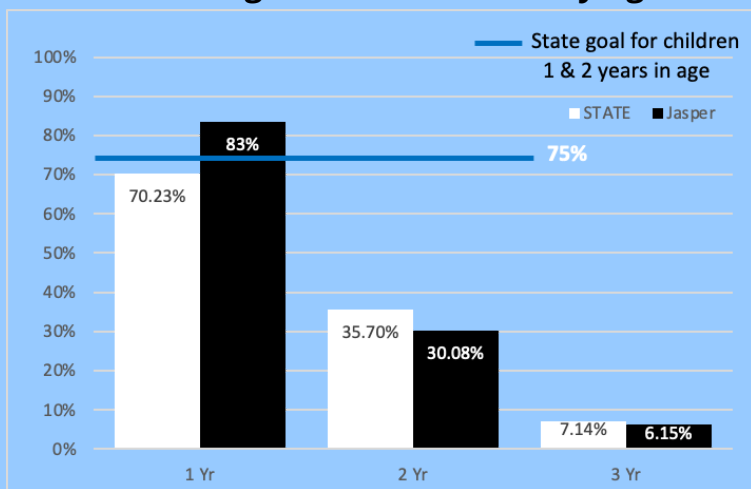
## 25.73%

WERE TESTED FOR LEAD

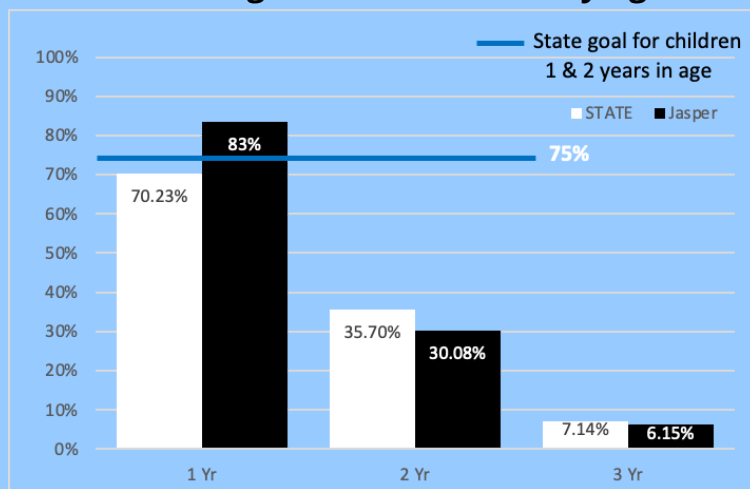
ALL CHILDREN SHOULD BE TESTED AT 1 AND 2 YEARS OF AGE

ALL CHILDREN SHOULD BE TESTED AT 1 AND 2 YEARS OF AGE

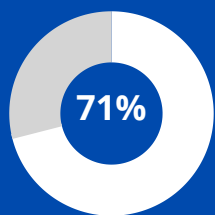
State vs County - Percent of Children Receiving a Blood Lead Test By Age



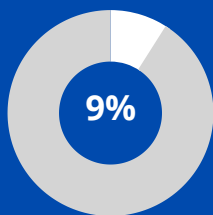
State vs County - Percent of Children Receiving a Blood Lead Test By Age



## RISK FACTORS

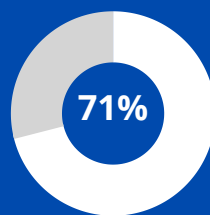


Pre-1979 Housing

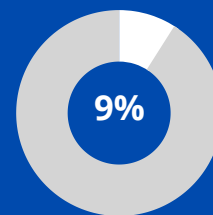


Population Below Poverty Level

## RISK FACTORS



Pre-1979 Housing




Population Below Poverty Level

References:  
Iowa Department of Public Health. (2020). Iowa Public Health Tracking Portal. Retrieved from <https://tracking.idph.iowa.gov/>  
State Library of Iowa. (2020). American Community Survey: Poverty status in the past 12 months.  
State Library of Iowa. (2020). American Community Survey: Year structure built.

References:  
Iowa Department of Public Health. (2020). Iowa Public Health Tracking Portal. Retrieved from <https://tracking.idph.iowa.gov/>  
State Library of Iowa. (2020). American Community Survey: Poverty status in the past 12 months.  
State Library of Iowa. (2020). American Community Survey: Year structure built.


1148 children under the age of 6 had a confirmed elevated blood lead level above 3.5 µg/dL in Iowa in 2020



That is enough to fill 15 school buses

Iowa Public Health Tracking Portal. (2020). Children Tested. Retrieved from <https://tracking.idph.iowa.gov/Health/Lead-Poisoning/Annual-Blood-Lead-Testing-Children-Under-6/Children-Tested>

1148 children under the age of 6 had a confirmed elevated blood lead level above 3.5 µg/dL in Iowa in 2020



That is enough to fill 15 school buses

Iowa Public Health Tracking Portal. (2020). Children Tested. Retrieved from <https://tracking.idph.iowa.gov/Health/Lead-Poisoning/Annual-Blood-Lead-Testing-Children-Under-6/Children-Tested>

## HEALTH IMPACTS



Damage to brain & nervous system



Slowed growth & development



Hearing & speech problems



Learning & behavior problems

## HEALTH IMPACTS



Damage to brain & nervous system



Slowed growth & development



Hearing & speech problems



Learning & behavior problems

**CHILDHOOD LEAD POISONING IS  
100% PREVENTABLE**

**IF YOU DON'T TEST,  
YOU DON'T DIAGNOSE.**

**IF YOU DON'T DIAGNOSE,  
YOU CAN'T INTERVENE.**

**CHILDHOOD LEAD POISONING IS  
100% PREVENTABLE**

**IF YOU DON'T TEST,  
YOU DON'T DIAGNOSE.**

**IF YOU DON'T DIAGNOSE,  
YOU CAN'T INTERVENE.**

Contact your local public health agency or the Iowa Department of Public Health for more information on childhood lead poisoning:

**800-972-2026**

Contact your local public health agency or the Iowa Department of Public Health for more information on childhood lead poisoning:

**800-972-2026**



# 2020 JEFFERSON COUNTY IOWA LEAD REPORT CARD

# 2020 JEFFERSON COUNTY IOWA LEAD REPORT CARD

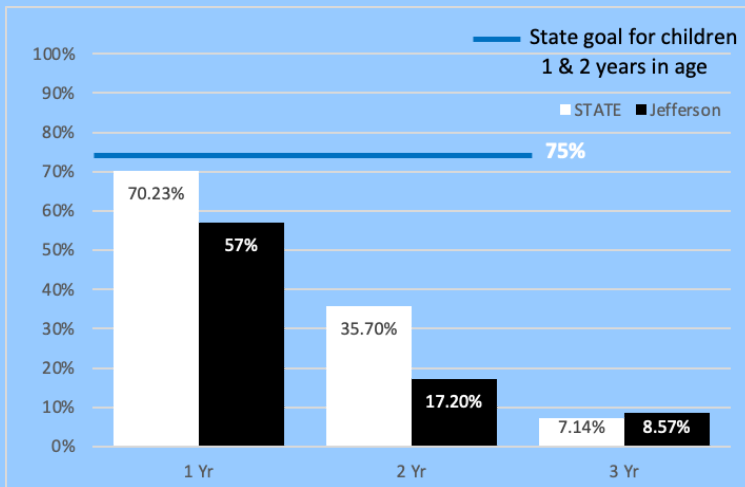
OF ALL JEFFERSON COUNTY CHILDREN 0 TO 6 YEARS OLD ONLY

## 19.14%

WERE TESTED FOR LEAD

ALL CHILDREN SHOULD BE TESTED AT 1 AND 2 YEARS OF AGE

State vs County - Percent of Children Receiving a Blood Lead Test By Age



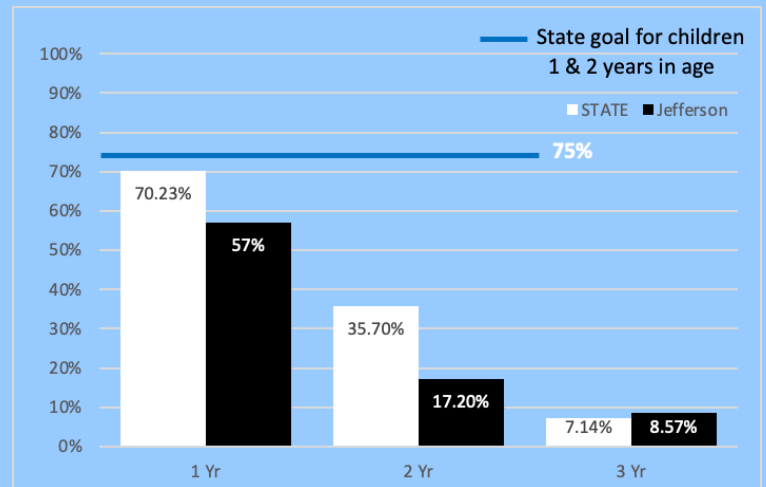
OF ALL JEFFERSON COUNTY CHILDREN 0 TO 6 YEARS OLD ONLY

## 19.14%

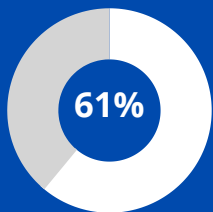
WERE TESTED FOR LEAD

ALL CHILDREN SHOULD BE TESTED AT 1 AND 2 YEARS OF AGE

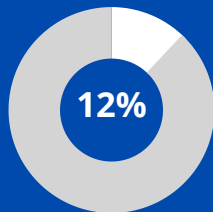
State vs County - Percent of Children Receiving a Blood Lead Test By Age



## RISK FACTORS

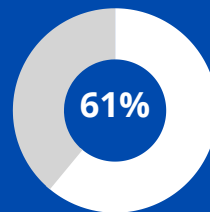


Pre-1979 Housing

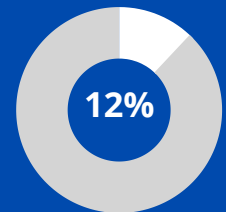


Population Below Poverty Level

## RISK FACTORS



Pre-1979 Housing




Population Below Poverty Level

References:  
Iowa Department of Public Health. (2020). Iowa Public Health Tracking Portal. Retrieved from <https://tracking.idph.iowa.gov/>  
State Library of Iowa. (2020). American Community Survey: Poverty status in the past 12 months.  
State Library of Iowa. (2020). American Community Survey: Year structure built.

References:  
Iowa Department of Public Health. (2020). Iowa Public Health Tracking Portal. Retrieved from <https://tracking.idph.iowa.gov/>  
State Library of Iowa. (2020). American Community Survey: Poverty status in the past 12 months.  
State Library of Iowa. (2020). American Community Survey: Year structure built.


1148 children under the age of 6 had a confirmed elevated blood lead level above 3.5 µg/dL in Iowa in 2020



That is enough to fill 15 school buses

Iowa Public Health Tracking Portal. (2020). Children Tested. Retrieved from <https://tracking.idph.iowa.gov/Health/Lead-Poisoning/Annual-Blood-Lead-Testing-Children-Under-6/Children-Tested>

1148 children under the age of 6 had a confirmed elevated blood lead level above 3.5 µg/dL in Iowa in 2020



That is enough to fill 15 school buses

Iowa Public Health Tracking Portal. (2020). Children Tested. Retrieved from <https://tracking.idph.iowa.gov/Health/Lead-Poisoning/Annual-Blood-Lead-Testing-Children-Under-6/Children-Tested>

## HEALTH IMPACTS



Damage to brain & nervous system



Slowed growth & development



Hearing & speech problems



Learning & behavior problems



Damage to brain & nervous system



Slowed growth & development



Hearing & speech problems



Learning & behavior problems

**CHILDHOOD LEAD POISONING IS  
100% PREVENTABLE**

**IF YOU DON'T TEST,  
YOU DON'T DIAGNOSE.**

**IF YOU DON'T DIAGNOSE,  
YOU CAN'T INTERVENE.**

Contact your local public health agency or the Iowa Department of Public Health for more information on childhood lead poisoning:

**800-972-2026**

**CHILDHOOD LEAD POISONING IS  
100% PREVENTABLE**

**IF YOU DON'T TEST,  
YOU DON'T DIAGNOSE.**

**IF YOU DON'T DIAGNOSE,  
YOU CAN'T INTERVENE.**

Contact your local public health agency or the Iowa Department of Public Health for more information on childhood lead poisoning:

**800-972-2026**

# 2020 JOHNSON COUNTY IOWA LEAD REPORT CARD

# 2020 JOHNSON COUNTY IOWA LEAD REPORT CARD

OF ALL JOHNSON COUNTY CHILDREN 0 TO 6 YEARS OLD ONLY

## 21.91%

WERE TESTED FOR LEAD

OF ALL JOHNSON COUNTY CHILDREN 0 TO 6 YEARS OLD ONLY

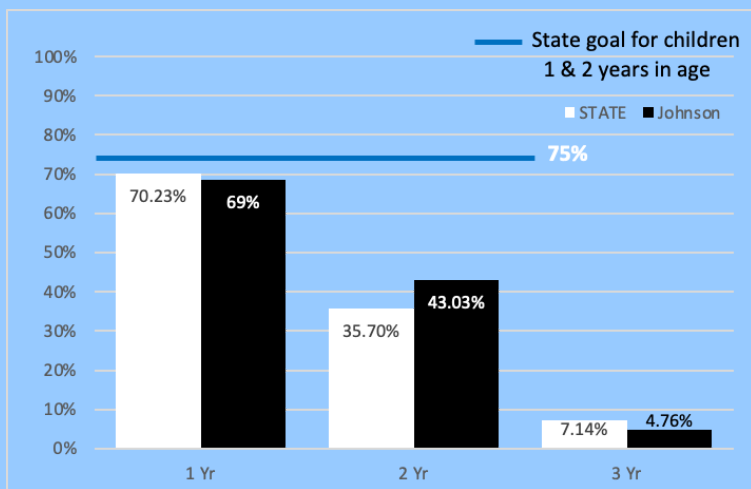
## 21.91%

WERE TESTED FOR LEAD

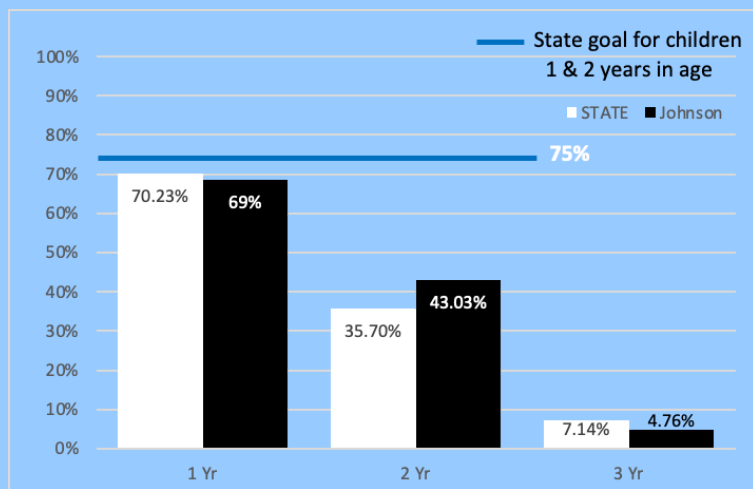
ALL CHILDREN SHOULD BE TESTED AT 1 AND 2 YEARS OF AGE

ALL CHILDREN SHOULD BE TESTED AT 1 AND 2 YEARS OF AGE

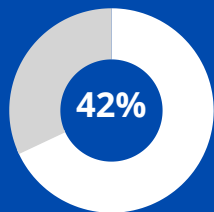
State vs County - Percent of Children Receiving a Blood Lead Test By Age



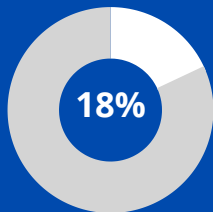
State vs County - Percent of Children Receiving a Blood Lead Test By Age



## RISK FACTORS

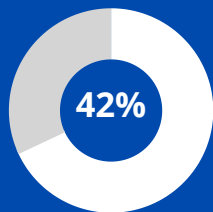


Pre-1979 Housing

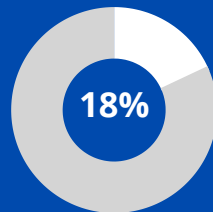


Population Below Poverty Level

## RISK FACTORS



Pre-1979 Housing




Population Below Poverty Level

References:  
Iowa Department of Public Health. (2020). Iowa Public Health Tracking Portal. Retrieved from <https://tracking.idph.iowa.gov/>  
State Library of Iowa. (2020). American Community Survey: Poverty status in the past 12 months.  
State Library of Iowa. (2020). American Community Survey: Year structure built.

References:  
Iowa Department of Public Health. (2020). Iowa Public Health Tracking Portal. Retrieved from <https://tracking.idph.iowa.gov/>  
State Library of Iowa. (2020). American Community Survey: Poverty status in the past 12 months.  
State Library of Iowa. (2020). American Community Survey: Year structure built.


1148 children under the age of 6 had a confirmed elevated blood lead level above 3.5 µg/dL in Iowa in 2020



That is enough to fill 15 school buses

Iowa Public Health Tracking Portal. (2020). Children Tested. Retrieved from <https://tracking.idph.iowa.gov/Health/Lead-Poisoning/Annual-Blood-Lead-Testing-Children-Under-6/Children-Tested>

1148 children under the age of 6 had a confirmed elevated blood lead level above 3.5 µg/dL in Iowa in 2020



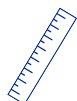
That is enough to fill 15 school buses

Iowa Public Health Tracking Portal. (2020). Children Tested. Retrieved from <https://tracking.idph.iowa.gov/Health/Lead-Poisoning/Annual-Blood-Lead-Testing-Children-Under-6/Children-Tested>

## HEALTH IMPACTS



Damage to brain & nervous system



Slowed growth & development



Hearing & speech problems



Learning & behavior problems

## HEALTH IMPACTS



Damage to brain & nervous system



Slowed growth & development



Hearing & speech problems



Learning & behavior problems

**CHILDHOOD LEAD POISONING IS  
100% PREVENTABLE**

**IF YOU DON'T TEST,  
YOU DON'T DIAGNOSE.**

**IF YOU DON'T DIAGNOSE,  
YOU CAN'T INTERVENE.**

**CHILDHOOD LEAD POISONING IS  
100% PREVENTABLE**

**IF YOU DON'T TEST,  
YOU DON'T DIAGNOSE.**

**IF YOU DON'T DIAGNOSE,  
YOU CAN'T INTERVENE.**

Contact your local public health agency or the Iowa Department of Public Health for more information on childhood lead poisoning:

**800-972-2026**

Contact your local public health agency or the Iowa Department of Public Health for more information on childhood lead poisoning:

**800-972-2026**

# 2020 JONES COUNTY IOWA LEAD REPORT CARD

# 2020 JONES COUNTY IOWA LEAD REPORT CARD

OF ALL JONES COUNTY CHILDREN  
0 TO 6 YEARS OLD ONLY

# 24.65%

WERE TESTED FOR LEAD

ALL CHILDREN SHOULD BE TESTED  
AT 1 AND 2 YEARS OF AGE

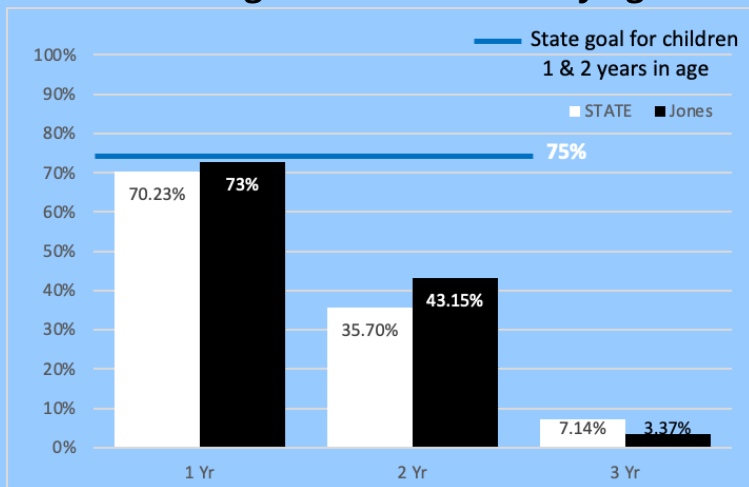
OF ALL JONES COUNTY CHILDREN  
0 TO 6 YEARS OLD ONLY

# 24.65%

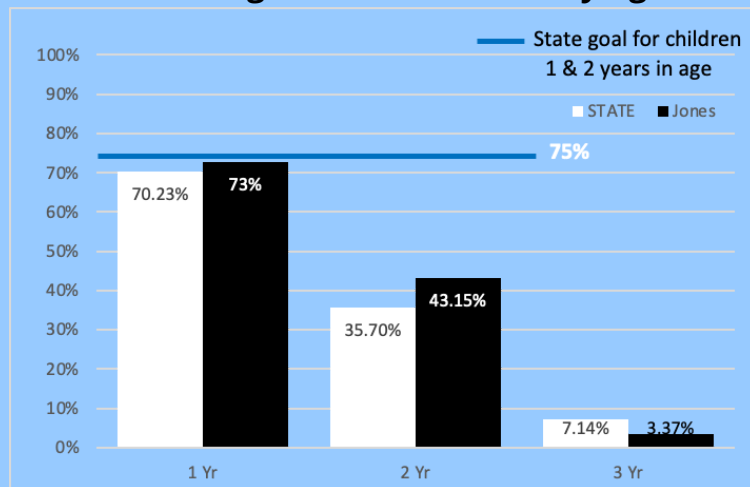
WERE TESTED FOR LEAD

ALL CHILDREN SHOULD BE TESTED  
AT 1 AND 2 YEARS OF AGE

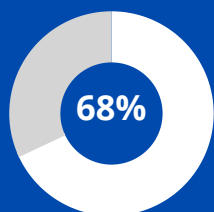
State vs County - Percent of Children  
Receiving a Blood Lead Test By Age



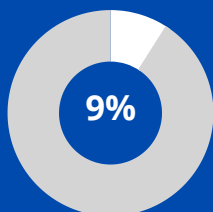
State vs County - Percent of Children  
Receiving a Blood Lead Test By Age



## RISK FACTORS

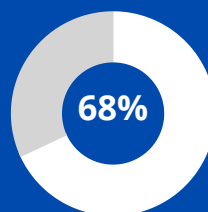


Pre-1979 Housing

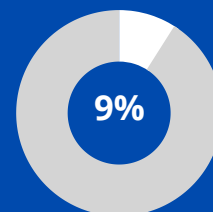


Population Below  
Poverty Level

## RISK FACTORS



Pre-1979 Housing




Population Below  
Poverty Level

References:  
Iowa Department of Public Health. (2020). Iowa Public Health Tracking Portal. Retrieved from <https://tracking.idph.iowa.gov/>  
State Library of Iowa. (2020). American Community Survey: Poverty status in the past 12 months.  
State Library of Iowa. (2020). American Community Survey: Year structure built.

References:  
Iowa Department of Public Health. (2020). Iowa Public Health Tracking Portal. Retrieved from <https://tracking.idph.iowa.gov/>  
State Library of Iowa. (2020). American Community Survey: Poverty status in the past 12 months.  
State Library of Iowa. (2020). American Community Survey: Year structure built.


1148 children under the age of 6 had a confirmed elevated blood lead level above 3.5 µg/dL in Iowa in 2020



That is enough to fill 15 school buses

Iowa Public Health Tracking Portal. (2020). Children Tested. Retrieved from <https://tracking.idph.iowa.gov/Health/Lead-Poisoning/Annual-Blood-Lead-Testing-Children-Under-6/Children-Tested>

1148 children under the age of 6 had a confirmed elevated blood lead level above 3.5 µg/dL in Iowa in 2020



That is enough to fill 15 school buses

Iowa Public Health Tracking Portal. (2020). Children Tested. Retrieved from <https://tracking.idph.iowa.gov/Health/Lead-Poisoning/Annual-Blood-Lead-Testing-Children-Under-6/Children-Tested>

## HEALTH IMPACTS



Damage to brain & nervous system



Slowed growth & development



Hearing & speech problems



Learning & behavior problems

## HEALTH IMPACTS



Damage to brain & nervous system



Slowed growth & development



Hearing & speech problems



Learning & behavior problems

**CHILDHOOD LEAD POISONING IS  
100% PREVENTABLE**

**IF YOU DON'T TEST,  
YOU DON'T DIAGNOSE.**

**IF YOU DON'T DIAGNOSE,  
YOU CAN'T INTERVENE.**

**CHILDHOOD LEAD POISONING IS  
100% PREVENTABLE**

**IF YOU DON'T TEST,  
YOU DON'T DIAGNOSE.**

**IF YOU DON'T DIAGNOSE,  
YOU CAN'T INTERVENE.**

Contact your local public health agency or the Iowa Department of Public Health for more information on childhood lead poisoning:

**800-972-2026**

Contact your local public health agency or the Iowa Department of Public Health for more information on childhood lead poisoning:

**800-972-2026**

# 2020 KEOKUK COUNTY IOWA LEAD REPORT CARD

# 2020 KEOKUK COUNTY IOWA LEAD REPORT CARD

OF ALL KEOKUK COUNTY CHILDREN 0 TO 6 YEARS OLD ONLY

## 19.39%

WERE TESTED FOR LEAD

OF ALL KEOKUK COUNTY CHILDREN 0 TO 6 YEARS OLD ONLY

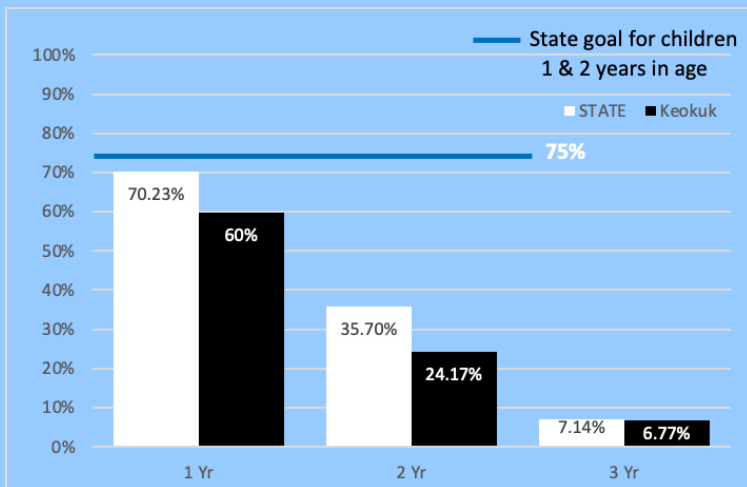
## 19.39%

WERE TESTED FOR LEAD

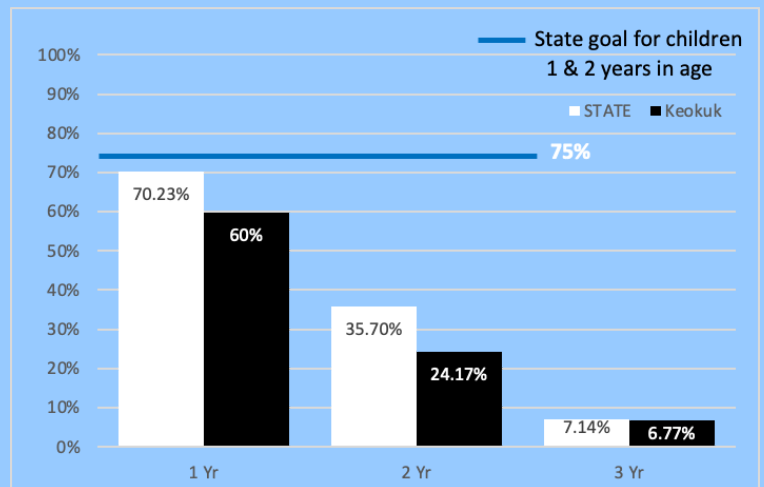
ALL CHILDREN SHOULD BE TESTED AT 1 AND 2 YEARS OF AGE

ALL CHILDREN SHOULD BE TESTED AT 1 AND 2 YEARS OF AGE

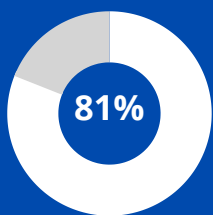
State vs County - Percent of Children Receiving a Blood Lead Test By Age



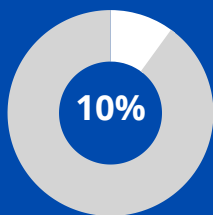
State vs County - Percent of Children Receiving a Blood Lead Test By Age



## RISK FACTORS

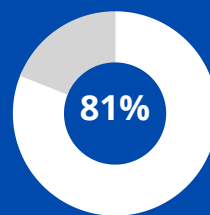


Pre-1979 Housing

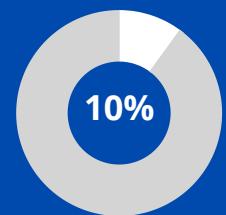


Population Below Poverty Level

## RISK FACTORS



Pre-1979 Housing




Population Below Poverty Level

References:  
Iowa Department of Public Health. (2020). Iowa Public Health Tracking Portal. Retrieved from <https://tracking.idph.iowa.gov/>  
State Library of Iowa. (2020). American Community Survey: Poverty status in the past 12 months.  
State Library of Iowa. (2020). American Community Survey: Year structure built.

References:  
Iowa Department of Public Health. (2020). Iowa Public Health Tracking Portal. Retrieved from <https://tracking.idph.iowa.gov/>  
State Library of Iowa. (2020). American Community Survey: Poverty status in the past 12 months.  
State Library of Iowa. (2020). American Community Survey: Year structure built.


1148 children under the age of 6 had a confirmed elevated blood lead level above 3.5 µg/dL in Iowa in 2020



That is enough to fill 15 school buses

Iowa Public Health Tracking Portal. (2020). Children Tested. Retrieved from <https://tracking.idph.iowa.gov/Health/Lead-Poisoning/Annual-Blood-Lead-Testing-Children-Under-6/Children-Tested>

1148 children under the age of 6 had a confirmed elevated blood lead level above 3.5 µg/dL in Iowa in 2020



That is enough to fill 15 school buses

Iowa Public Health Tracking Portal. (2020). Children Tested. Retrieved from <https://tracking.idph.iowa.gov/Health/Lead-Poisoning/Annual-Blood-Lead-Testing-Children-Under-6/Children-Tested>

## HEALTH IMPACTS



Damage to brain & nervous system



Slowed growth & development



Hearing & speech problems



Learning & behavior problems



Damage to brain & nervous system



Slowed growth & development



Hearing & speech problems



Learning & behavior problems

**CHILDHOOD LEAD POISONING IS  
100% PREVENTABLE**

**IF YOU DON'T TEST,  
YOU DON'T DIAGNOSE.**

**IF YOU DON'T DIAGNOSE,  
YOU CAN'T INTERVENE.**

Contact your local public health agency or the Iowa Department of Public Health for more information on childhood lead poisoning:

**800-972-2026**

**CHILDHOOD LEAD POISONING IS  
100% PREVENTABLE**

**IF YOU DON'T TEST,  
YOU DON'T DIAGNOSE.**

**IF YOU DON'T DIAGNOSE,  
YOU CAN'T INTERVENE.**

Contact your local public health agency or the Iowa Department of Public Health for more information on childhood lead poisoning:

**800-972-2026**



# 2020 KOSSUTH COUNTY IOWA LEAD REPORT CARD

# 2020 KOSSUTH COUNTY IOWA LEAD REPORT CARD

OF ALL KOSSUTH COUNTY CHILDREN  
0 TO 6 YEARS OLD ONLY

## 20.39%

WERE TESTED FOR LEAD

OF ALL KOSSUTH COUNTY CHILDREN  
0 TO 6 YEARS OLD ONLY

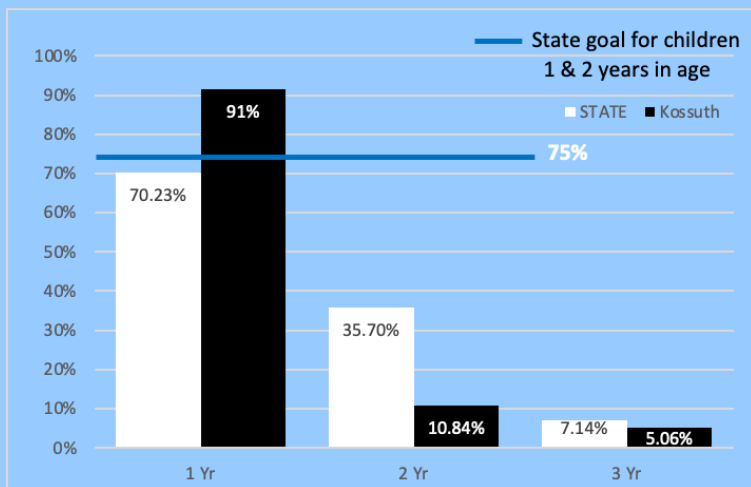
## 20.39%

WERE TESTED FOR LEAD

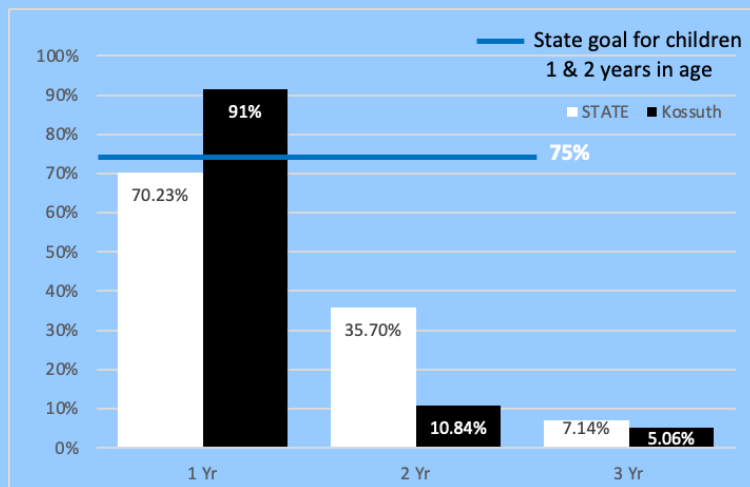
ALL CHILDREN SHOULD BE TESTED  
AT 1 AND 2 YEARS OF AGE

ALL CHILDREN SHOULD BE TESTED  
AT 1 AND 2 YEARS OF AGE

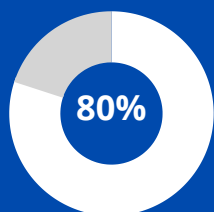
State vs County - Percent of Children  
Receiving a Blood Lead Test By Age



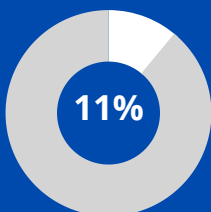
State vs County - Percent of Children  
Receiving a Blood Lead Test By Age



## RISK FACTORS

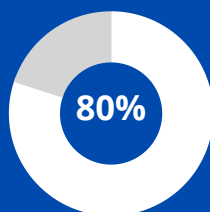


Pre-1979 Housing

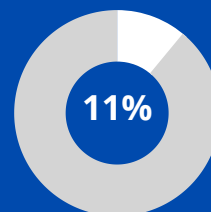


Population Below  
Poverty Level

## RISK FACTORS



Pre-1979 Housing




Population Below  
Poverty Level

References:  
Iowa Department of Public Health. (2020). Iowa Public Health Tracking Portal. Retrieved from <https://tracking.idph.iowa.gov/>  
State Library of Iowa. (2020). American Community Survey: Poverty status in the past 12 months.  
State Library of Iowa. (2020). American Community Survey: Year structure built.

References:  
Iowa Department of Public Health. (2020). Iowa Public Health Tracking Portal. Retrieved from <https://tracking.idph.iowa.gov/>  
State Library of Iowa. (2020). American Community Survey: Poverty status in the past 12 months.  
State Library of Iowa. (2020). American Community Survey: Year structure built.


1148 children under the age of 6 had a confirmed elevated blood lead level above 3.5 µg/dL in Iowa in 2020



That is enough to fill 15 school buses

Iowa Public Health Tracking Portal. (2020). Children Tested. Retrieved from <https://tracking.idph.iowa.gov/Health/Lead-Poisoning/Annual-Blood-Lead-Testing-Children-Under-6/Children-Tested>

1148 children under the age of 6 had a confirmed elevated blood lead level above 3.5 µg/dL in Iowa in 2020



That is enough to fill 15 school buses

Iowa Public Health Tracking Portal. (2020). Children Tested. Retrieved from <https://tracking.idph.iowa.gov/Health/Lead-Poisoning/Annual-Blood-Lead-Testing-Children-Under-6/Children-Tested>

## HEALTH IMPACTS



Damage to brain & nervous system



Slowed growth & development



Hearing & speech problems



Learning & behavior problems



Damage to brain & nervous system



Slowed growth & development



Hearing & speech problems



Learning & behavior problems

**CHILDHOOD LEAD POISONING IS  
100% PREVENTABLE**

**IF YOU DON'T TEST,  
YOU DON'T DIAGNOSE.**

**IF YOU DON'T DIAGNOSE,  
YOU CAN'T INTERVENE.**

Contact your local public health agency or the Iowa Department of Public Health for more information on childhood lead poisoning:

**800-972-2026**

**CHILDHOOD LEAD POISONING IS  
100% PREVENTABLE**

**IF YOU DON'T TEST,  
YOU DON'T DIAGNOSE.**

**IF YOU DON'T DIAGNOSE,  
YOU CAN'T INTERVENE.**

Contact your local public health agency or the Iowa Department of Public Health for more information on childhood lead poisoning:

**800-972-2026**

# 2020 LEE COUNTY IOWA LEAD REPORT CARD

# 2020 LEE COUNTY IOWA LEAD REPORT CARD

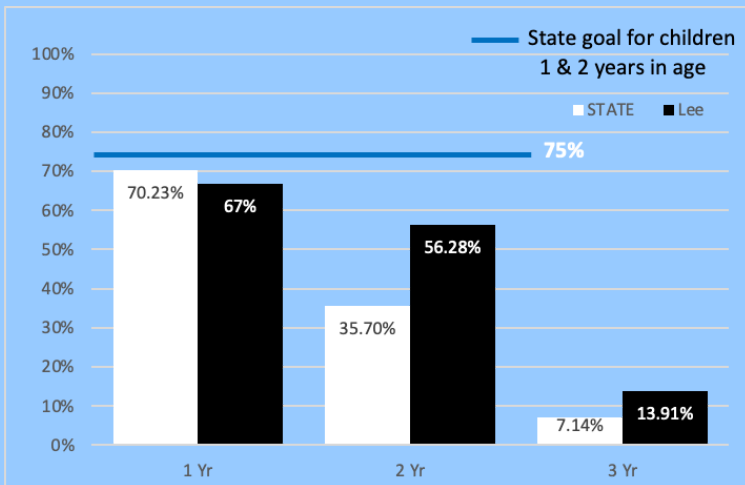
OF ALL LEE COUNTY CHILDREN  
0 TO 6 YEARS OLD ONLY

# 26.57%

WERE TESTED FOR LEAD

ALL CHILDREN SHOULD BE TESTED  
AT 1 AND 2 YEARS OF AGE

State vs County - Percent of Children  
Receiving a Blood Lead Test By Age



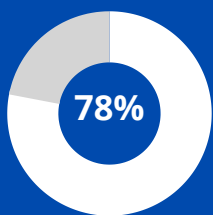
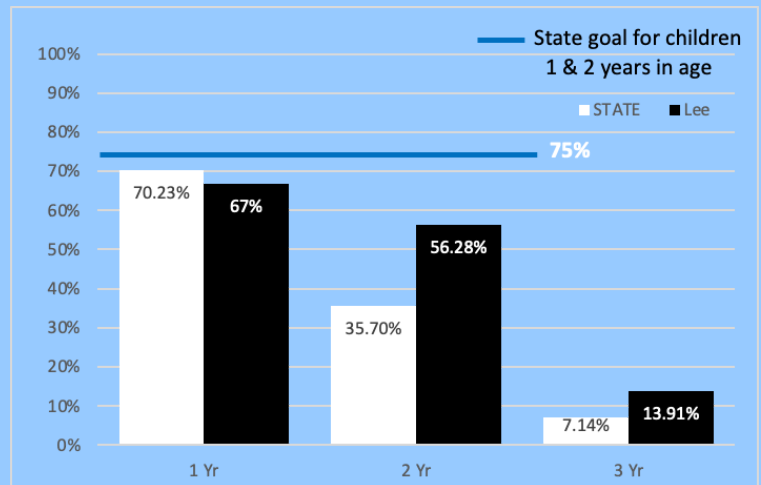
OF ALL LEE COUNTY CHILDREN  
0 TO 6 YEARS OLD ONLY

# 26.57%

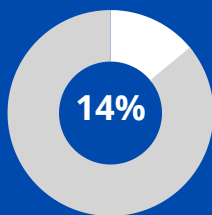
WERE TESTED FOR LEAD

ALL CHILDREN SHOULD BE TESTED  
AT 1 AND 2 YEARS OF AGE

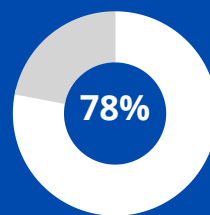
State vs County - Percent of Children  
Receiving a Blood Lead Test By Age



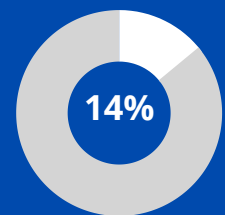
Pre-1979 Housing



Population Below  
Poverty Level



Pre-1979 Housing




Population Below  
Poverty Level

References:  
Iowa Department of Public Health. (2020). Iowa Public Health Tracking Portal. Retrieved from <https://tracking.idph.iowa.gov/>  
State Library of Iowa. (2020). American Community Survey: Poverty status in the past 12 months.  
State Library of Iowa. (2020). American Community Survey: Year structure built.

References:  
Iowa Department of Public Health. (2020). Iowa Public Health Tracking Portal. Retrieved from <https://tracking.idph.iowa.gov/>  
State Library of Iowa. (2020). American Community Survey: Poverty status in the past 12 months.  
State Library of Iowa. (2020). American Community Survey: Year structure built.


1148 children under the age of 6 had a confirmed elevated blood lead level above 3.5 µg/dL in Iowa in 2020



That is enough to fill 15 school buses

Iowa Public Health Tracking Portal. (2020). Children Tested. Retrieved from <https://tracking.idph.iowa.gov/Health/Lead-Poisoning/Annual-Blood-Lead-Testing-Children-Under-6/Children-Tested>

1148 children under the age of 6 had a confirmed elevated blood lead level above 3.5 µg/dL in Iowa in 2020



That is enough to fill 15 school buses

Iowa Public Health Tracking Portal. (2020). Children Tested. Retrieved from <https://tracking.idph.iowa.gov/Health/Lead-Poisoning/Annual-Blood-Lead-Testing-Children-Under-6/Children-Tested>

## HEALTH IMPACTS



Damage to brain & nervous system



Slowed growth & development



Hearing & speech problems



Learning & behavior problems

## HEALTH IMPACTS



Damage to brain & nervous system



Slowed growth & development



Hearing & speech problems



Learning & behavior problems

**CHILDHOOD LEAD POISONING IS  
100% PREVENTABLE**

**IF YOU DON'T TEST,  
YOU DON'T DIAGNOSE.**

**IF YOU DON'T DIAGNOSE,  
YOU CAN'T INTERVENE.**

**CHILDHOOD LEAD POISONING IS  
100% PREVENTABLE**

**IF YOU DON'T TEST,  
YOU DON'T DIAGNOSE.**

**IF YOU DON'T DIAGNOSE,  
YOU CAN'T INTERVENE.**

Contact your local public health agency or the Iowa Department of Public Health for more information on childhood lead poisoning:

**800-972-2026**

Contact your local public health agency or the Iowa Department of Public Health for more information on childhood lead poisoning:

**800-972-2026**

# 2020 LINN COUNTY IOWA LEAD REPORT CARD

# 2020 LINN COUNTY IOWA LEAD REPORT CARD

OF ALL LINN COUNTY CHILDREN  
0 TO 6 YEARS OLD ONLY

## 21.92%

WERE TESTED FOR LEAD

OF ALL LINN COUNTY CHILDREN  
0 TO 6 YEARS OLD ONLY

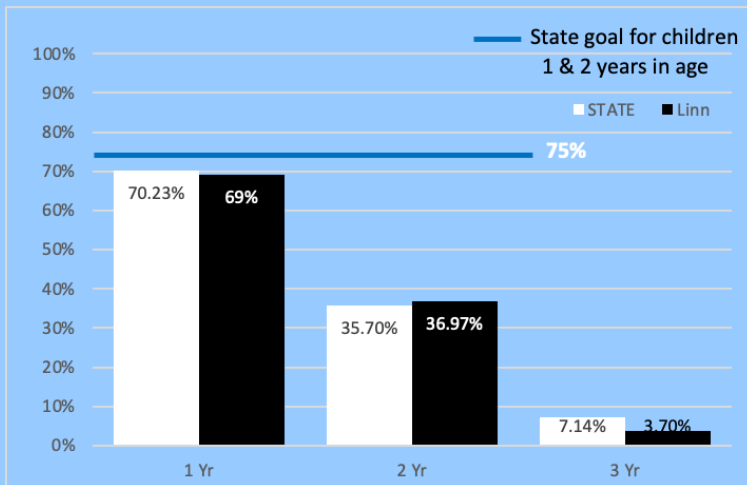
## 21.92%

WERE TESTED FOR LEAD

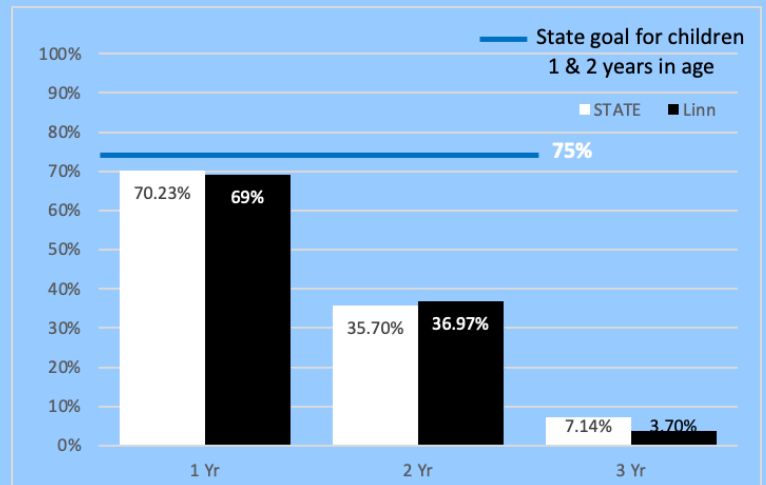
ALL CHILDREN SHOULD BE TESTED  
AT 1 AND 2 YEARS OF AGE

ALL CHILDREN SHOULD BE TESTED  
AT 1 AND 2 YEARS OF AGE

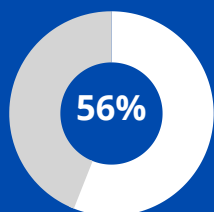
State vs County - Percent of Children  
Receiving a Blood Lead Test By Age



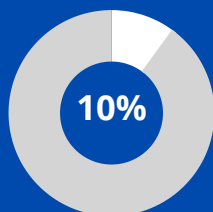
State vs County - Percent of Children  
Receiving a Blood Lead Test By Age



## RISK FACTORS

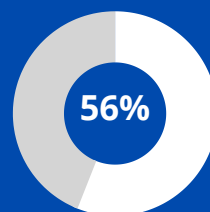


Pre-1979 Housing

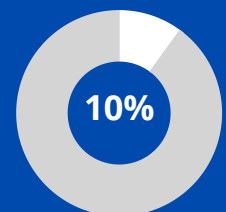


Population Below  
Poverty Level

## RISK FACTORS



Pre-1979 Housing



Population Below  
Poverty Level


References:  
Iowa Department of Public Health. (2020). Iowa Public Health Tracking Portal. Retrieved from <https://tracking.idph.iowa.gov/>  
State Library of Iowa. (2020). American Community Survey: Poverty status in the past 12 months.  
State Library of Iowa. (2020). American Community Survey: Year structure built.

**IDPH**  
IOWA Department  
of PUBLIC HEALTH

References:  
Iowa Department of Public Health. (2020). Iowa Public Health Tracking Portal. Retrieved from <https://tracking.idph.iowa.gov/>  
State Library of Iowa. (2020). American Community Survey: Poverty status in the past 12 months.  
State Library of Iowa. (2020). American Community Survey: Year structure built.

**IDPH**  
IOWA Department  
of PUBLIC HEALTH


1148 children under the age of 6 had a confirmed elevated blood lead level above 3.5 µg/dL in Iowa in 2020



That is enough to fill 15 school buses

Iowa Public Health Tracking Portal. (2020). Children Tested. Retrieved from <https://tracking.idph.iowa.gov/Health/Lead-Poisoning/Annual-Blood-Lead-Testing-Children-Under-6/Children-Tested>

1148 children under the age of 6 had a confirmed elevated blood lead level above 3.5 µg/dL in Iowa in 2020



That is enough to fill 15 school buses

Iowa Public Health Tracking Portal. (2020). Children Tested. Retrieved from <https://tracking.idph.iowa.gov/Health/Lead-Poisoning/Annual-Blood-Lead-Testing-Children-Under-6/Children-Tested>

## HEALTH IMPACTS



Damage to brain & nervous system



Slowed growth & development



Hearing & speech problems



Learning & behavior problems

## HEALTH IMPACTS



Damage to brain & nervous system



Slowed growth & development



Hearing & speech problems



Learning & behavior problems

**CHILDHOOD LEAD POISONING IS  
100% PREVENTABLE**

**IF YOU DON'T TEST,  
YOU DON'T DIAGNOSE.**

**IF YOU DON'T DIAGNOSE,  
YOU CAN'T INTERVENE.**

**CHILDHOOD LEAD POISONING IS  
100% PREVENTABLE**

**IF YOU DON'T TEST,  
YOU DON'T DIAGNOSE.**

**IF YOU DON'T DIAGNOSE,  
YOU CAN'T INTERVENE.**

Contact your local public health agency or the Iowa Department of Public Health for more information on childhood lead poisoning:

**800-972-2026**

Contact your local public health agency or the Iowa Department of Public Health for more information on childhood lead poisoning:

**800-972-2026**

# 2020 LOUISA COUNTY IOWA LEAD REPORT CARD

# 2020 LOUISA COUNTY IOWA LEAD REPORT CARD

OF ALL LOUISA COUNTY CHILDREN  
0 TO 6 YEARS OLD ONLY

## 24.20%

WERE TESTED FOR LEAD

OF ALL LOUISA COUNTY CHILDREN  
0 TO 6 YEARS OLD ONLY

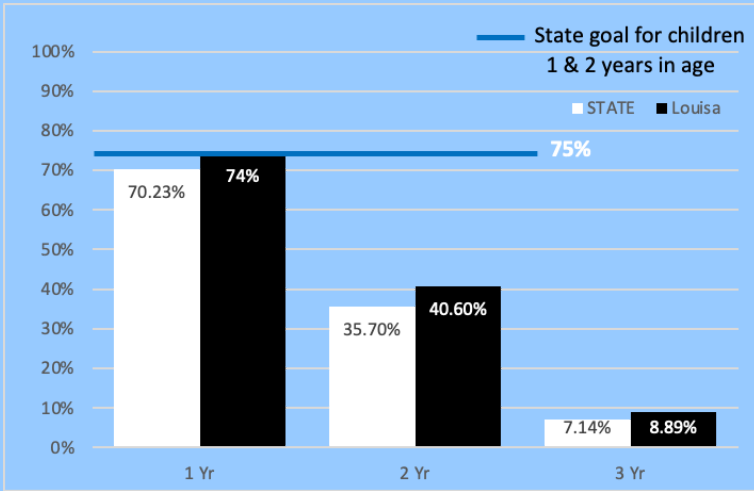
## 24.20%

WERE TESTED FOR LEAD

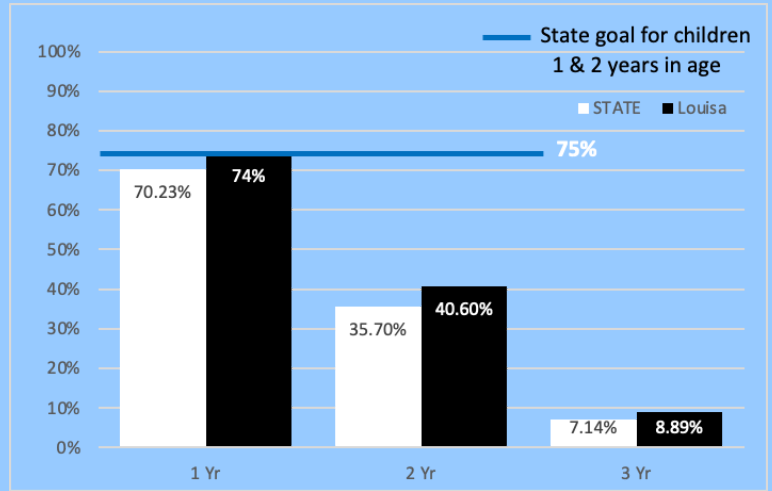
ALL CHILDREN SHOULD BE TESTED  
AT 1 AND 2 YEARS OF AGE

ALL CHILDREN SHOULD BE TESTED  
AT 1 AND 2 YEARS OF AGE

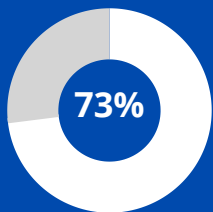
State vs County - Percent of Children  
Receiving a Blood Lead Test By Age



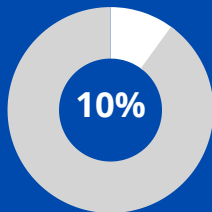
State vs County - Percent of Children  
Receiving a Blood Lead Test By Age



## RISK FACTORS

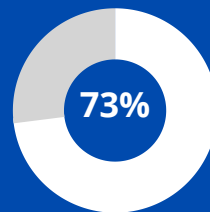


Pre-1979 Housing

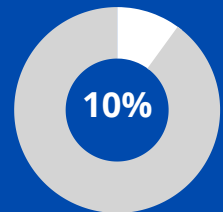


Population Below  
Poverty Level

## RISK FACTORS



Pre-1979 Housing




Population Below  
Poverty Level

References:  
Iowa Department of Public Health. (2020). Iowa Public Health Tracking Portal. Retrieved from <https://tracking.idph.iowa.gov/>  
State Library of Iowa. (2020). American Community Survey: Poverty status in the past 12 months.  
State Library of Iowa. (2020). American Community Survey: Year structure built.

References:  
Iowa Department of Public Health. (2020). Iowa Public Health Tracking Portal. Retrieved from <https://tracking.idph.iowa.gov/>  
State Library of Iowa. (2020). American Community Survey: Poverty status in the past 12 months.  
State Library of Iowa. (2020). American Community Survey: Year structure built.

1148 children under the age of 6 had a confirmed elevated blood lead level above 3.5 µg/dL in Iowa in 2020



That is enough to fill 15 school buses

Iowa Public Health Tracking Portal. (2020). Children Tested. Retrieved from <https://tracking.idph.iowa.gov/Health/Lead-Poisoning/Annual-Blood-Lead-Testing-Children-Under-6/Children-Tested>

1148 children under the age of 6 had a confirmed elevated blood lead level above 3.5 µg/dL in Iowa in 2020



That is enough to fill 15 school buses

Iowa Public Health Tracking Portal. (2020). Children Tested. Retrieved from <https://tracking.idph.iowa.gov/Health/Lead-Poisoning/Annual-Blood-Lead-Testing-Children-Under-6/Children-Tested>

## HEALTH IMPACTS



Damage to brain & nervous system



Slowed growth & development



Hearing & speech problems



Learning & behavior problems

## HEALTH IMPACTS



Damage to brain & nervous system



Slowed growth & development



Hearing & speech problems



Learning & behavior problems

**CHILDHOOD LEAD POISONING IS  
100% PREVENTABLE**

**IF YOU DON'T TEST,  
YOU DON'T DIAGNOSE.**

**IF YOU DON'T DIAGNOSE,  
YOU CAN'T INTERVENE.**

**CHILDHOOD LEAD POISONING IS  
100% PREVENTABLE**

**IF YOU DON'T TEST,  
YOU DON'T DIAGNOSE.**

**IF YOU DON'T DIAGNOSE,  
YOU CAN'T INTERVENE.**

Contact your local public health agency or the Iowa Department of Public Health for more information on childhood lead poisoning:

**800-972-2026**

Contact your local public health agency or the Iowa Department of Public Health for more information on childhood lead poisoning:

**800-972-2026**



# 2020 LUCAS COUNTY IOWA LEAD REPORT CARD

# 2020 LUCAS COUNTY IOWA LEAD REPORT CARD

OF ALL LUCAS COUNTY CHILDREN  
0 TO 6 YEARS OLD ONLY

## 20.59%

WERE TESTED FOR LEAD

OF ALL LUCAS COUNTY CHILDREN  
0 TO 6 YEARS OLD ONLY

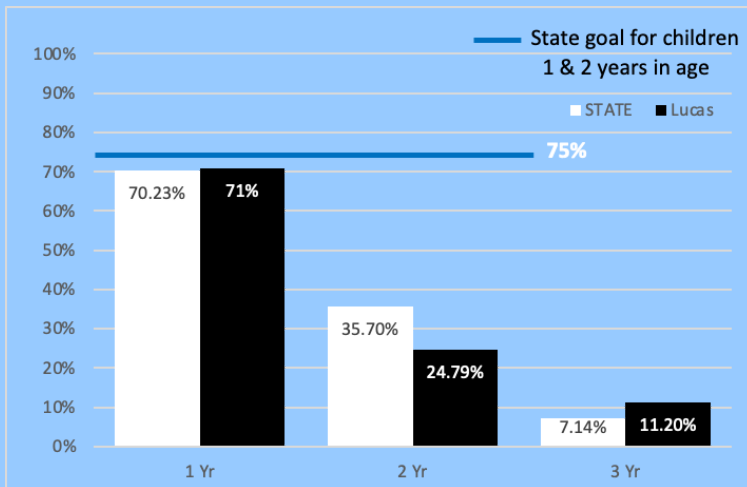
## 20.59%

WERE TESTED FOR LEAD

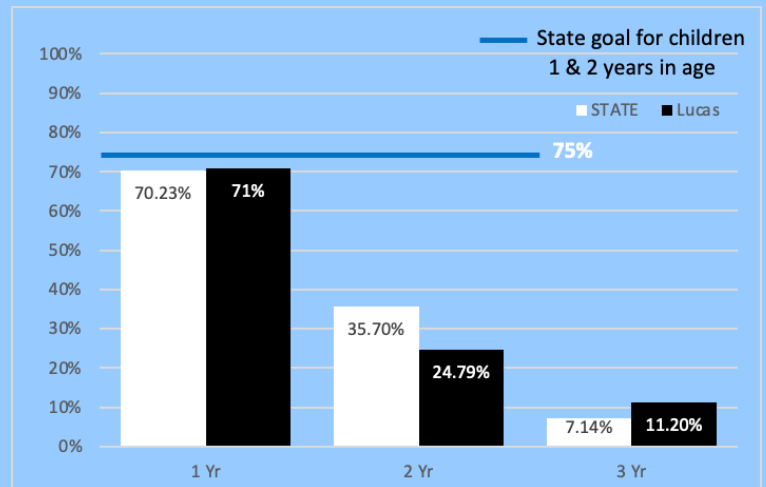
ALL CHILDREN SHOULD BE TESTED  
AT 1 AND 2 YEARS OF AGE

ALL CHILDREN SHOULD BE TESTED  
AT 1 AND 2 YEARS OF AGE

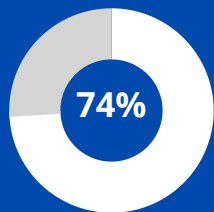
State vs County - Percent of Children  
Receiving a Blood Lead Test By Age



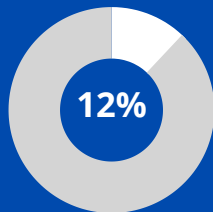
State vs County - Percent of Children  
Receiving a Blood Lead Test By Age



## RISK FACTORS

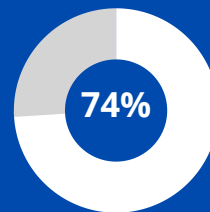


Pre-1979 Housing

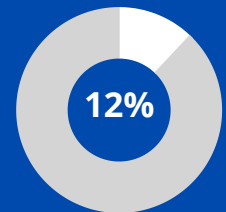


Population Below  
Poverty Level

## RISK FACTORS



Pre-1979 Housing




Population Below  
Poverty Level

References:  
Iowa Department of Public Health. (2020). Iowa Public Health Tracking Portal. Retrieved from <https://tracking.idph.iowa.gov/>  
State Library of Iowa. (2020). American Community Survey: Poverty status in the past 12 months.  
State Library of Iowa. (2020). American Community Survey: Year structure built.

References:  
Iowa Department of Public Health. (2020). Iowa Public Health Tracking Portal. Retrieved from <https://tracking.idph.iowa.gov/>  
State Library of Iowa. (2020). American Community Survey: Poverty status in the past 12 months.  
State Library of Iowa. (2020). American Community Survey: Year structure built.


1148 children under the age of 6 had a confirmed elevated blood lead level above 3.5 µg/dL in Iowa in 2020



That is enough to fill 15 school buses

Iowa Public Health Tracking Portal. (2020). Children Tested. Retrieved from <https://tracking.idph.iowa.gov/Health/Lead-Poisoning/Annual-Blood-Lead-Testing-Children-Under-6/Children-Tested>

1148 children under the age of 6 had a confirmed elevated blood lead level above 3.5 µg/dL in Iowa in 2020



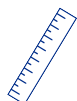
That is enough to fill 15 school buses

Iowa Public Health Tracking Portal. (2020). Children Tested. Retrieved from <https://tracking.idph.iowa.gov/Health/Lead-Poisoning/Annual-Blood-Lead-Testing-Children-Under-6/Children-Tested>

## HEALTH IMPACTS



Damage to brain & nervous system



Slowed growth & development



Hearing & speech problems



Learning & behavior problems

## HEALTH IMPACTS



Damage to brain & nervous system



Slowed growth & development



Hearing & speech problems



Learning & behavior problems

**CHILDHOOD LEAD POISONING IS  
100% PREVENTABLE**

**IF YOU DON'T TEST,  
YOU DON'T DIAGNOSE.**

**IF YOU DON'T DIAGNOSE,  
YOU CAN'T INTERVENE.**

**CHILDHOOD LEAD POISONING IS  
100% PREVENTABLE**

**IF YOU DON'T TEST,  
YOU DON'T DIAGNOSE.**

**IF YOU DON'T DIAGNOSE,  
YOU CAN'T INTERVENE.**

Contact your local public health agency or the Iowa Department of Public Health for more information on childhood lead poisoning:

**800-972-2026**

Contact your local public health agency or the Iowa Department of Public Health for more information on childhood lead poisoning:

**800-972-2026**

# 2020 LYON COUNTY IOWA LEAD REPORT CARD

# 2020 LYON COUNTY IOWA LEAD REPORT CARD

OF ALL LYON COUNTY CHILDREN  
0 TO 6 YEARS OLD ONLY

## 17.31%

WERE TESTED FOR LEAD

OF ALL LYON COUNTY CHILDREN  
0 TO 6 YEARS OLD ONLY

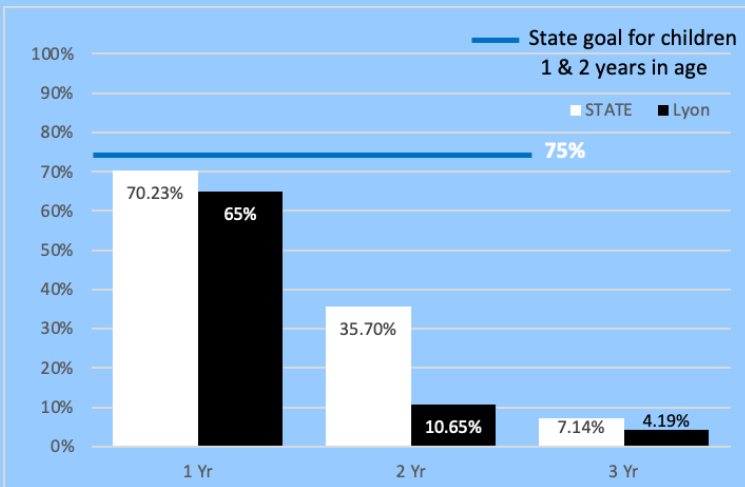
## 17.31%

WERE TESTED FOR LEAD

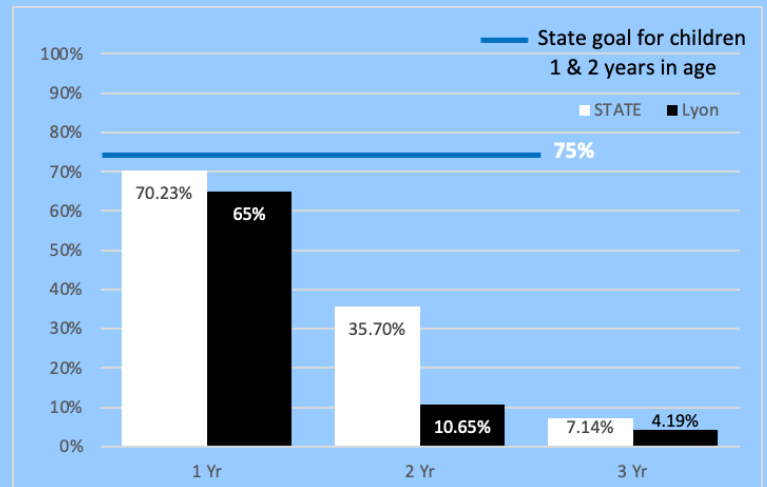
ALL CHILDREN SHOULD BE TESTED  
AT 1 AND 2 YEARS OF AGE

ALL CHILDREN SHOULD BE TESTED  
AT 1 AND 2 YEARS OF AGE

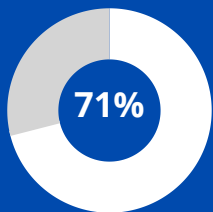
State vs County - Percent of Children  
Receiving a Blood Lead Test By Age



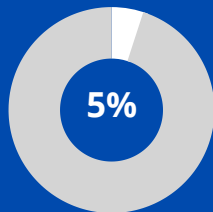
State vs County - Percent of Children  
Receiving a Blood Lead Test By Age



## RISK FACTORS

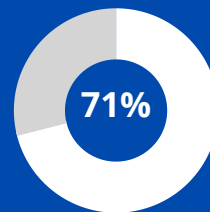


Pre-1979 Housing

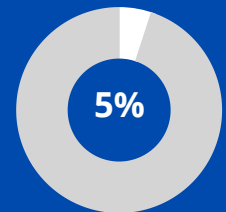


Population Below  
Poverty Level

## RISK FACTORS



Pre-1979 Housing




Population Below  
Poverty Level

References:  
Iowa Department of Public Health. (2020). Iowa Public Health Tracking Portal. Retrieved from <https://tracking.idph.iowa.gov/>  
State Library of Iowa. (2020). American Community Survey: Poverty status in the past 12 months.  
State Library of Iowa. (2020). American Community Survey: Year structure built.

References:  
Iowa Department of Public Health. (2020). Iowa Public Health Tracking Portal. Retrieved from <https://tracking.idph.iowa.gov/>  
State Library of Iowa. (2020). American Community Survey: Poverty status in the past 12 months.  
State Library of Iowa. (2020). American Community Survey: Year structure built.


1148 children under the age of 6 had a confirmed elevated blood lead level above 3.5 µg/dL in Iowa in 2020



That is enough to fill 15 school buses

Iowa Public Health Tracking Portal. (2020). Children Tested. Retrieved from <https://tracking.idph.iowa.gov/Health/Lead-Poisoning/Annual-Blood-Lead-Testing-Children-Under-6/Children-Tested>

1148 children under the age of 6 had a confirmed elevated blood lead level above 3.5 µg/dL in Iowa in 2020



That is enough to fill 15 school buses

Iowa Public Health Tracking Portal. (2020). Children Tested. Retrieved from <https://tracking.idph.iowa.gov/Health/Lead-Poisoning/Annual-Blood-Lead-Testing-Children-Under-6/Children-Tested>

## HEALTH IMPACTS



Damage to brain & nervous system



Slowed growth & development



Hearing & speech problems



Learning & behavior problems

## HEALTH IMPACTS



Damage to brain & nervous system



Slowed growth & development



Hearing & speech problems



Learning & behavior problems

**CHILDHOOD LEAD POISONING IS  
100% PREVENTABLE**

**IF YOU DON'T TEST,  
YOU DON'T DIAGNOSE.**

**IF YOU DON'T DIAGNOSE,  
YOU CAN'T INTERVENE.**

**CHILDHOOD LEAD POISONING IS  
100% PREVENTABLE**

**IF YOU DON'T TEST,  
YOU DON'T DIAGNOSE.**

**IF YOU DON'T DIAGNOSE,  
YOU CAN'T INTERVENE.**

Contact your local public health agency or the Iowa Department of Public Health for more information on childhood lead poisoning:

**800-972-2026**

Contact your local public health agency or the Iowa Department of Public Health for more information on childhood lead poisoning:

**800-972-2026**

# 2020 MADISON COUNTY IOWA LEAD REPORT CARD

# 2020 MADISON COUNTY IOWA LEAD REPORT CARD

OF ALL MADISON COUNTY CHILDREN 0 TO 6 YEARS OLD ONLY

## 16.84%

WERE TESTED FOR LEAD

OF ALL MADISON COUNTY CHILDREN 0 TO 6 YEARS OLD ONLY

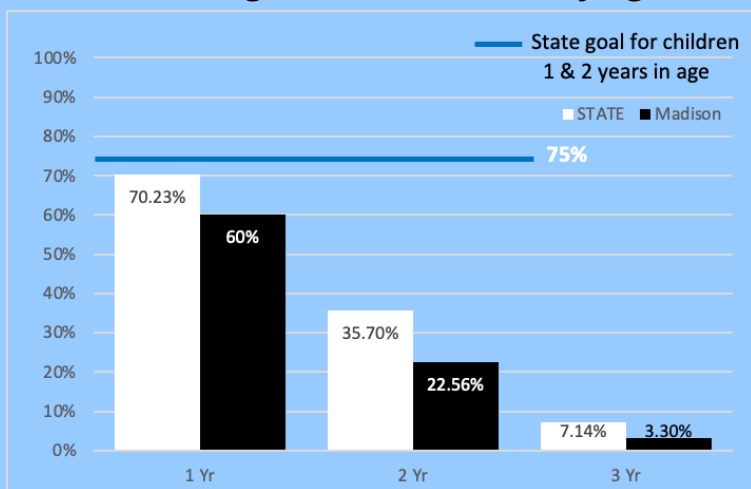
## 16.84%

WERE TESTED FOR LEAD

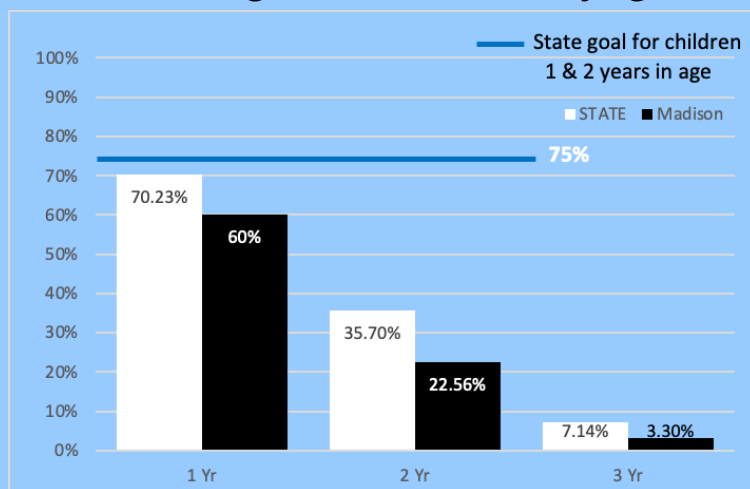
ALL CHILDREN SHOULD BE TESTED AT 1 AND 2 YEARS OF AGE

ALL CHILDREN SHOULD BE TESTED AT 1 AND 2 YEARS OF AGE

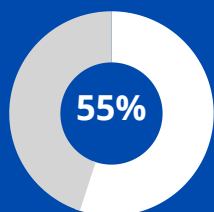
State vs County - Percent of Children Receiving a Blood Lead Test By Age



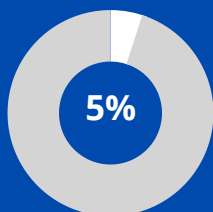
State vs County - Percent of Children Receiving a Blood Lead Test By Age



## RISK FACTORS

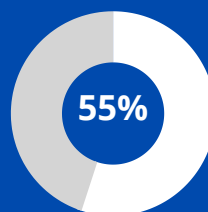


Pre-1979 Housing

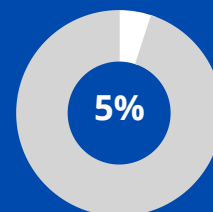


Population Below Poverty Level

## RISK FACTORS



Pre-1979 Housing




Population Below Poverty Level

References:  
Iowa Department of Public Health. (2020). Iowa Public Health Tracking Portal. Retrieved from <https://tracking.idph.iowa.gov/>  
State Library of Iowa. (2020). American Community Survey: Poverty status in the past 12 months.  
State Library of Iowa. (2020). American Community Survey: Year structure built.

References:  
Iowa Department of Public Health. (2020). Iowa Public Health Tracking Portal. Retrieved from <https://tracking.idph.iowa.gov/>  
State Library of Iowa. (2020). American Community Survey: Poverty status in the past 12 months.  
State Library of Iowa. (2020). American Community Survey: Year structure built.


1148 children under the age of 6 had a confirmed elevated blood lead level above 3.5 µg/dL in Iowa in 2020



That is enough to fill 15 school buses

Iowa Public Health Tracking Portal. (2020). Children Tested. Retrieved from <https://tracking.idph.iowa.gov/Health/Lead-Poisoning/Annual-Blood-Lead-Testing-Children-Under-6/Children-Tested>

1148 children under the age of 6 had a confirmed elevated blood lead level above 3.5 µg/dL in Iowa in 2020



That is enough to fill 15 school buses

Iowa Public Health Tracking Portal. (2020). Children Tested. Retrieved from <https://tracking.idph.iowa.gov/Health/Lead-Poisoning/Annual-Blood-Lead-Testing-Children-Under-6/Children-Tested>

## HEALTH IMPACTS



Damage to brain & nervous system



Slowed growth & development



Hearing & speech problems



Learning & behavior problems

## HEALTH IMPACTS



Damage to brain & nervous system



Slowed growth & development



Hearing & speech problems



Learning & behavior problems

**CHILDHOOD LEAD POISONING IS  
100% PREVENTABLE**

**IF YOU DON'T TEST,  
YOU DON'T DIAGNOSE.**

**IF YOU DON'T DIAGNOSE,  
YOU CAN'T INTERVENE.**

**CHILDHOOD LEAD POISONING IS  
100% PREVENTABLE**

**IF YOU DON'T TEST,  
YOU DON'T DIAGNOSE.**

**IF YOU DON'T DIAGNOSE,  
YOU CAN'T INTERVENE.**

Contact your local public health agency or the Iowa Department of Public Health for more information on childhood lead poisoning:

**800-972-2026**

Contact your local public health agency or the Iowa Department of Public Health for more information on childhood lead poisoning:

**800-972-2026**

# 2020 MAHASKA COUNTY IOWA LEAD REPORT CARD

# 2020 MAHASKA COUNTY IOWA LEAD REPORT CARD

OF ALL MAHASKA COUNTY CHILDREN 0 TO 6 YEARS OLD ONLY

## 21.81%

WERE TESTED FOR LEAD

OF ALL MAHASKA COUNTY CHILDREN 0 TO 6 YEARS OLD ONLY

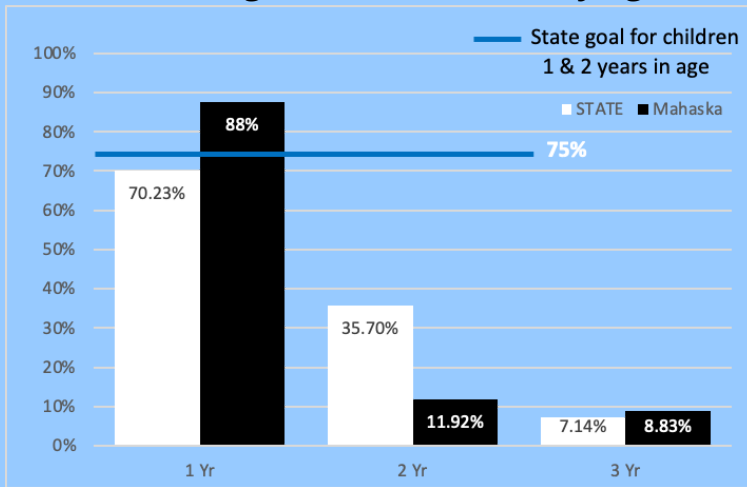
## 21.81%

WERE TESTED FOR LEAD

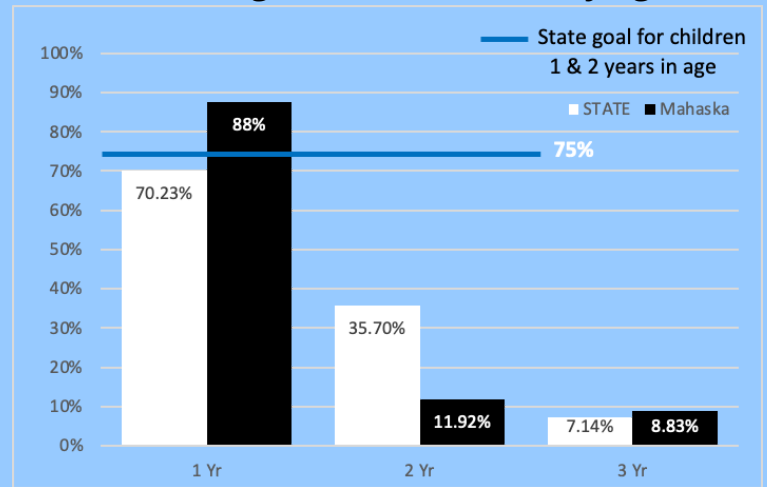
ALL CHILDREN SHOULD BE TESTED AT 1 AND 2 YEARS OF AGE

ALL CHILDREN SHOULD BE TESTED AT 1 AND 2 YEARS OF AGE

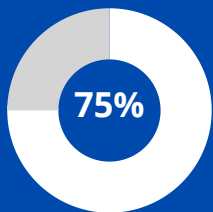
State vs County - Percent of Children Receiving a Blood Lead Test By Age



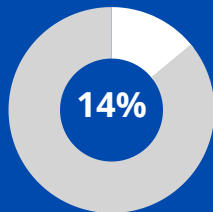
State vs County - Percent of Children Receiving a Blood Lead Test By Age



## RISK FACTORS

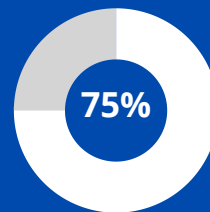


Pre-1979 Housing

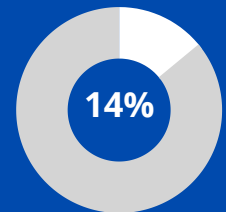


Population Below Poverty Level

## RISK FACTORS



Pre-1979 Housing




Population Below Poverty Level

References:  
Iowa Department of Public Health. (2020). Iowa Public Health Tracking Portal. Retrieved from <https://tracking.idph.iowa.gov/>  
State Library of Iowa. (2020). American Community Survey: Poverty status in the past 12 months.  
State Library of Iowa. (2020). American Community Survey: Year structure built.

References:  
Iowa Department of Public Health. (2020). Iowa Public Health Tracking Portal. Retrieved from <https://tracking.idph.iowa.gov/>  
State Library of Iowa. (2020). American Community Survey: Poverty status in the past 12 months.  
State Library of Iowa. (2020). American Community Survey: Year structure built.


1148 children under the age of 6 had a confirmed elevated blood lead level above 3.5 µg/dL in Iowa in 2020



That is enough to fill 15 school buses

Iowa Public Health Tracking Portal. (2020). Children Tested. Retrieved from <https://tracking.idph.iowa.gov/Health/Lead-Poisoning/Annual-Blood-Lead-Testing-Children-Under-6/Children-Tested>

1148 children under the age of 6 had a confirmed elevated blood lead level above 3.5 µg/dL in Iowa in 2020



That is enough to fill 15 school buses

Iowa Public Health Tracking Portal. (2020). Children Tested. Retrieved from <https://tracking.idph.iowa.gov/Health/Lead-Poisoning/Annual-Blood-Lead-Testing-Children-Under-6/Children-Tested>

## HEALTH IMPACTS



Damage to brain & nervous system



Slowed growth & development



Hearing & speech problems



Learning & behavior problems

## HEALTH IMPACTS



Damage to brain & nervous system



Slowed growth & development



Hearing & speech problems



Learning & behavior problems

**CHILDHOOD LEAD POISONING IS  
100% PREVENTABLE**

**IF YOU DON'T TEST,  
YOU DON'T DIAGNOSE.**

**IF YOU DON'T DIAGNOSE,  
YOU CAN'T INTERVENE.**

**CHILDHOOD LEAD POISONING IS  
100% PREVENTABLE**

**IF YOU DON'T TEST,  
YOU DON'T DIAGNOSE.**

**IF YOU DON'T DIAGNOSE,  
YOU CAN'T INTERVENE.**

Contact your local public health agency or the Iowa Department of Public Health for more information on childhood lead poisoning:

**800-972-2026**

Contact your local public health agency or the Iowa Department of Public Health for more information on childhood lead poisoning:

**800-972-2026**



# 2020 MARION COUNTY IOWA LEAD REPORT CARD

# 2020 MARION COUNTY IOWA LEAD REPORT CARD

OF ALL MARION COUNTY CHILDREN 0 TO 6 YEARS OLD ONLY

# 17.82%

WERE TESTED FOR LEAD

OF ALL MARION COUNTY CHILDREN 0 TO 6 YEARS OLD ONLY

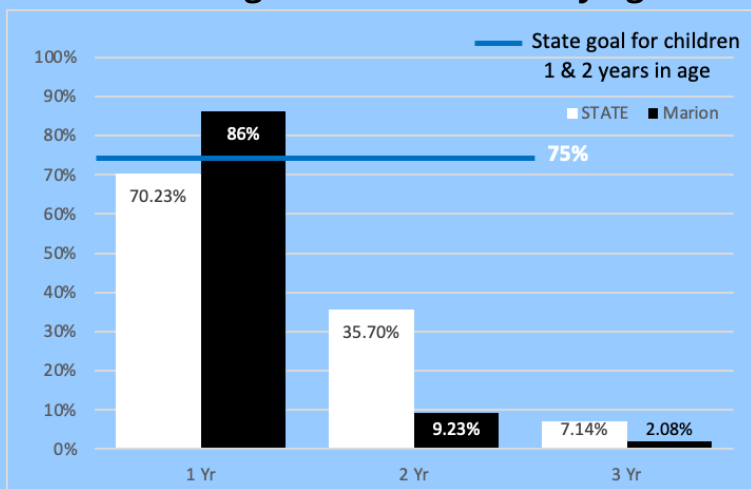
# 17.82%

WERE TESTED FOR LEAD

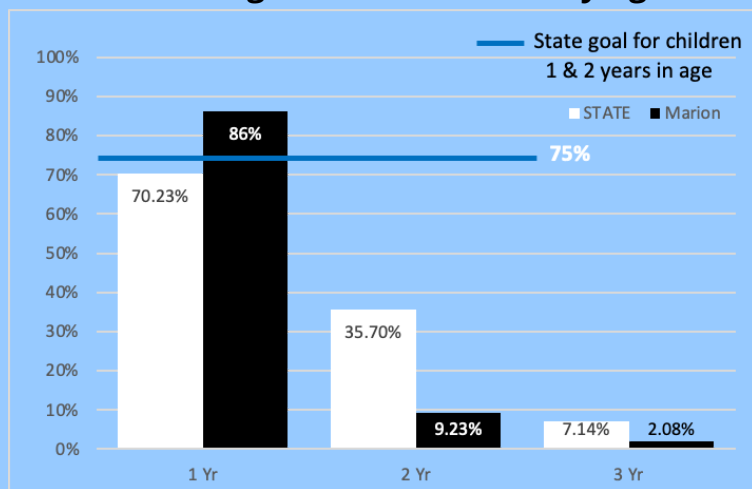
ALL CHILDREN SHOULD BE TESTED AT 1 AND 2 YEARS OF AGE

ALL CHILDREN SHOULD BE TESTED AT 1 AND 2 YEARS OF AGE

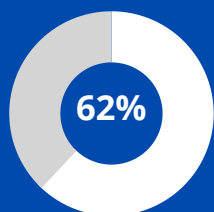
State vs County - Percent of Children Receiving a Blood Lead Test By Age



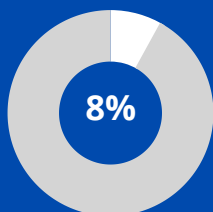
State vs County - Percent of Children Receiving a Blood Lead Test By Age



## RISK FACTORS

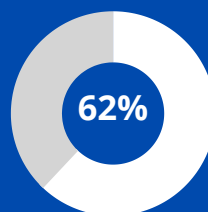


Pre-1979 Housing

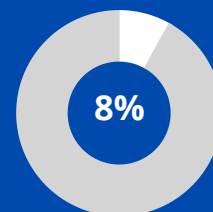


Population Below Poverty Level

## RISK FACTORS



Pre-1979 Housing



Population Below Poverty Level


References:  
Iowa Department of Public Health. (2020). Iowa Public Health Tracking Portal. Retrieved from <https://tracking.idph.iowa.gov/>  
State Library of Iowa. (2020). American Community Survey: Poverty status in the past 12 months.  
State Library of Iowa. (2020). American Community Survey: Year structure built.



References:  
Iowa Department of Public Health. (2020). Iowa Public Health Tracking Portal. Retrieved from <https://tracking.idph.iowa.gov/>  
State Library of Iowa. (2020). American Community Survey: Poverty status in the past 12 months.  
State Library of Iowa. (2020). American Community Survey: Year structure built.




1148 children under the age of 6 had a confirmed elevated blood lead level above 3.5 µg/dL in Iowa in 2020



That is enough to fill 15 school buses

Iowa Public Health Tracking Portal. (2020). Children Tested. Retrieved from <https://tracking.idph.iowa.gov/Health/Lead-Poisoning/Annual-Blood-Lead-Testing-Children-Under-6/Children-Tested>

1148 children under the age of 6 had a confirmed elevated blood lead level above 3.5 µg/dL in Iowa in 2020



That is enough to fill 15 school buses

Iowa Public Health Tracking Portal. (2020). Children Tested. Retrieved from <https://tracking.idph.iowa.gov/Health/Lead-Poisoning/Annual-Blood-Lead-Testing-Children-Under-6/Children-Tested>

## HEALTH IMPACTS



Damage to brain & nervous system



Slowed growth & development



Hearing & speech problems



Learning & behavior problems

## HEALTH IMPACTS



Damage to brain & nervous system



Slowed growth & development



Hearing & speech problems



Learning & behavior problems

**CHILDHOOD LEAD POISONING IS  
100% PREVENTABLE**

**IF YOU DON'T TEST,  
YOU DON'T DIAGNOSE.**

**IF YOU DON'T DIAGNOSE,  
YOU CAN'T INTERVENE.**

**CHILDHOOD LEAD POISONING IS  
100% PREVENTABLE**

**IF YOU DON'T TEST,  
YOU DON'T DIAGNOSE.**

**IF YOU DON'T DIAGNOSE,  
YOU CAN'T INTERVENE.**

Contact your local public health agency or the Iowa Department of Public Health for more information on childhood lead poisoning:

**800-972-2026**

Contact your local public health agency or the Iowa Department of Public Health for more information on childhood lead poisoning:

**800-972-2026**

# 2020 MARSHALL COUNTY IOWA LEAD REPORT CARD

# 2020 MARSHALL COUNTY IOWA LEAD REPORT CARD

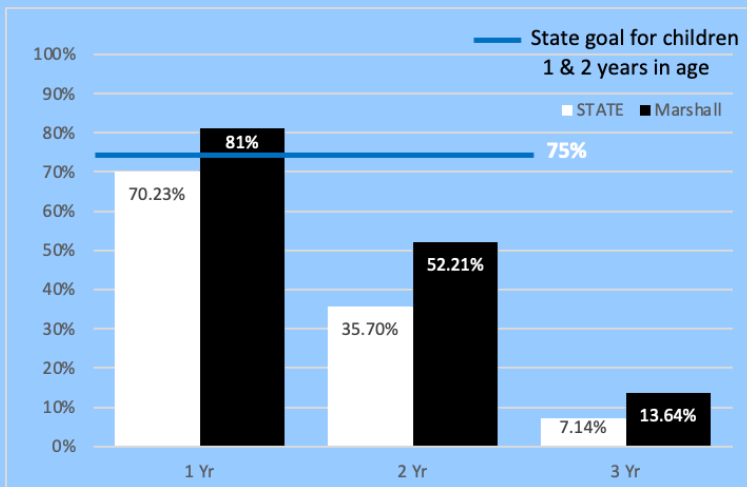
OF ALL MARSHALL COUNTY CHILDREN  
0 TO 6 YEARS OLD ONLY

## 36.01%

WERE TESTED FOR LEAD

ALL CHILDREN SHOULD BE TESTED  
AT 1 AND 2 YEARS OF AGE

State vs County - Percent of Children  
Receiving a Blood Lead Test By Age



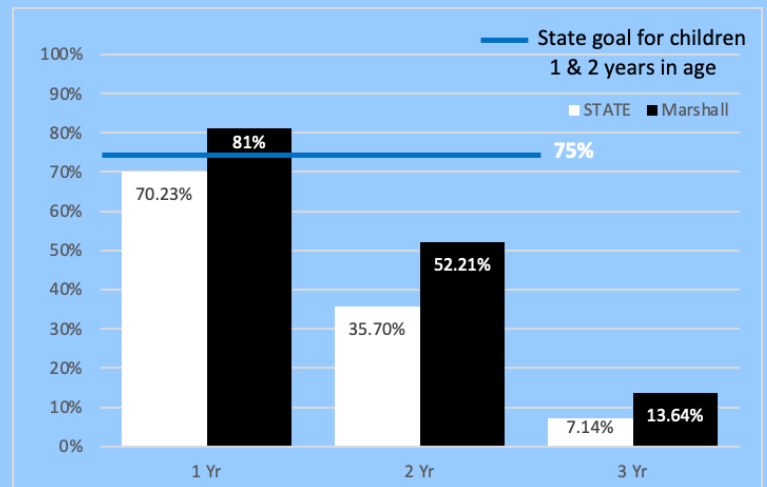
OF ALL MARSHALL COUNTY CHILDREN  
0 TO 6 YEARS OLD ONLY

## 36.01%

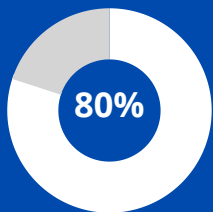
WERE TESTED FOR LEAD

ALL CHILDREN SHOULD BE TESTED  
AT 1 AND 2 YEARS OF AGE

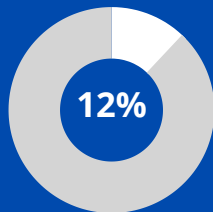
State vs County - Percent of Children  
Receiving a Blood Lead Test By Age



## RISK FACTORS

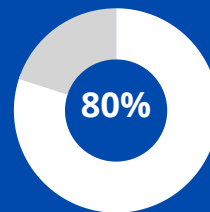


Pre-1979 Housing

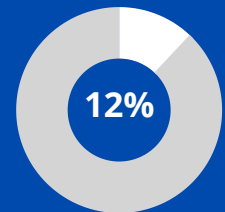


Population Below  
Poverty Level

## RISK FACTORS



Pre-1979 Housing




Population Below  
Poverty Level

References:  
Iowa Department of Public Health. (2020). Iowa Public Health Tracking Portal. Retrieved from <https://tracking.idph.iowa.gov/>  
State Library of Iowa. (2020). American Community Survey: Poverty status in the past 12 months.  
State Library of Iowa. (2020). American Community Survey: Year structure built.

References:  
Iowa Department of Public Health. (2020). Iowa Public Health Tracking Portal. Retrieved from <https://tracking.idph.iowa.gov/>  
State Library of Iowa. (2020). American Community Survey: Poverty status in the past 12 months.  
State Library of Iowa. (2020). American Community Survey: Year structure built.


1148 children under the age of 6 had a confirmed elevated blood lead level above 3.5 µg/dL in Iowa in 2020



That is enough to fill 15 school buses

Iowa Public Health Tracking Portal. (2020). Children Tested. Retrieved from <https://tracking.idph.iowa.gov/Health/Lead-Poisoning/Annual-Blood-Lead-Testing-Children-Under-6/Children-Tested>

1148 children under the age of 6 had a confirmed elevated blood lead level above 3.5 µg/dL in Iowa in 2020



That is enough to fill 15 school buses

Iowa Public Health Tracking Portal. (2020). Children Tested. Retrieved from <https://tracking.idph.iowa.gov/Health/Lead-Poisoning/Annual-Blood-Lead-Testing-Children-Under-6/Children-Tested>

## HEALTH IMPACTS



Damage to brain & nervous system



Slowed growth & development



Hearing & speech problems



Learning & behavior problems



Damage to brain & nervous system



Slowed growth & development



Hearing & speech problems



Learning & behavior problems

**CHILDHOOD LEAD POISONING IS  
100% PREVENTABLE**

**IF YOU DON'T TEST,  
YOU DON'T DIAGNOSE.**

**IF YOU DON'T DIAGNOSE,  
YOU CAN'T INTERVENE.**

**CHILDHOOD LEAD POISONING IS  
100% PREVENTABLE**

**IF YOU DON'T TEST,  
YOU DON'T DIAGNOSE.**

**IF YOU DON'T DIAGNOSE,  
YOU CAN'T INTERVENE.**

Contact your local public health agency or the Iowa Department of Public Health for more information on childhood lead poisoning:

**800-972-2026**

Contact your local public health agency or the Iowa Department of Public Health for more information on childhood lead poisoning:

**800-972-2026**

# 2020 MILLS COUNTY IOWA LEAD REPORT CARD

# 2020 MILLS COUNTY IOWA LEAD REPORT CARD

OF ALL MILLS COUNTY CHILDREN  
0 TO 6 YEARS OLD ONLY

# 15.19%

WERE TESTED FOR LEAD

OF ALL MILLS COUNTY CHILDREN  
0 TO 6 YEARS OLD ONLY

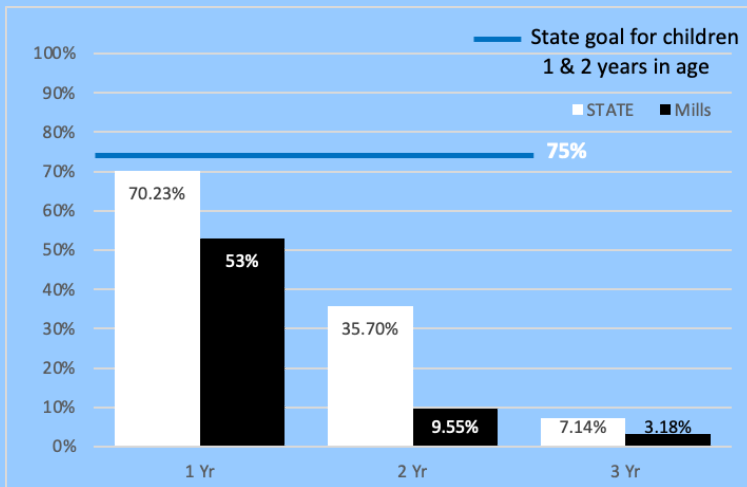
# 15.19%

WERE TESTED FOR LEAD

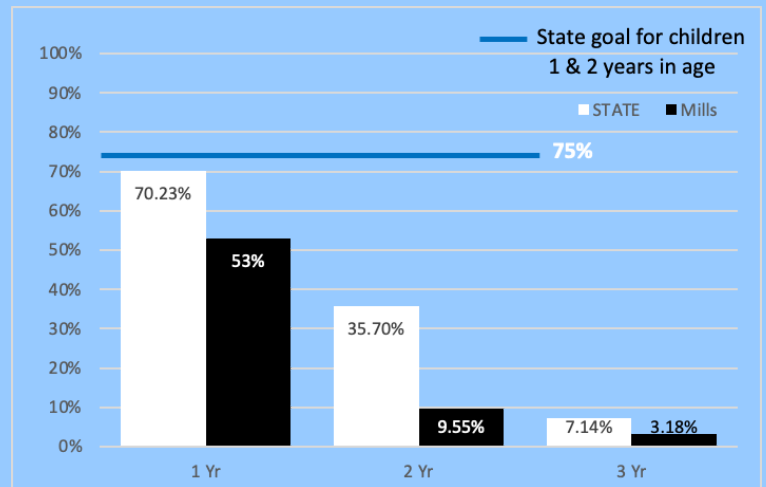
ALL CHILDREN SHOULD BE TESTED  
AT 1 AND 2 YEARS OF AGE

ALL CHILDREN SHOULD BE TESTED  
AT 1 AND 2 YEARS OF AGE

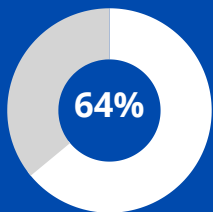
State vs County - Percent of Children  
Receiving a Blood Lead Test By Age



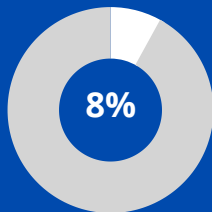
State vs County - Percent of Children  
Receiving a Blood Lead Test By Age



## RISK FACTORS

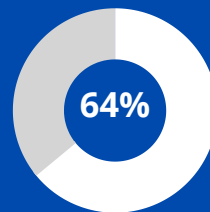


Pre-1979 Housing

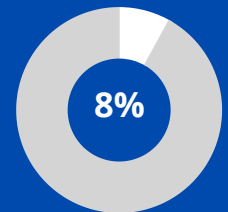


Population Below  
Poverty Level

## RISK FACTORS



Pre-1979 Housing




Population Below  
Poverty Level

References:  
Iowa Department of Public Health. (2020). Iowa Public Health Tracking Portal. Retrieved from <https://tracking.idph.iowa.gov/>  
State Library of Iowa. (2020). American Community Survey: Poverty status in the past 12 months.  
State Library of Iowa. (2020). American Community Survey: Year structure built.

References:  
Iowa Department of Public Health. (2020). Iowa Public Health Tracking Portal. Retrieved from <https://tracking.idph.iowa.gov/>  
State Library of Iowa. (2020). American Community Survey: Poverty status in the past 12 months.  
State Library of Iowa. (2020). American Community Survey: Year structure built.


1148 children under the age of 6 had a confirmed elevated blood lead level above 3.5 µg/dL in Iowa in 2020



That is enough to fill 15 school buses

Iowa Public Health Tracking Portal. (2020). Children Tested. Retrieved from <https://tracking.idph.iowa.gov/Health/Lead-Poisoning/Annual-Blood-Lead-Testing-Children-Under-6/Children-Tested>

1148 children under the age of 6 had a confirmed elevated blood lead level above 3.5 µg/dL in Iowa in 2020



That is enough to fill 15 school buses

Iowa Public Health Tracking Portal. (2020). Children Tested. Retrieved from <https://tracking.idph.iowa.gov/Health/Lead-Poisoning/Annual-Blood-Lead-Testing-Children-Under-6/Children-Tested>

## HEALTH IMPACTS



Damage to brain & nervous system



Slowed growth & development



Hearing & speech problems



Learning & behavior problems



Damage to brain & nervous system



Slowed growth & development



Hearing & speech problems



Learning & behavior problems

**CHILDHOOD LEAD POISONING IS  
100% PREVENTABLE**

**IF YOU DON'T TEST,  
YOU DON'T DIAGNOSE.**

**IF YOU DON'T DIAGNOSE,  
YOU CAN'T INTERVENE.**

Contact your local public health agency or the Iowa Department of Public Health for more information on childhood lead poisoning:

**800-972-2026**

**CHILDHOOD LEAD POISONING IS  
100% PREVENTABLE**

**IF YOU DON'T TEST,  
YOU DON'T DIAGNOSE.**

**IF YOU DON'T DIAGNOSE,  
YOU CAN'T INTERVENE.**

Contact your local public health agency or the Iowa Department of Public Health for more information on childhood lead poisoning:

**800-972-2026**

# 2020 MITCHELL COUNTY IOWA LEAD REPORT CARD

# 2020 MITCHELL COUNTY IOWA LEAD REPORT CARD

OF ALL MITCHELL COUNTY CHILDREN 0 TO 6 YEARS OLD ONLY

## 20.70%

WERE TESTED FOR LEAD

OF ALL MITCHELL COUNTY CHILDREN 0 TO 6 YEARS OLD ONLY

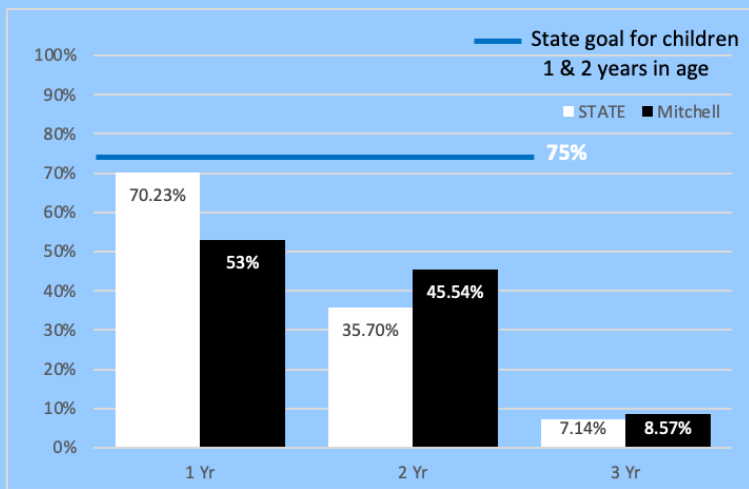
## 20.70%

WERE TESTED FOR LEAD

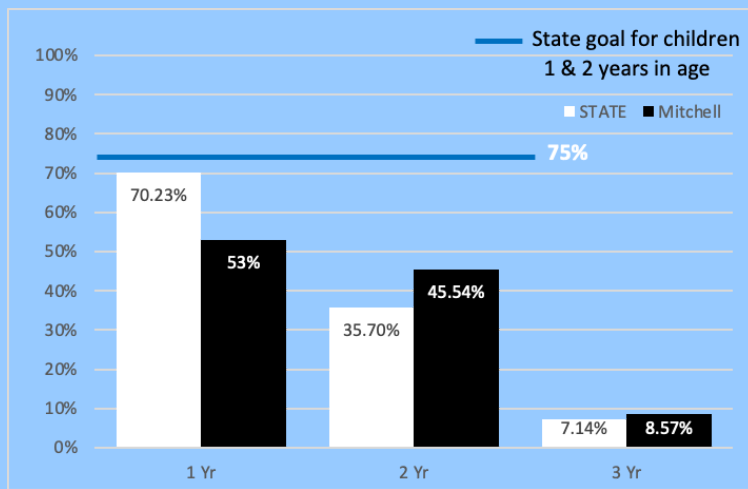
ALL CHILDREN SHOULD BE TESTED AT 1 AND 2 YEARS OF AGE

ALL CHILDREN SHOULD BE TESTED AT 1 AND 2 YEARS OF AGE

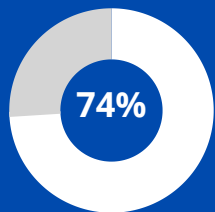
State vs County - Percent of Children Receiving a Blood Lead Test By Age



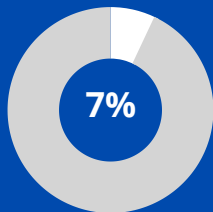
State vs County - Percent of Children Receiving a Blood Lead Test By Age



## RISK FACTORS

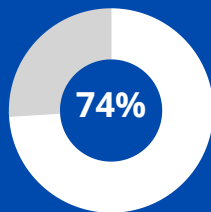


Pre-1979 Housing

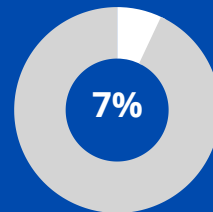


Population Below Poverty Level

## RISK FACTORS



Pre-1979 Housing




Population Below Poverty Level

References:  
Iowa Department of Public Health. (2020). Iowa Public Health Tracking Portal. Retrieved from <https://tracking.idph.iowa.gov/>  
State Library of Iowa. (2020). American Community Survey: Poverty status in the past 12 months.  
State Library of Iowa. (2020). American Community Survey: Year structure built.

References:  
Iowa Department of Public Health. (2020). Iowa Public Health Tracking Portal. Retrieved from <https://tracking.idph.iowa.gov/>  
State Library of Iowa. (2020). American Community Survey: Poverty status in the past 12 months.  
State Library of Iowa. (2020). American Community Survey: Year structure built.


1148 children under the age of 6 had a confirmed elevated blood lead level above 3.5 µg/dL in Iowa in 2020



That is enough to fill 15 school buses

Iowa Public Health Tracking Portal. (2020). Children Tested. Retrieved from <https://tracking.idph.iowa.gov/Health/Lead-Poisoning/Annual-Blood-Lead-Testing-Children-Under-6/Children-Tested>

1148 children under the age of 6 had a confirmed elevated blood lead level above 3.5 µg/dL in Iowa in 2020



That is enough to fill 15 school buses

Iowa Public Health Tracking Portal. (2020). Children Tested. Retrieved from <https://tracking.idph.iowa.gov/Health/Lead-Poisoning/Annual-Blood-Lead-Testing-Children-Under-6/Children-Tested>

## HEALTH IMPACTS



Damage to brain & nervous system



Slowed growth & development



Hearing & speech problems



Learning & behavior problems

## HEALTH IMPACTS



Damage to brain & nervous system



Slowed growth & development



Hearing & speech problems



Learning & behavior problems

**CHILDHOOD LEAD POISONING IS  
100% PREVENTABLE**

**IF YOU DON'T TEST,  
YOU DON'T DIAGNOSE.**

**IF YOU DON'T DIAGNOSE,  
YOU CAN'T INTERVENE.**

**CHILDHOOD LEAD POISONING IS  
100% PREVENTABLE**

**IF YOU DON'T TEST,  
YOU DON'T DIAGNOSE.**

**IF YOU DON'T DIAGNOSE,  
YOU CAN'T INTERVENE.**

Contact your local public health agency or the Iowa Department of Public Health for more information on childhood lead poisoning:

**800-972-2026**

Contact your local public health agency or the Iowa Department of Public Health for more information on childhood lead poisoning:

**800-972-2026**



# 2020 MONONA COUNTY IOWA LEAD REPORT CARD

# 2020 MONONA COUNTY IOWA LEAD REPORT CARD

OF ALL MONONA COUNTY CHILDREN  
0 TO 6 YEARS OLD ONLY

# 23.40%

WERE TESTED FOR LEAD

OF ALL MONONA COUNTY CHILDREN  
0 TO 6 YEARS OLD ONLY

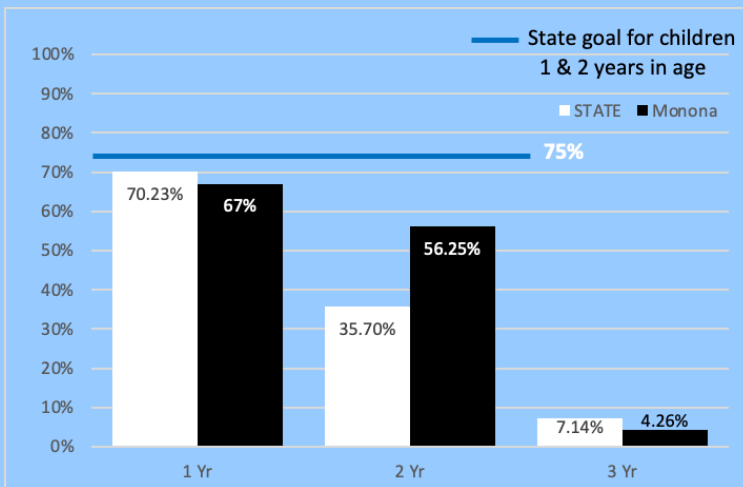
# 23.40%

WERE TESTED FOR LEAD

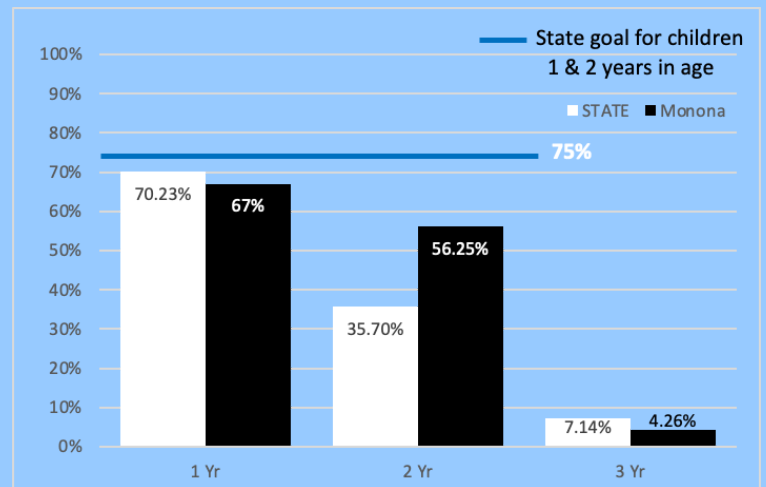
ALL CHILDREN SHOULD BE TESTED  
AT 1 AND 2 YEARS OF AGE

ALL CHILDREN SHOULD BE TESTED  
AT 1 AND 2 YEARS OF AGE

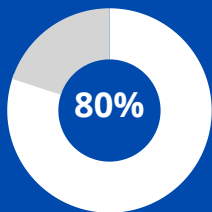
State vs County - Percent of Children  
Receiving a Blood Lead Test By Age



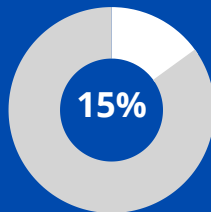
State vs County - Percent of Children  
Receiving a Blood Lead Test By Age



## RISK FACTORS

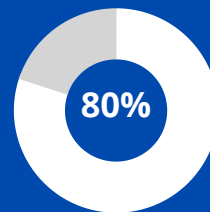


Pre-1979 Housing

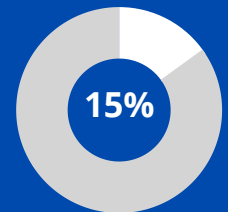


Population Below  
Poverty Level

## RISK FACTORS



Pre-1979 Housing




Population Below  
Poverty Level

References:  
Iowa Department of Public Health. (2020). Iowa Public Health Tracking Portal. Retrieved from <https://tracking.idph.iowa.gov/>  
State Library of Iowa. (2020). American Community Survey: Poverty status in the past 12 months.  
State Library of Iowa. (2020). American Community Survey: Year structure built.

References:  
Iowa Department of Public Health. (2020). Iowa Public Health Tracking Portal. Retrieved from <https://tracking.idph.iowa.gov/>  
State Library of Iowa. (2020). American Community Survey: Poverty status in the past 12 months.  
State Library of Iowa. (2020). American Community Survey: Year structure built.


1148 children under the age of 6 had a confirmed elevated blood lead level above 3.5 µg/dL in Iowa in 2020



That is enough to fill 15 school buses

Iowa Public Health Tracking Portal. (2020). Children Tested. Retrieved from <https://tracking.idph.iowa.gov/Health/Lead-Poisoning/Annual-Blood-Lead-Testing-Children-Under-6/Children-Tested>

1148 children under the age of 6 had a confirmed elevated blood lead level above 3.5 µg/dL in Iowa in 2020



That is enough to fill 15 school buses

Iowa Public Health Tracking Portal. (2020). Children Tested. Retrieved from <https://tracking.idph.iowa.gov/Health/Lead-Poisoning/Annual-Blood-Lead-Testing-Children-Under-6/Children-Tested>

## HEALTH IMPACTS



Damage to brain & nervous system



Slowed growth & development



Hearing & speech problems



Learning & behavior problems

## HEALTH IMPACTS



Damage to brain & nervous system



Slowed growth & development



Hearing & speech problems



Learning & behavior problems

**CHILDHOOD LEAD POISONING IS  
100% PREVENTABLE**

**IF YOU DON'T TEST,  
YOU DON'T DIAGNOSE.**

**IF YOU DON'T DIAGNOSE,  
YOU CAN'T INTERVENE.**

**CHILDHOOD LEAD POISONING IS  
100% PREVENTABLE**

**IF YOU DON'T TEST,  
YOU DON'T DIAGNOSE.**

**IF YOU DON'T DIAGNOSE,  
YOU CAN'T INTERVENE.**

Contact your local public health agency or the Iowa Department of Public Health for more information on childhood lead poisoning:

**800-972-2026**

Contact your local public health agency or the Iowa Department of Public Health for more information on childhood lead poisoning:

**800-972-2026**

# 2020 MONROE COUNTY IOWA LEAD REPORT CARD

# 2020 MONROE COUNTY IOWA LEAD REPORT CARD

OF ALL MONROE COUNTY CHILDREN 0 TO 6 YEARS OLD ONLY

## 27.61%

WERE TESTED FOR LEAD

OF ALL MONROE COUNTY CHILDREN 0 TO 6 YEARS OLD ONLY

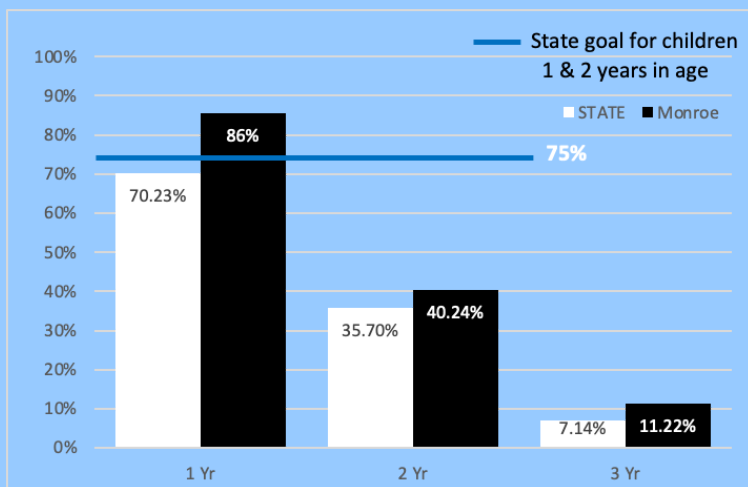
## 27.61%

WERE TESTED FOR LEAD

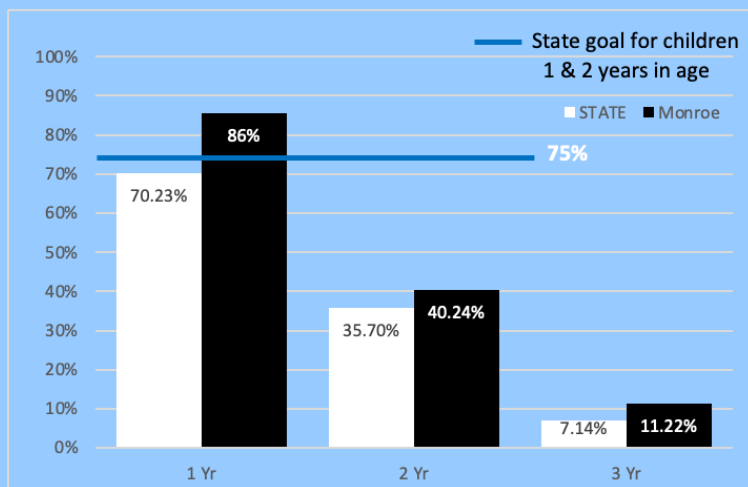
ALL CHILDREN SHOULD BE TESTED AT 1 AND 2 YEARS OF AGE

ALL CHILDREN SHOULD BE TESTED AT 1 AND 2 YEARS OF AGE

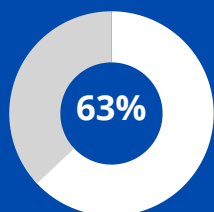
State vs County - Percent of Children Receiving a Blood Lead Test By Age



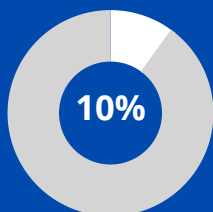
State vs County - Percent of Children Receiving a Blood Lead Test By Age



## RISK FACTORS

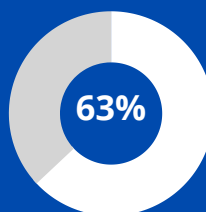


Pre-1979 Housing

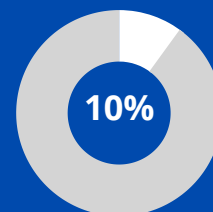


Population Below Poverty Level

## RISK FACTORS



Pre-1979 Housing




Population Below Poverty Level

References:  
Iowa Department of Public Health. (2020). Iowa Public Health Tracking Portal. Retrieved from <https://tracking.idph.iowa.gov/>  
State Library of Iowa. (2020). American Community Survey: Poverty status in the past 12 months.  
State Library of Iowa. (2020). American Community Survey: Year structure built.

References:  
Iowa Department of Public Health. (2020). Iowa Public Health Tracking Portal. Retrieved from <https://tracking.idph.iowa.gov/>  
State Library of Iowa. (2020). American Community Survey: Poverty status in the past 12 months.  
State Library of Iowa. (2020). American Community Survey: Year structure built.


1148 children under the age of 6 had a confirmed elevated blood lead level above 3.5 µg/dL in Iowa in 2020



That is enough to fill 15 school buses

Iowa Public Health Tracking Portal. (2020). Children Tested. Retrieved from <https://tracking.idph.iowa.gov/Health/Lead-Poisoning/Annual-Blood-Lead-Testing-Children-Under-6/Children-Tested>

1148 children under the age of 6 had a confirmed elevated blood lead level above 3.5 µg/dL in Iowa in 2020



That is enough to fill 15 school buses

Iowa Public Health Tracking Portal. (2020). Children Tested. Retrieved from <https://tracking.idph.iowa.gov/Health/Lead-Poisoning/Annual-Blood-Lead-Testing-Children-Under-6/Children-Tested>

## HEALTH IMPACTS



Damage to brain & nervous system



Slowed growth & development



Hearing & speech problems



Learning & behavior problems

## HEALTH IMPACTS



Damage to brain & nervous system



Slowed growth & development



Hearing & speech problems



Learning & behavior problems

**CHILDHOOD LEAD POISONING IS  
100% PREVENTABLE**

**IF YOU DON'T TEST,  
YOU DON'T DIAGNOSE.**

**IF YOU DON'T DIAGNOSE,  
YOU CAN'T INTERVENE.**

**CHILDHOOD LEAD POISONING IS  
100% PREVENTABLE**

**IF YOU DON'T TEST,  
YOU DON'T DIAGNOSE.**

**IF YOU DON'T DIAGNOSE,  
YOU CAN'T INTERVENE.**

Contact your local public health agency or the Iowa Department of Public Health for more information on childhood lead poisoning:

**800-972-2026**

Contact your local public health agency or the Iowa Department of Public Health for more information on childhood lead poisoning:

**800-972-2026**

# 2020 MONTGOMERY COUNTY IOWA LEAD REPORT CARD

# 2020 MONTGOMERY COUNTY IOWA LEAD REPORT CARD

OF ALL MONTGOMERY COUNTY CHILDREN 0 TO 6 YEARS OLD ONLY

## 34.26%

WERE TESTED FOR LEAD

OF ALL MONTGOMERY COUNTY CHILDREN 0 TO 6 YEARS OLD ONLY

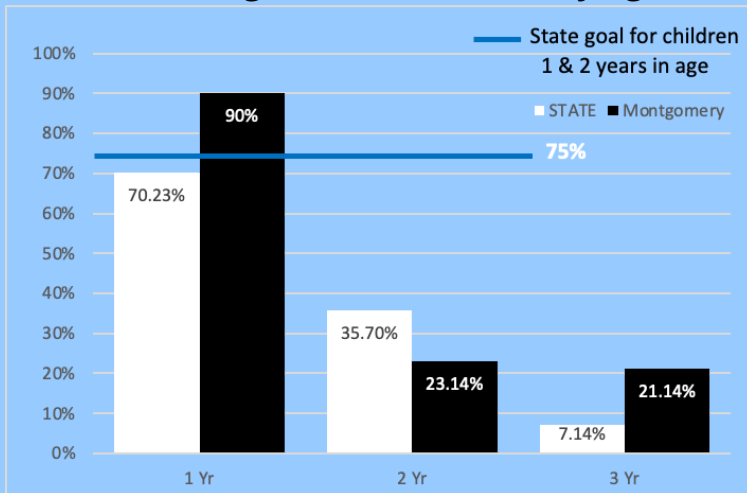
## 34.26%

WERE TESTED FOR LEAD

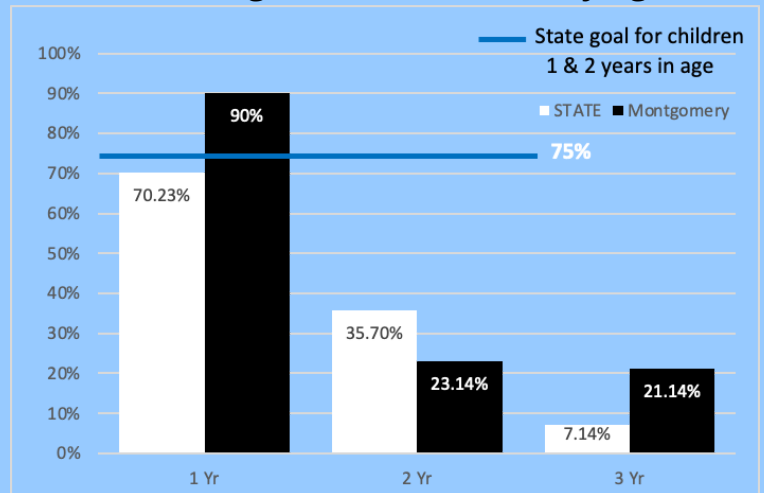
ALL CHILDREN SHOULD BE TESTED AT 1 AND 2 YEARS OF AGE

ALL CHILDREN SHOULD BE TESTED AT 1 AND 2 YEARS OF AGE

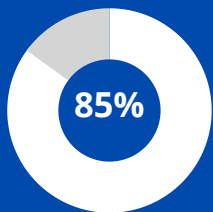
State vs County - Percent of Children Receiving a Blood Lead Test By Age



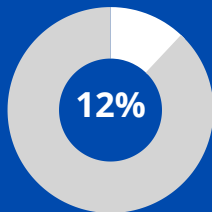
State vs County - Percent of Children Receiving a Blood Lead Test By Age



## RISK FACTORS

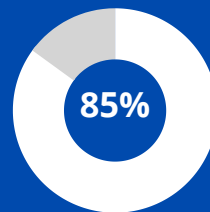


Pre-1979 Housing

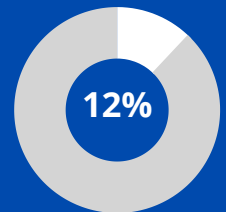


Population Below Poverty Level

## RISK FACTORS



Pre-1979 Housing




Population Below Poverty Level

References:  
Iowa Department of Public Health. (2020). Iowa Public Health Tracking Portal. Retrieved from <https://tracking.idph.iowa.gov/>  
State Library of Iowa. (2020). American Community Survey: Poverty status in the past 12 months.  
State Library of Iowa. (2020). American Community Survey: Year structure built.

References:  
Iowa Department of Public Health. (2020). Iowa Public Health Tracking Portal. Retrieved from <https://tracking.idph.iowa.gov/>  
State Library of Iowa. (2020). American Community Survey: Poverty status in the past 12 months.  
State Library of Iowa. (2020). American Community Survey: Year structure built.


1148 children under the age of 6 had a confirmed elevated blood lead level above 3.5 µg/dL in Iowa in 2020



That is enough to fill 15 school buses

Iowa Public Health Tracking Portal. (2020). Children Tested. Retrieved from <https://tracking.idph.iowa.gov/Health/Lead-Poisoning/Annual-Blood-Lead-Testing-Children-Under-6/Children-Tested>

1148 children under the age of 6 had a confirmed elevated blood lead level above 3.5 µg/dL in Iowa in 2020



That is enough to fill 15 school buses

Iowa Public Health Tracking Portal. (2020). Children Tested. Retrieved from <https://tracking.idph.iowa.gov/Health/Lead-Poisoning/Annual-Blood-Lead-Testing-Children-Under-6/Children-Tested>

## HEALTH IMPACTS



Damage to brain & nervous system



Slowed growth & development



Hearing & speech problems



Learning & behavior problems

## HEALTH IMPACTS



Damage to brain & nervous system



Slowed growth & development



Hearing & speech problems



Learning & behavior problems

**CHILDHOOD LEAD POISONING IS  
100% PREVENTABLE**

**IF YOU DON'T TEST,  
YOU DON'T DIAGNOSE.**

**IF YOU DON'T DIAGNOSE,  
YOU CAN'T INTERVENE.**

**CHILDHOOD LEAD POISONING IS  
100% PREVENTABLE**

**IF YOU DON'T TEST,  
YOU DON'T DIAGNOSE.**

**IF YOU DON'T DIAGNOSE,  
YOU CAN'T INTERVENE.**

Contact your local public health agency or the Iowa Department of Public Health for more information on childhood lead poisoning:

**800-972-2026**

Contact your local public health agency or the Iowa Department of Public Health for more information on childhood lead poisoning:

**800-972-2026**

# 2020 MUSCATINE COUNTY IOWA LEAD REPORT CARD

# 2020 MUSCATINE COUNTY IOWA LEAD REPORT CARD

OF ALL MUSCATINE COUNTY CHILDREN  
0 TO 6 YEARS OLD ONLY

## 22.59%

WERE TESTED FOR LEAD

OF ALL MUSCATINE COUNTY CHILDREN  
0 TO 6 YEARS OLD ONLY

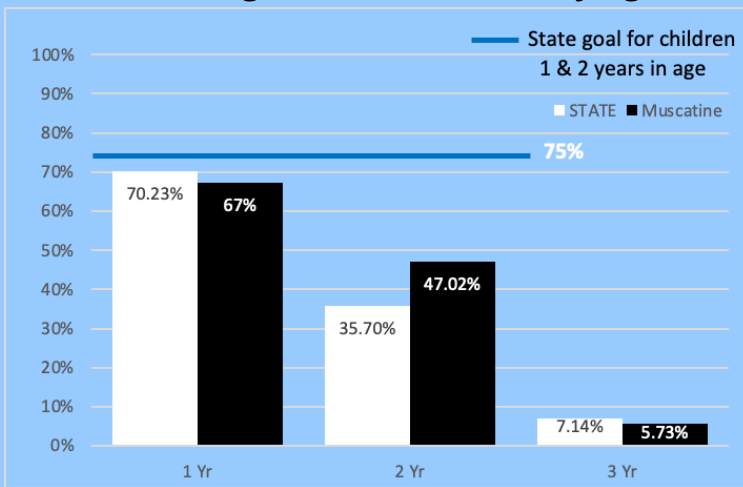
## 22.59%

WERE TESTED FOR LEAD

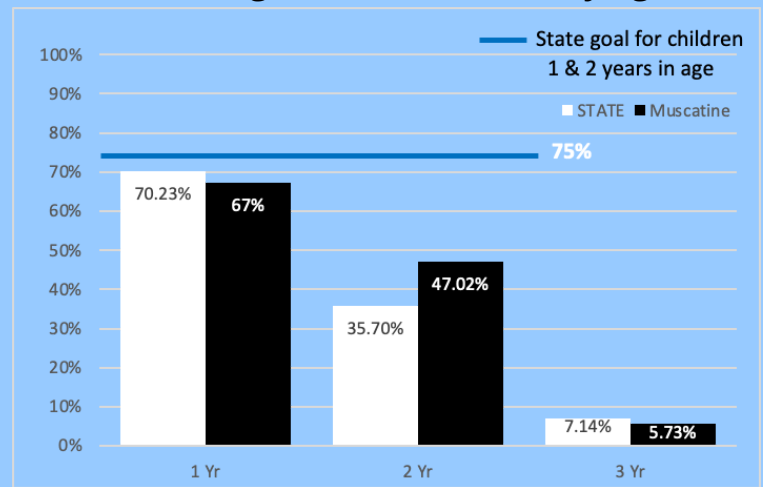
ALL CHILDREN SHOULD BE TESTED  
AT 1 AND 2 YEARS OF AGE

ALL CHILDREN SHOULD BE TESTED  
AT 1 AND 2 YEARS OF AGE

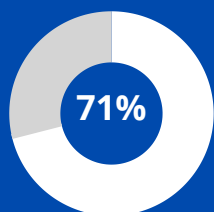
State vs County - Percent of Children  
Receiving a Blood Lead Test By Age



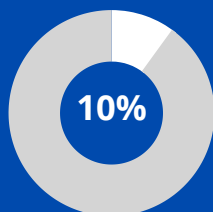
State vs County - Percent of Children  
Receiving a Blood Lead Test By Age



## RISK FACTORS

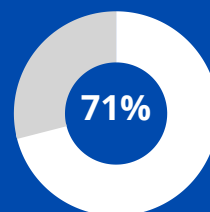


Pre-1979 Housing

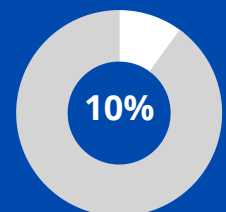


Population Below  
Poverty Level

## RISK FACTORS



Pre-1979 Housing




Population Below  
Poverty Level

References:  
Iowa Department of Public Health. (2020). Iowa Public Health Tracking Portal. Retrieved from <https://tracking.idph.iowa.gov/>  
State Library of Iowa. (2020). American Community Survey: Poverty status in the past 12 months.  
State Library of Iowa. (2020). American Community Survey: Year structure built.

References:  
Iowa Department of Public Health. (2020). Iowa Public Health Tracking Portal. Retrieved from <https://tracking.idph.iowa.gov/>  
State Library of Iowa. (2020). American Community Survey: Poverty status in the past 12 months.  
State Library of Iowa. (2020). American Community Survey: Year structure built.

1148 children under the age of 6 had a confirmed elevated blood lead level above 3.5 µg/dL in Iowa in 2020



That is enough to fill 15 school buses

Iowa Public Health Tracking Portal. (2020). Children Tested. Retrieved from <https://tracking.idph.iowa.gov/Health/Lead-Poisoning/Annual-Blood-Lead-Testing-Children-Under-6/Children-Tested>

1148 children under the age of 6 had a confirmed elevated blood lead level above 3.5 µg/dL in Iowa in 2020



That is enough to fill 15 school buses

Iowa Public Health Tracking Portal. (2020). Children Tested. Retrieved from <https://tracking.idph.iowa.gov/Health/Lead-Poisoning/Annual-Blood-Lead-Testing-Children-Under-6/Children-Tested>

## HEALTH IMPACTS



Damage to brain & nervous system



Slowed growth & development



Hearing & speech problems



Learning & behavior problems

## HEALTH IMPACTS



Damage to brain & nervous system



Slowed growth & development



Hearing & speech problems



Learning & behavior problems

**CHILDHOOD LEAD POISONING IS  
100% PREVENTABLE**

**IF YOU DON'T TEST,  
YOU DON'T DIAGNOSE.**

**IF YOU DON'T DIAGNOSE,  
YOU CAN'T INTERVENE.**

**CHILDHOOD LEAD POISONING IS  
100% PREVENTABLE**

**IF YOU DON'T TEST,  
YOU DON'T DIAGNOSE.**

**IF YOU DON'T DIAGNOSE,  
YOU CAN'T INTERVENE.**

Contact your local public health agency or the Iowa Department of Public Health for more information on childhood lead poisoning:

**800-972-2026**

Contact your local public health agency or the Iowa Department of Public Health for more information on childhood lead poisoning:

**800-972-2026**



# 2020 O'BRIEN COUNTY IOWA LEAD REPORT CARD

# 2020 O'BRIEN COUNTY IOWA LEAD REPORT CARD

OF ALL O'BRIEN COUNTY CHILDREN 0 TO 6 YEARS OLD ONLY

## 15.68%

WERE TESTED FOR LEAD

OF ALL O'BRIEN COUNTY CHILDREN 0 TO 6 YEARS OLD ONLY

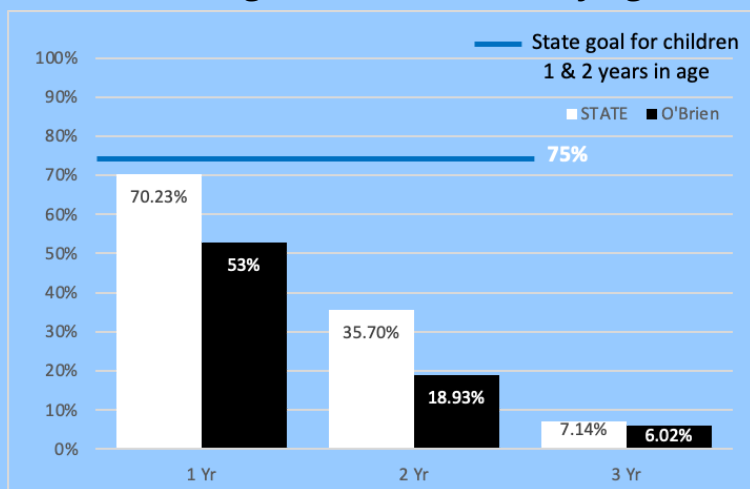
## 15.68%

WERE TESTED FOR LEAD

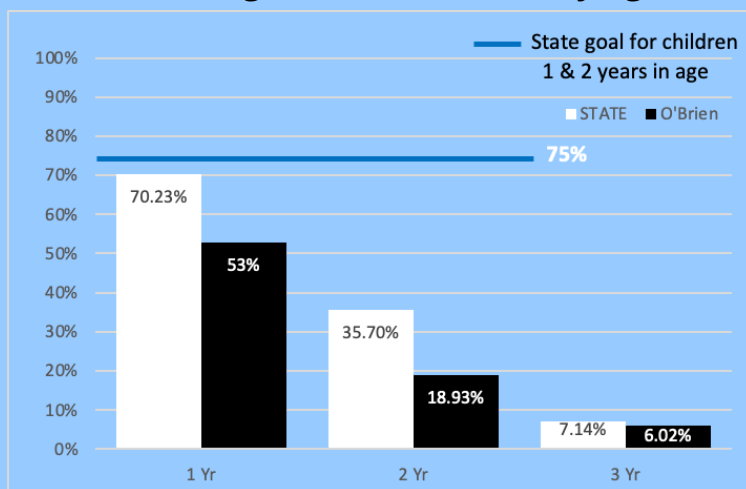
ALL CHILDREN SHOULD BE TESTED AT 1 AND 2 YEARS OF AGE

ALL CHILDREN SHOULD BE TESTED AT 1 AND 2 YEARS OF AGE

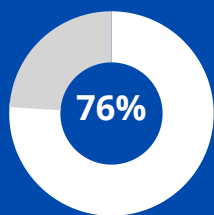
State vs County - Percent of Children Receiving a Blood Lead Test By Age



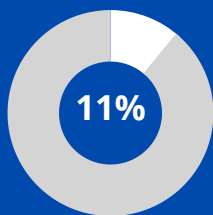
State vs County - Percent of Children Receiving a Blood Lead Test By Age



## RISK FACTORS

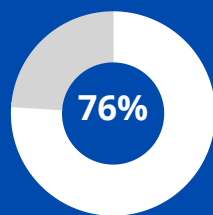


Pre-1979 Housing

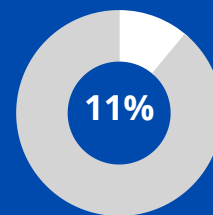


Population Below Poverty Level

## RISK FACTORS



Pre-1979 Housing



Population Below Poverty Level


References:  
Iowa Department of Public Health. (2020). Iowa Public Health Tracking Portal. Retrieved from <https://tracking.idph.iowa.gov/>  
State Library of Iowa. (2020). American Community Survey: Poverty status in the past 12 months.  
State Library of Iowa. (2020). American Community Survey: Year structure built.



References:  
Iowa Department of Public Health. (2020). Iowa Public Health Tracking Portal. Retrieved from <https://tracking.idph.iowa.gov/>  
State Library of Iowa. (2020). American Community Survey: Poverty status in the past 12 months.  
State Library of Iowa. (2020). American Community Survey: Year structure built.




1148 children under the age of 6 had a confirmed elevated blood lead level above 3.5 µg/dL in Iowa in 2020



That is enough to fill 15 school buses

Iowa Public Health Tracking Portal. (2020). Children Tested. Retrieved from <https://tracking.idph.iowa.gov/Health/Lead-Poisoning/Annual-Blood-Lead-Testing-Children-Under-6/Children-Tested>

1148 children under the age of 6 had a confirmed elevated blood lead level above 3.5 µg/dL in Iowa in 2020



That is enough to fill 15 school buses

Iowa Public Health Tracking Portal. (2020). Children Tested. Retrieved from <https://tracking.idph.iowa.gov/Health/Lead-Poisoning/Annual-Blood-Lead-Testing-Children-Under-6/Children-Tested>

## HEALTH IMPACTS



Damage to brain & nervous system



Slowed growth & development



Hearing & speech problems



Learning & behavior problems

## HEALTH IMPACTS



Damage to brain & nervous system



Slowed growth & development



Hearing & speech problems



Learning & behavior problems

**CHILDHOOD LEAD POISONING IS  
100% PREVENTABLE**

**IF YOU DON'T TEST,  
YOU DON'T DIAGNOSE.**

**IF YOU DON'T DIAGNOSE,  
YOU CAN'T INTERVENE.**

**CHILDHOOD LEAD POISONING IS  
100% PREVENTABLE**

**IF YOU DON'T TEST,  
YOU DON'T DIAGNOSE.**

**IF YOU DON'T DIAGNOSE,  
YOU CAN'T INTERVENE.**

Contact your local public health agency or the Iowa Department of Public Health for more information on childhood lead poisoning:

**800-972-2026**

Contact your local public health agency or the Iowa Department of Public Health for more information on childhood lead poisoning:

**800-972-2026**

# 2020 OSCEOLA COUNTY IOWA LEAD REPORT CARD

# 2020 OSCEOLA COUNTY IOWA LEAD REPORT CARD

OF ALL OSCEOLA COUNTY CHILDREN 0 TO 6 YEARS OLD ONLY

## 23.44%

WERE TESTED FOR LEAD

OF ALL OSCEOLA COUNTY CHILDREN 0 TO 6 YEARS OLD ONLY

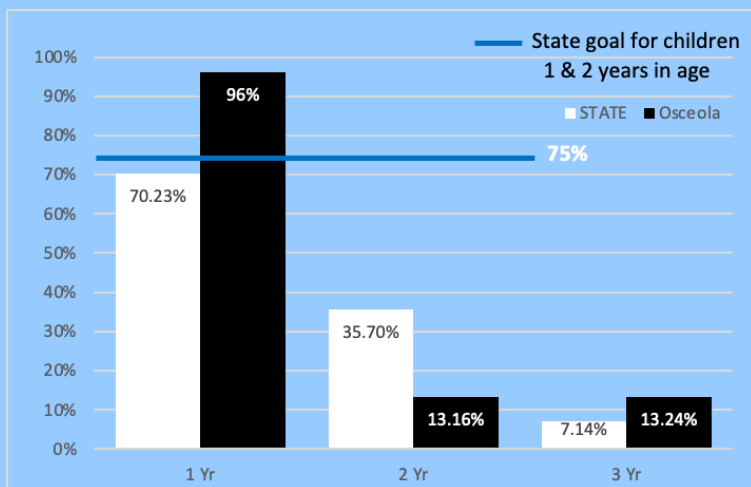
## 23.44%

WERE TESTED FOR LEAD

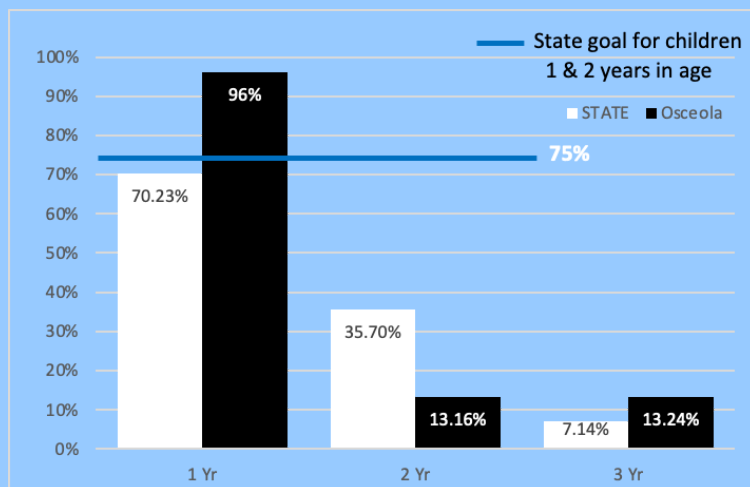
ALL CHILDREN SHOULD BE TESTED AT 1 AND 2 YEARS OF AGE

ALL CHILDREN SHOULD BE TESTED AT 1 AND 2 YEARS OF AGE

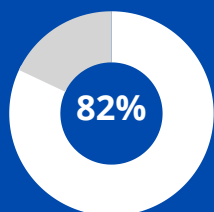
State vs County - Percent of Children Receiving a Blood Lead Test By Age



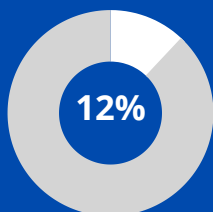
State vs County - Percent of Children Receiving a Blood Lead Test By Age



## RISK FACTORS

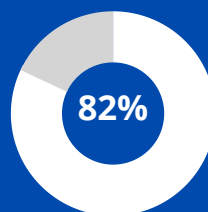


Pre-1979 Housing

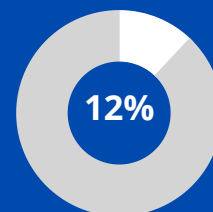


Population Below Poverty Level

## RISK FACTORS



Pre-1979 Housing




Population Below Poverty Level

References:  
Iowa Department of Public Health. (2020). Iowa Public Health Tracking Portal. Retrieved from <https://tracking.idph.iowa.gov/>  
State Library of Iowa. (2020). American Community Survey: Poverty status in the past 12 months.  
State Library of Iowa. (2020). American Community Survey: Year structure built.

References:  
Iowa Department of Public Health. (2020). Iowa Public Health Tracking Portal. Retrieved from <https://tracking.idph.iowa.gov/>  
State Library of Iowa. (2020). American Community Survey: Poverty status in the past 12 months.  
State Library of Iowa. (2020). American Community Survey: Year structure built.


1148 children under the age of 6 had a confirmed elevated blood lead level above 3.5 µg/dL in Iowa in 2020



That is enough to fill 15 school buses

Iowa Public Health Tracking Portal. (2020). Children Tested. Retrieved from <https://tracking.idph.iowa.gov/Health/Lead-Poisoning/Annual-Blood-Lead-Testing-Children-Under-6/Children-Tested>

1148 children under the age of 6 had a confirmed elevated blood lead level above 3.5 µg/dL in Iowa in 2020



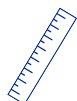
That is enough to fill 15 school buses

Iowa Public Health Tracking Portal. (2020). Children Tested. Retrieved from <https://tracking.idph.iowa.gov/Health/Lead-Poisoning/Annual-Blood-Lead-Testing-Children-Under-6/Children-Tested>

## HEALTH IMPACTS



Damage to brain & nervous system



Slowed growth & development



Hearing & speech problems



Learning & behavior problems

## HEALTH IMPACTS



Damage to brain & nervous system



Slowed growth & development



Hearing & speech problems



Learning & behavior problems

**CHILDHOOD LEAD POISONING IS  
100% PREVENTABLE**

**IF YOU DON'T TEST,  
YOU DON'T DIAGNOSE.**

**IF YOU DON'T DIAGNOSE,  
YOU CAN'T INTERVENE.**

**CHILDHOOD LEAD POISONING IS  
100% PREVENTABLE**

**IF YOU DON'T TEST,  
YOU DON'T DIAGNOSE.**

**IF YOU DON'T DIAGNOSE,  
YOU CAN'T INTERVENE.**

Contact your local public health agency or the Iowa Department of Public Health for more information on childhood lead poisoning:

**800-972-2026**

Contact your local public health agency or the Iowa Department of Public Health for more information on childhood lead poisoning:

**800-972-2026**

# 2020 PAGE COUNTY IOWA LEAD REPORT CARD

# 2020 PAGE COUNTY IOWA LEAD REPORT CARD

OF ALL PAGE COUNTY CHILDREN  
0 TO 6 YEARS OLD ONLY

## 21.14%

WERE TESTED FOR LEAD

OF ALL PAGE COUNTY CHILDREN  
0 TO 6 YEARS OLD ONLY

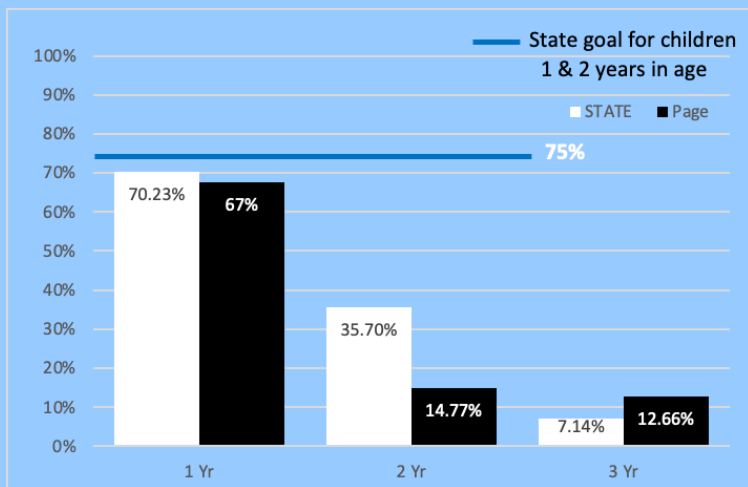
## 21.14%

WERE TESTED FOR LEAD

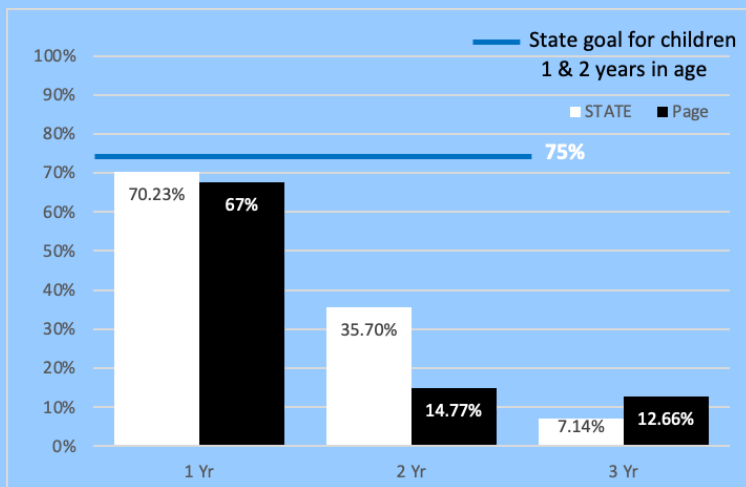
ALL CHILDREN SHOULD BE TESTED  
AT 1 AND 2 YEARS OF AGE

ALL CHILDREN SHOULD BE TESTED  
AT 1 AND 2 YEARS OF AGE

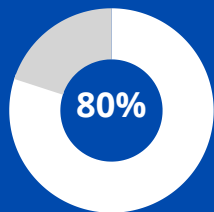
State vs County - Percent of Children  
Receiving a Blood Lead Test By Age



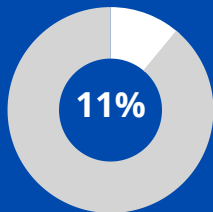
State vs County - Percent of Children  
Receiving a Blood Lead Test By Age



## RISK FACTORS

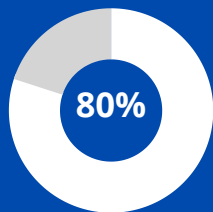


Pre-1979 Housing

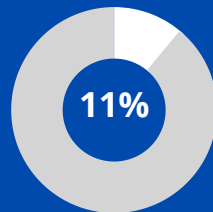


Population Below  
Poverty Level

## RISK FACTORS



Pre-1979 Housing



Population Below  
Poverty Level

References:  
Iowa Department of Public Health. (2020). Iowa Public Health Tracking Portal. Retrieved from <https://tracking.idph.iowa.gov/>  
State Library of Iowa. (2020). American Community Survey: Poverty status in the past 12 months.  
State Library of Iowa. (2020). American Community Survey: Year structure built.

References:  
Iowa Department of Public Health. (2020). Iowa Public Health Tracking Portal. Retrieved from <https://tracking.idph.iowa.gov/>  
State Library of Iowa. (2020). American Community Survey: Poverty status in the past 12 months.  
State Library of Iowa. (2020). American Community Survey: Year structure built.

1148 children under the age of 6 had a confirmed elevated blood lead level above 3.5 µg/dL in Iowa in 2020



That is enough to fill 15 school buses

Iowa Public Health Tracking Portal. (2020). Children Tested. Retrieved from <https://tracking.idph.iowa.gov/Health/Lead-Poisoning/Annual-Blood-Lead-Testing-Children-Under-6/Children-Tested>

1148 children under the age of 6 had a confirmed elevated blood lead level above 3.5 µg/dL in Iowa in 2020



That is enough to fill 15 school buses

Iowa Public Health Tracking Portal. (2020). Children Tested. Retrieved from <https://tracking.idph.iowa.gov/Health/Lead-Poisoning/Annual-Blood-Lead-Testing-Children-Under-6/Children-Tested>

## HEALTH IMPACTS



Damage to brain & nervous system



Slowed growth & development



Hearing & speech problems



Learning & behavior problems

## HEALTH IMPACTS



Damage to brain & nervous system



Slowed growth & development



Hearing & speech problems



Learning & behavior problems

**CHILDHOOD LEAD POISONING IS  
100% PREVENTABLE**

**IF YOU DON'T TEST,  
YOU DON'T DIAGNOSE.**

**IF YOU DON'T DIAGNOSE,  
YOU CAN'T INTERVENE.**

**CHILDHOOD LEAD POISONING IS  
100% PREVENTABLE**

**IF YOU DON'T TEST,  
YOU DON'T DIAGNOSE.**

**IF YOU DON'T DIAGNOSE,  
YOU CAN'T INTERVENE.**

Contact your local public health agency or the Iowa Department of Public Health for more information on childhood lead poisoning:

**800-972-2026**

Contact your local public health agency or the Iowa Department of Public Health for more information on childhood lead poisoning:

**800-972-2026**

# 2020 PALO ALTO COUNTY IOWA LEAD REPORT CARD

# 2020 PALO ALTO COUNTY IOWA LEAD REPORT CARD

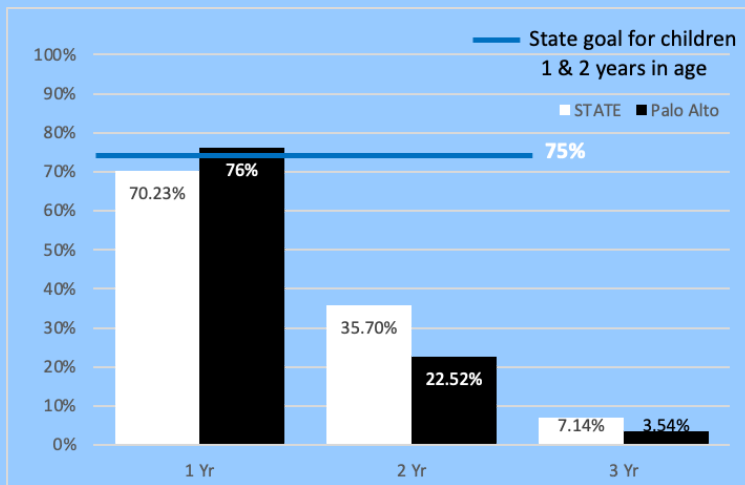
OF ALL PALO ALTO COUNTY CHILDREN  
0 TO 6 YEARS OLD ONLY

## 18.61%

WERE TESTED FOR LEAD

ALL CHILDREN SHOULD BE TESTED  
AT 1 AND 2 YEARS OF AGE

State vs County - Percent of Children  
Receiving a Blood Lead Test By Age



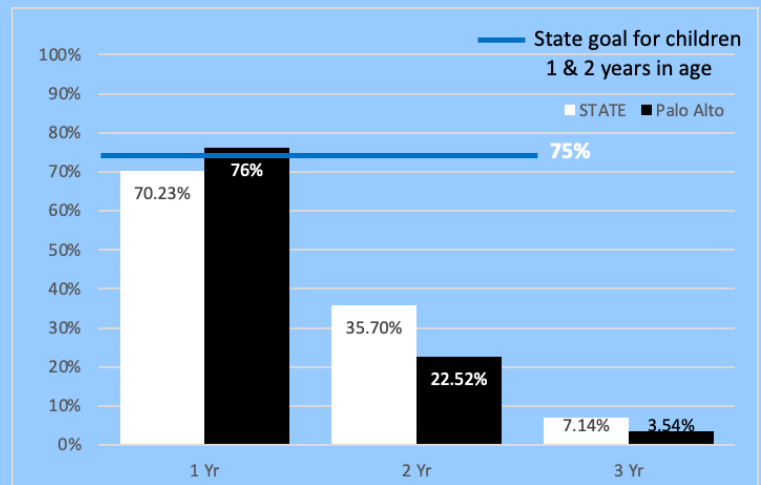
OF ALL PALO ALTO COUNTY CHILDREN  
0 TO 6 YEARS OLD ONLY

## 18.61%

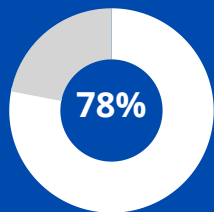
WERE TESTED FOR LEAD

ALL CHILDREN SHOULD BE TESTED  
AT 1 AND 2 YEARS OF AGE

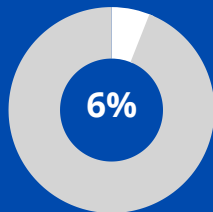
State vs County - Percent of Children  
Receiving a Blood Lead Test By Age



## RISK FACTORS

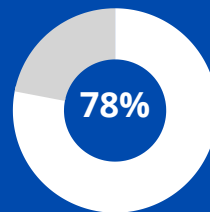


Pre-1979 Housing

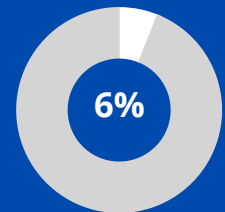


Population Below  
Poverty Level

## RISK FACTORS



Pre-1979 Housing



Population Below  
Poverty Level

References:  
Iowa Department of Public Health. (2020). Iowa Public Health Tracking Portal. Retrieved from <https://tracking.idph.iowa.gov/>  
State Library of Iowa. (2020). American Community Survey: Poverty status in the past 12 months.  
State Library of Iowa. (2020). American Community Survey: Year structure built.

References:  
Iowa Department of Public Health. (2020). Iowa Public Health Tracking Portal. Retrieved from <https://tracking.idph.iowa.gov/>  
State Library of Iowa. (2020). American Community Survey: Poverty status in the past 12 months.  
State Library of Iowa. (2020). American Community Survey: Year structure built.

1148 children under the age of 6 had a confirmed elevated blood lead level above 3.5 µg/dL in Iowa in 2020



That is enough to fill 15 school buses

Iowa Public Health Tracking Portal. (2020). Children Tested. Retrieved from <https://tracking.idph.iowa.gov/Health/Lead-Poisoning/Annual-Blood-Lead-Testing-Children-Under-6/Children-Tested>

1148 children under the age of 6 had a confirmed elevated blood lead level above 3.5 µg/dL in Iowa in 2020



That is enough to fill 15 school buses

Iowa Public Health Tracking Portal. (2020). Children Tested. Retrieved from <https://tracking.idph.iowa.gov/Health/Lead-Poisoning/Annual-Blood-Lead-Testing-Children-Under-6/Children-Tested>

## HEALTH IMPACTS



Damage to brain & nervous system



Slowed growth & development



Hearing & speech problems



Learning & behavior problems

## HEALTH IMPACTS



Damage to brain & nervous system



Slowed growth & development



Hearing & speech problems



Learning & behavior problems

**CHILDHOOD LEAD POISONING IS  
100% PREVENTABLE**

**IF YOU DON'T TEST,  
YOU DON'T DIAGNOSE.**

**IF YOU DON'T DIAGNOSE,  
YOU CAN'T INTERVENE.**

**CHILDHOOD LEAD POISONING IS  
100% PREVENTABLE**

**IF YOU DON'T TEST,  
YOU DON'T DIAGNOSE.**

**IF YOU DON'T DIAGNOSE,  
YOU CAN'T INTERVENE.**

Contact your local public health agency or the Iowa Department of Public Health for more information on childhood lead poisoning:

**800-972-2026**

Contact your local public health agency or the Iowa Department of Public Health for more information on childhood lead poisoning:

**800-972-2026**



# 2020 PLYMOUTH COUNTY IOWA LEAD REPORT CARD

# 2020 PLYMOUTH COUNTY IOWA LEAD REPORT CARD

OF ALL PLYMOUTH COUNTY CHILDREN  
0 TO 6 YEARS OLD ONLY

# 15.49%

WERE TESTED FOR LEAD

OF ALL PLYMOUTH COUNTY CHILDREN  
0 TO 6 YEARS OLD ONLY

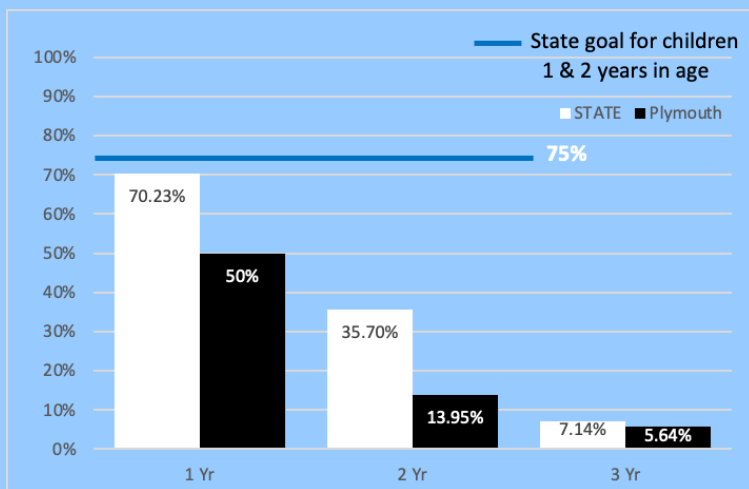
# 15.49%

WERE TESTED FOR LEAD

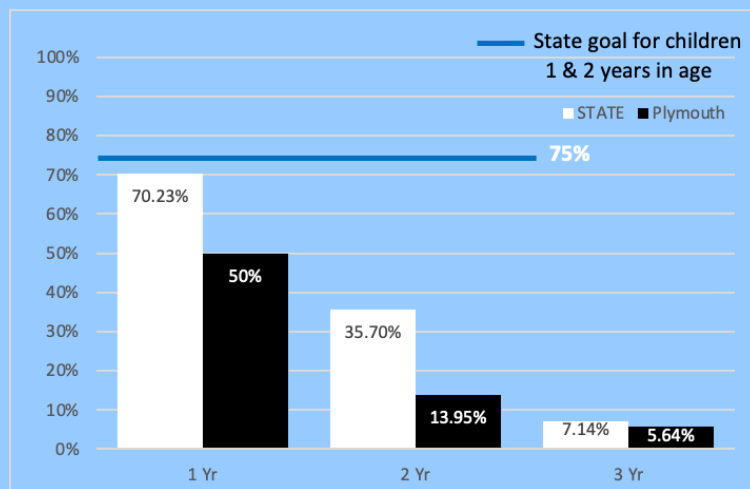
ALL CHILDREN SHOULD BE TESTED  
AT 1 AND 2 YEARS OF AGE

ALL CHILDREN SHOULD BE TESTED  
AT 1 AND 2 YEARS OF AGE

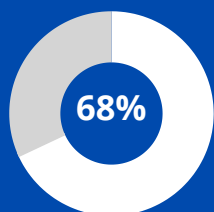
State vs County - Percent of Children  
Receiving a Blood Lead Test By Age



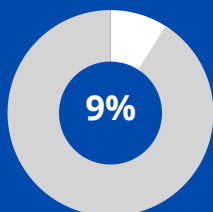
State vs County - Percent of Children  
Receiving a Blood Lead Test By Age



## RISK FACTORS

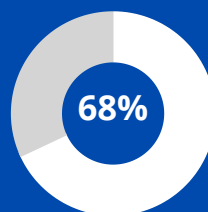


Pre-1979 Housing

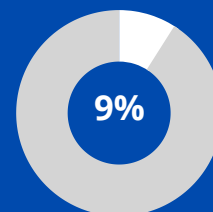


Population Below  
Poverty Level

## RISK FACTORS



Pre-1979 Housing




Population Below  
Poverty Level

References:  
Iowa Department of Public Health. (2020). Iowa Public Health Tracking Portal. Retrieved from <https://tracking.idph.iowa.gov/>  
State Library of Iowa. (2020). American Community Survey: Poverty status in the past 12 months.  
State Library of Iowa. (2020). American Community Survey: Year structure built.

References:  
Iowa Department of Public Health. (2020). Iowa Public Health Tracking Portal. Retrieved from <https://tracking.idph.iowa.gov/>  
State Library of Iowa. (2020). American Community Survey: Poverty status in the past 12 months.  
State Library of Iowa. (2020). American Community Survey: Year structure built.


1148 children under the age of 6 had a confirmed elevated blood lead level above 3.5 µg/dL in Iowa in 2020



That is enough to fill 15 school buses

Iowa Public Health Tracking Portal. (2020). Children Tested. Retrieved from <https://tracking.idph.iowa.gov/Health/Lead-Poisoning/Annual-Blood-Lead-Testing-Children-Under-6/Children-Tested>

1148 children under the age of 6 had a confirmed elevated blood lead level above 3.5 µg/dL in Iowa in 2020



That is enough to fill 15 school buses

Iowa Public Health Tracking Portal. (2020). Children Tested. Retrieved from <https://tracking.idph.iowa.gov/Health/Lead-Poisoning/Annual-Blood-Lead-Testing-Children-Under-6/Children-Tested>

## HEALTH IMPACTS



Damage to brain & nervous system



Slowed growth & development



Hearing & speech problems



Learning & behavior problems

## HEALTH IMPACTS



Damage to brain & nervous system



Slowed growth & development



Hearing & speech problems



Learning & behavior problems

**CHILDHOOD LEAD POISONING IS  
100% PREVENTABLE**

**IF YOU DON'T TEST,  
YOU DON'T DIAGNOSE.**

**IF YOU DON'T DIAGNOSE,  
YOU CAN'T INTERVENE.**

**CHILDHOOD LEAD POISONING IS  
100% PREVENTABLE**

**IF YOU DON'T TEST,  
YOU DON'T DIAGNOSE.**

**IF YOU DON'T DIAGNOSE,  
YOU CAN'T INTERVENE.**

Contact your local public health agency or the Iowa Department of Public Health for more information on childhood lead poisoning:

**800-972-2026**

Contact your local public health agency or the Iowa Department of Public Health for more information on childhood lead poisoning:

**800-972-2026**

# 2020 POCAHONTAS COUNTY IOWA LEAD REPORT CARD

# 2020 POCAHONTAS COUNTY IOWA LEAD REPORT CARD

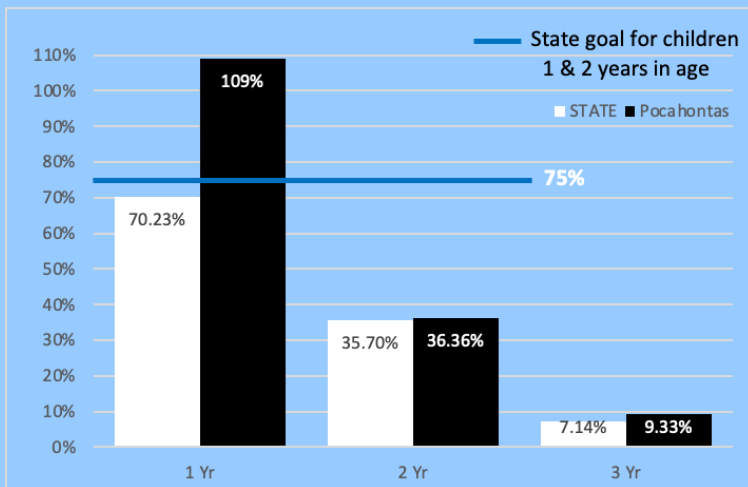
OF ALL POCAHONTAS COUNTY CHILDREN 0 TO 6 YEARS OLD ONLY

## 29.84%

WERE TESTED FOR LEAD

ALL CHILDREN SHOULD BE TESTED AT 1 AND 2 YEARS OF AGE

State vs County - Percent of Children Receiving a Blood Lead Test By Age



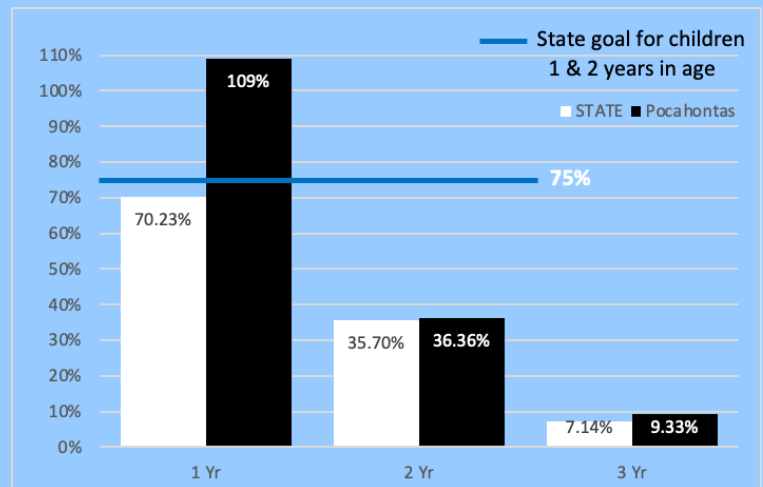
OF ALL POCAHONTAS COUNTY CHILDREN 0 TO 6 YEARS OLD ONLY

## 29.84%

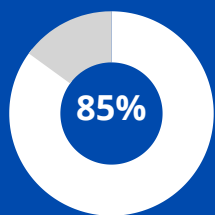
WERE TESTED FOR LEAD

ALL CHILDREN SHOULD BE TESTED AT 1 AND 2 YEARS OF AGE

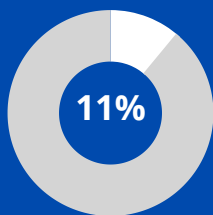
State vs County - Percent of Children Receiving a Blood Lead Test By Age



## RISK FACTORS

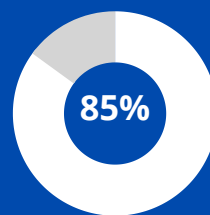


Pre-1979 Housing

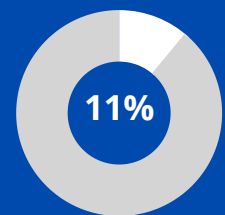


Population Below Poverty Level

## RISK FACTORS



Pre-1979 Housing




Population Below Poverty Level

References:  
Iowa Department of Public Health. (2020). Iowa Public Health Tracking Portal. Retrieved from <https://tracking.idph.iowa.gov/>  
State Library of Iowa. (2020). American Community Survey: Poverty status in the past 12 months.  
State Library of Iowa. (2020). American Community Survey: Year structure built.

References:  
Iowa Department of Public Health. (2020). Iowa Public Health Tracking Portal. Retrieved from <https://tracking.idph.iowa.gov/>  
State Library of Iowa. (2020). American Community Survey: Poverty status in the past 12 months.  
State Library of Iowa. (2020). American Community Survey: Year structure built.


1148 children under the age of 6 had a confirmed elevated blood lead level above 3.5 µg/dL in Iowa in 2020



That is enough to fill 15 school buses

Iowa Public Health Tracking Portal. (2020). Children Tested. Retrieved from <https://tracking.idph.iowa.gov/Health/Lead-Poisoning/Annual-Blood-Lead-Testing-Children-Under-6/Children-Tested>

1148 children under the age of 6 had a confirmed elevated blood lead level above 3.5 µg/dL in Iowa in 2020



That is enough to fill 15 school buses

Iowa Public Health Tracking Portal. (2020). Children Tested. Retrieved from <https://tracking.idph.iowa.gov/Health/Lead-Poisoning/Annual-Blood-Lead-Testing-Children-Under-6/Children-Tested>

## HEALTH IMPACTS



Damage to brain & nervous system



Slowed growth & development



Hearing & speech problems



Learning & behavior problems

## HEALTH IMPACTS



Damage to brain & nervous system



Slowed growth & development



Hearing & speech problems



Learning & behavior problems

**CHILDHOOD LEAD POISONING IS  
100% PREVENTABLE**

**IF YOU DON'T TEST,  
YOU DON'T DIAGNOSE.**

**IF YOU DON'T DIAGNOSE,  
YOU CAN'T INTERVENE.**

**CHILDHOOD LEAD POISONING IS  
100% PREVENTABLE**

**IF YOU DON'T TEST,  
YOU DON'T DIAGNOSE.**

**IF YOU DON'T DIAGNOSE,  
YOU CAN'T INTERVENE.**

Contact your local public health agency or the Iowa Department of Public Health for more information on childhood lead poisoning:

**800-972-2026**

Contact your local public health agency or the Iowa Department of Public Health for more information on childhood lead poisoning:

**800-972-2026**

# 2020 POLK COUNTY IOWA LEAD REPORT CARD

# 2020 POLK COUNTY IOWA LEAD REPORT CARD

OF ALL POLK COUNTY CHILDREN  
0 TO 6 YEARS OLD ONLY

## 22.44%

WERE TESTED FOR LEAD

OF ALL POLK COUNTY CHILDREN  
0 TO 6 YEARS OLD ONLY

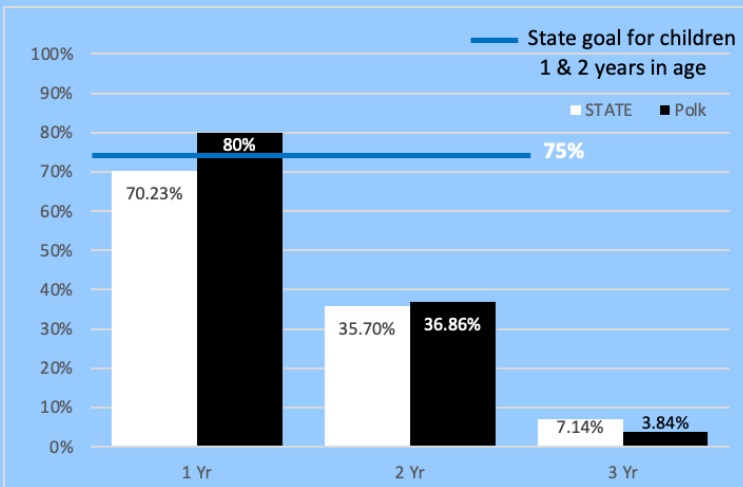
## 22.44%

WERE TESTED FOR LEAD

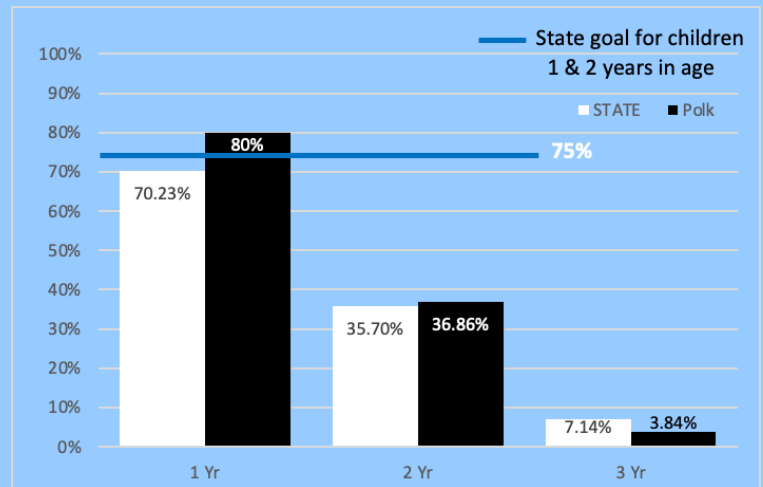
ALL CHILDREN SHOULD BE TESTED  
AT 1 AND 2 YEARS OF AGE

ALL CHILDREN SHOULD BE TESTED  
AT 1 AND 2 YEARS OF AGE

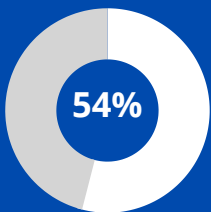
State vs County - Percent of Children  
Receiving a Blood Lead Test By Age



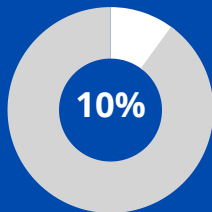
State vs County - Percent of Children  
Receiving a Blood Lead Test By Age



## RISK FACTORS

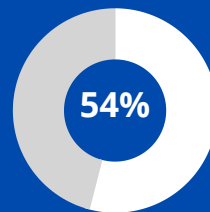


Pre-1979 Housing

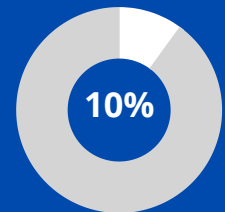


Population Below  
Poverty Level

## RISK FACTORS



Pre-1979 Housing




Population Below  
Poverty Level

References:  
Iowa Department of Public Health. (2020). Iowa Public Health Tracking Portal. Retrieved from <https://tracking.idph.iowa.gov/>  
State Library of Iowa. (2020). American Community Survey: Poverty status in the past 12 months.  
State Library of Iowa. (2020). American Community Survey: Year structure built.

References:  
Iowa Department of Public Health. (2020). Iowa Public Health Tracking Portal. Retrieved from <https://tracking.idph.iowa.gov/>  
State Library of Iowa. (2020). American Community Survey: Poverty status in the past 12 months.  
State Library of Iowa. (2020). American Community Survey: Year structure built.


1148 children under the age of 6 had a confirmed elevated blood lead level above 3.5 µg/dL in Iowa in 2020



That is enough to fill 15 school buses

Iowa Public Health Tracking Portal. (2020). Children Tested. Retrieved from <https://tracking.idph.iowa.gov/Health/Lead-Poisoning/Annual-Blood-Lead-Testing-Children-Under-6/Children-Tested>

1148 children under the age of 6 had a confirmed elevated blood lead level above 3.5 µg/dL in Iowa in 2020



That is enough to fill 15 school buses

Iowa Public Health Tracking Portal. (2020). Children Tested. Retrieved from <https://tracking.idph.iowa.gov/Health/Lead-Poisoning/Annual-Blood-Lead-Testing-Children-Under-6/Children-Tested>

## HEALTH IMPACTS



Damage to brain & nervous system



Slowed growth & development



Hearing & speech problems



Learning & behavior problems

## HEALTH IMPACTS



Damage to brain & nervous system



Slowed growth & development



Hearing & speech problems



Learning & behavior problems

**CHILDHOOD LEAD POISONING IS  
100% PREVENTABLE**

**IF YOU DON'T TEST,  
YOU DON'T DIAGNOSE.**

**IF YOU DON'T DIAGNOSE,  
YOU CAN'T INTERVENE.**

**CHILDHOOD LEAD POISONING IS  
100% PREVENTABLE**

**IF YOU DON'T TEST,  
YOU DON'T DIAGNOSE.**

**IF YOU DON'T DIAGNOSE,  
YOU CAN'T INTERVENE.**

Contact your local public health agency or the Iowa Department of Public Health for more information on childhood lead poisoning:

**800-972-2026**

Contact your local public health agency or the Iowa Department of Public Health for more information on childhood lead poisoning:

**800-972-2026**

# 2020 POTTAWATTAMIE COUNTY IOWA LEAD REPORT CARD

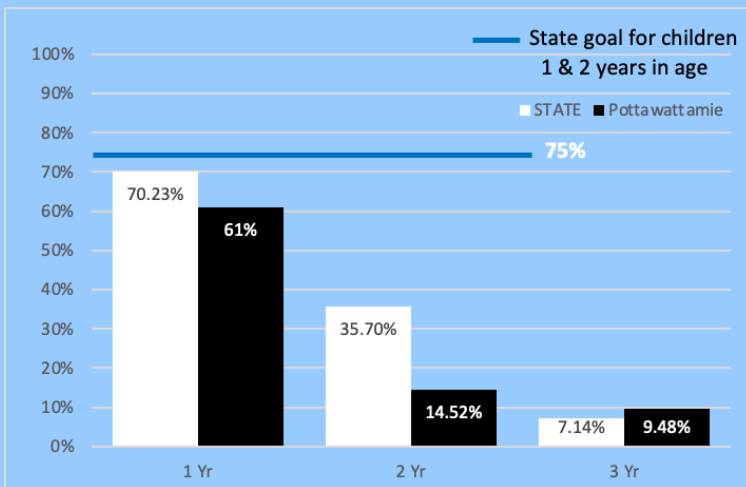
OF ALL POTTAWATTAMIE COUNTY CHILDREN  
0 TO 6 YEARS OLD ONLY

# 18.25%

WERE TESTED FOR LEAD

ALL CHILDREN SHOULD BE TESTED  
AT 1 AND 2 YEARS OF AGE

State vs County - Percent of Children  
Receiving a Blood Lead Test By Age



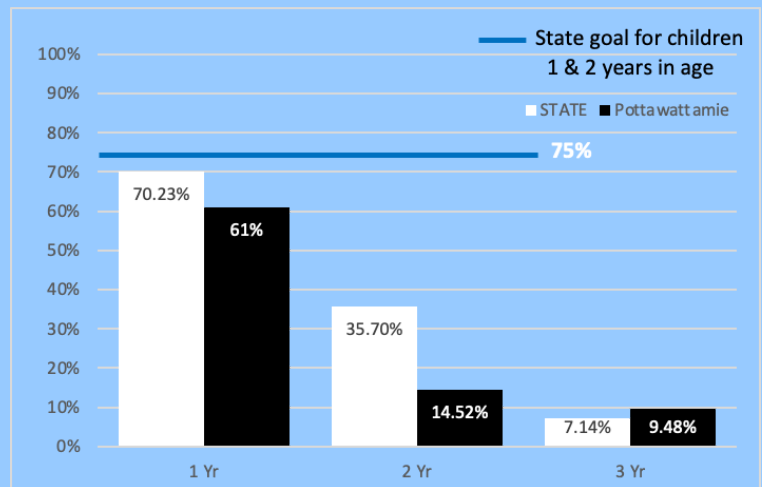
OF ALL POTTAWATTAMIE COUNTY CHILDREN  
0 TO 6 YEARS OLD ONLY

# 18.25%

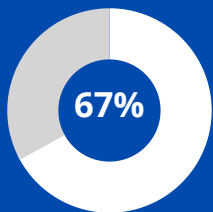
WERE TESTED FOR LEAD

ALL CHILDREN SHOULD BE TESTED  
AT 1 AND 2 YEARS OF AGE

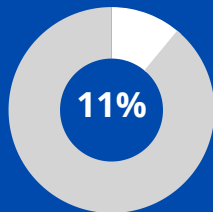
State vs County - Percent of Children  
Receiving a Blood Lead Test By Age



## RISK FACTORS

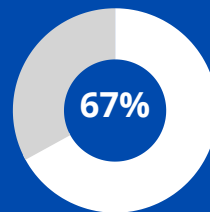


Pre-1979 Housing

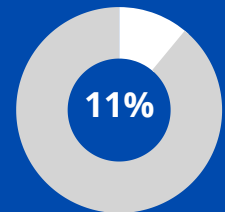


Population Below  
Poverty Level

## RISK FACTORS



Pre-1979 Housing




Population Below  
Poverty Level

References:  
Iowa Department of Public Health. (2020). Iowa Public Health Tracking Portal. Retrieved from <https://tracking.idph.iowa.gov/>  
State Library of Iowa. (2020). American Community Survey: Poverty status in the past 12 months.  
State Library of Iowa. (2020). American Community Survey: Year structure built.

References:  
Iowa Department of Public Health. (2020). Iowa Public Health Tracking Portal. Retrieved from <https://tracking.idph.iowa.gov/>  
State Library of Iowa. (2020). American Community Survey: Poverty status in the past 12 months.  
State Library of Iowa. (2020). American Community Survey: Year structure built.


1148 children under the age of 6 had a confirmed elevated blood lead level above 3.5 µg/dL in Iowa in 2020



That is enough to fill 15 school buses

Iowa Public Health Tracking Portal. (2020). Children Tested. Retrieved from <https://tracking.idph.iowa.gov/Health/Lead-Poisoning/Annual-Blood-Lead-Testing-Children-Under-6/Children-Tested>

1148 children under the age of 6 had a confirmed elevated blood lead level above 3.5 µg/dL in Iowa in 2020



That is enough to fill 15 school buses

Iowa Public Health Tracking Portal. (2020). Children Tested. Retrieved from <https://tracking.idph.iowa.gov/Health/Lead-Poisoning/Annual-Blood-Lead-Testing-Children-Under-6/Children-Tested>

## HEALTH IMPACTS



Damage to brain & nervous system



Slowed growth & development



Hearing & speech problems



Learning & behavior problems

## HEALTH IMPACTS



Damage to brain & nervous system



Slowed growth & development



Hearing & speech problems



Learning & behavior problems

**CHILDHOOD LEAD POISONING IS  
100% PREVENTABLE**

**IF YOU DON'T TEST,  
YOU DON'T DIAGNOSE.**

**IF YOU DON'T DIAGNOSE,  
YOU CAN'T INTERVENE.**

**CHILDHOOD LEAD POISONING IS  
100% PREVENTABLE**

**IF YOU DON'T TEST,  
YOU DON'T DIAGNOSE.**

**IF YOU DON'T DIAGNOSE,  
YOU CAN'T INTERVENE.**

Contact your local public health agency or the Iowa Department of Public Health for more information on childhood lead poisoning:

**800-972-2026**

Contact your local public health agency or the Iowa Department of Public Health for more information on childhood lead poisoning:

**800-972-2026**



# 2020 POWESHIEK COUNTY IOWA LEAD REPORT CARD

# 2020 POWESHIEK COUNTY IOWA LEAD REPORT CARD

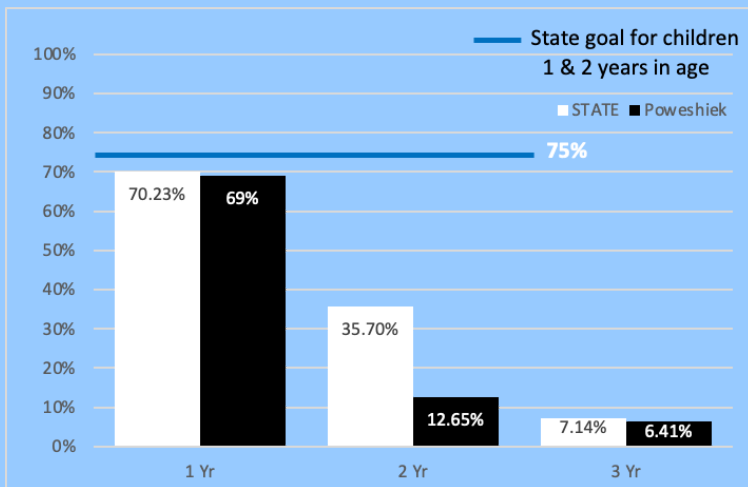
OF ALL POWESHIEK COUNTY CHILDREN 0 TO 6 YEARS OLD ONLY

## 18.43%

WERE TESTED FOR LEAD

ALL CHILDREN SHOULD BE TESTED AT 1 AND 2 YEARS OF AGE

State vs County - Percent of Children Receiving a Blood Lead Test By Age



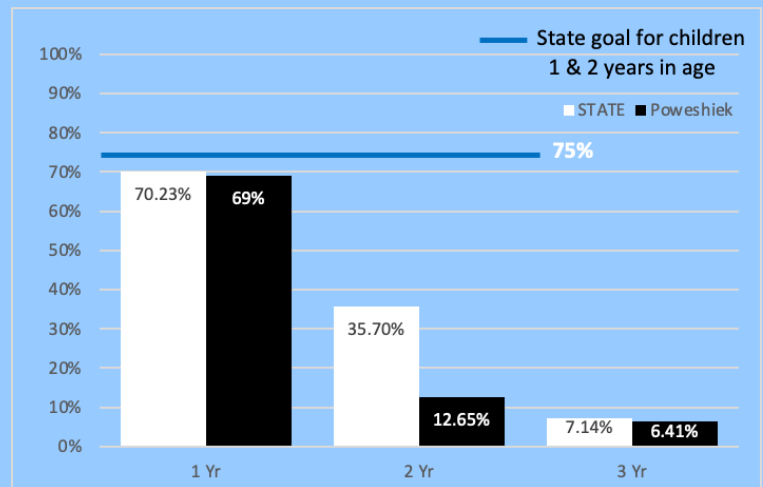
OF ALL POWESHIEK COUNTY CHILDREN 0 TO 6 YEARS OLD ONLY

## 18.43%

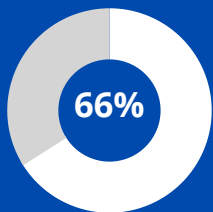
WERE TESTED FOR LEAD

ALL CHILDREN SHOULD BE TESTED AT 1 AND 2 YEARS OF AGE

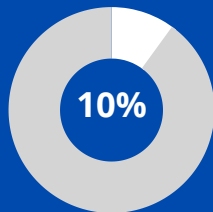
State vs County - Percent of Children Receiving a Blood Lead Test By Age



## RISK FACTORS

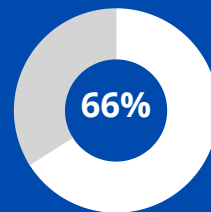


Pre-1979 Housing

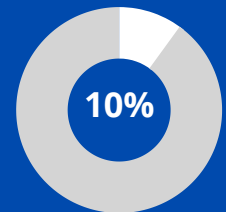


Population Below Poverty Level

## RISK FACTORS



Pre-1979 Housing




Population Below Poverty Level

References:  
Iowa Department of Public Health. (2020). Iowa Public Health Tracking Portal. Retrieved from <https://tracking.idph.iowa.gov/>  
State Library of Iowa. (2020). American Community Survey: Poverty status in the past 12 months.  
State Library of Iowa. (2020). American Community Survey: Year structure built.

References:  
Iowa Department of Public Health. (2020). Iowa Public Health Tracking Portal. Retrieved from <https://tracking.idph.iowa.gov/>  
State Library of Iowa. (2020). American Community Survey: Poverty status in the past 12 months.  
State Library of Iowa. (2020). American Community Survey: Year structure built.


1148 children under the age of 6 had a confirmed elevated blood lead level above 3.5 µg/dL in Iowa in 2020



That is enough to fill 15 school buses

Iowa Public Health Tracking Portal. (2020). Children Tested. Retrieved from <https://tracking.idph.iowa.gov/Health/Lead-Poisoning/Annual-Blood-Lead-Testing-Children-Under-6/Children-Tested>

1148 children under the age of 6 had a confirmed elevated blood lead level above 3.5 µg/dL in Iowa in 2020



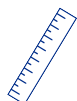
That is enough to fill 15 school buses

Iowa Public Health Tracking Portal. (2020). Children Tested. Retrieved from <https://tracking.idph.iowa.gov/Health/Lead-Poisoning/Annual-Blood-Lead-Testing-Children-Under-6/Children-Tested>

## HEALTH IMPACTS



Damage to brain & nervous system



Slowed growth & development



Hearing & speech problems



Learning & behavior problems

## HEALTH IMPACTS



Damage to brain & nervous system



Slowed growth & development



Hearing & speech problems



Learning & behavior problems

**CHILDHOOD LEAD POISONING IS  
100% PREVENTABLE**

**IF YOU DON'T TEST,  
YOU DON'T DIAGNOSE.**

**IF YOU DON'T DIAGNOSE,  
YOU CAN'T INTERVENE.**

**CHILDHOOD LEAD POISONING IS  
100% PREVENTABLE**

**IF YOU DON'T TEST,  
YOU DON'T DIAGNOSE.**

**IF YOU DON'T DIAGNOSE,  
YOU CAN'T INTERVENE.**

Contact your local public health agency or the Iowa Department of Public Health for more information on childhood lead poisoning:

**800-972-2026**

Contact your local public health agency or the Iowa Department of Public Health for more information on childhood lead poisoning:

**800-972-2026**

# 2020 RINGGOLD COUNTY IOWA LEAD REPORT CARD

# 2020 RINGGOLD COUNTY IOWA LEAD REPORT CARD

OF ALL RINGGOLD COUNTY CHILDREN  
0 TO 6 YEARS OLD ONLY

## 17.56%

WERE TESTED FOR LEAD

ALL CHILDREN SHOULD BE TESTED  
AT 1 AND 2 YEARS OF AGE

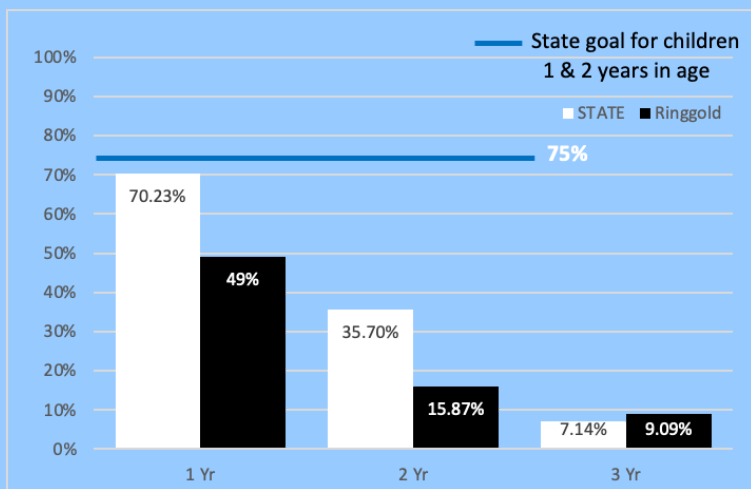
OF ALL RINGGOLD COUNTY CHILDREN  
0 TO 6 YEARS OLD ONLY

## 17.56%

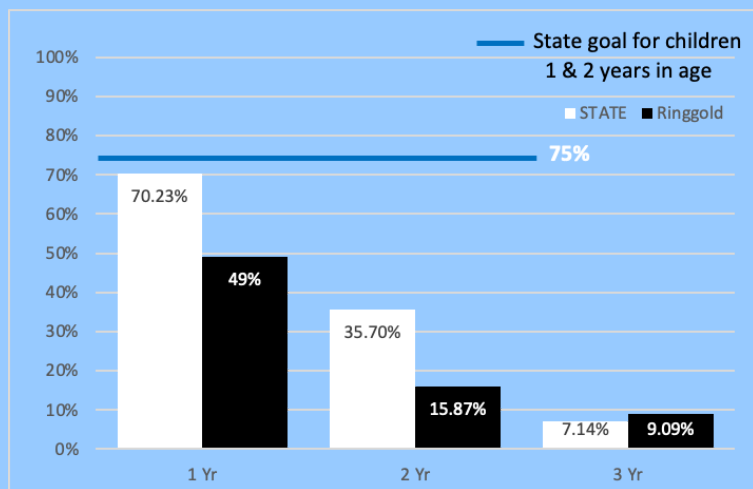
WERE TESTED FOR LEAD

ALL CHILDREN SHOULD BE TESTED  
AT 1 AND 2 YEARS OF AGE

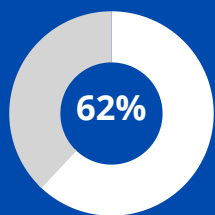
State vs County - Percent of Children Receiving a Blood Lead Test By Age



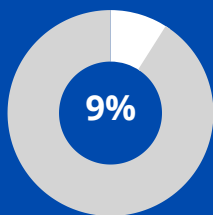
State vs County - Percent of Children Receiving a Blood Lead Test By Age



## RISK FACTORS

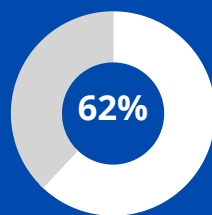


Pre-1979 Housing

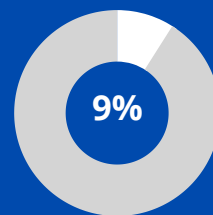


Population Below Poverty Level

## RISK FACTORS



Pre-1979 Housing




Population Below Poverty Level

References:  
Iowa Department of Public Health. (2020). Iowa Public Health Tracking Portal. Retrieved from <https://tracking.idph.iowa.gov/>  
State Library of Iowa. (2020). American Community Survey: Poverty status in the past 12 months.  
State Library of Iowa. (2020). American Community Survey: Year structure built.

References:  
Iowa Department of Public Health. (2020). Iowa Public Health Tracking Portal. Retrieved from <https://tracking.idph.iowa.gov/>  
State Library of Iowa. (2020). American Community Survey: Poverty status in the past 12 months.  
State Library of Iowa. (2020). American Community Survey: Year structure built.


1148 children under the age of 6 had a confirmed elevated blood lead level above 3.5 µg/dL in Iowa in 2020



That is enough to fill 15 school buses

Iowa Public Health Tracking Portal. (2020). Children Tested. Retrieved from <https://tracking.idph.iowa.gov/Health/Lead-Poisoning/Annual-Blood-Lead-Testing-Children-Under-6/Children-Tested>

1148 children under the age of 6 had a confirmed elevated blood lead level above 3.5 µg/dL in Iowa in 2020



That is enough to fill 15 school buses

Iowa Public Health Tracking Portal. (2020). Children Tested. Retrieved from <https://tracking.idph.iowa.gov/Health/Lead-Poisoning/Annual-Blood-Lead-Testing-Children-Under-6/Children-Tested>

## HEALTH IMPACTS



Damage to brain & nervous system



Slowed growth & development



Hearing & speech problems



Learning & behavior problems

## HEALTH IMPACTS



Damage to brain & nervous system



Slowed growth & development



Hearing & speech problems



Learning & behavior problems

**CHILDHOOD LEAD POISONING IS  
100% PREVENTABLE**

**IF YOU DON'T TEST,  
YOU DON'T DIAGNOSE.**

**IF YOU DON'T DIAGNOSE,  
YOU CAN'T INTERVENE.**

**CHILDHOOD LEAD POISONING IS  
100% PREVENTABLE**

**IF YOU DON'T TEST,  
YOU DON'T DIAGNOSE.**

**IF YOU DON'T DIAGNOSE,  
YOU CAN'T INTERVENE.**

Contact your local public health agency or the Iowa Department of Public Health for more information on childhood lead poisoning:

**800-972-2026**

Contact your local public health agency or the Iowa Department of Public Health for more information on childhood lead poisoning:

**800-972-2026**

# 2020 SAC COUNTY IOWA LEAD REPORT CARD

# 2020 SAC COUNTY IOWA LEAD REPORT CARD

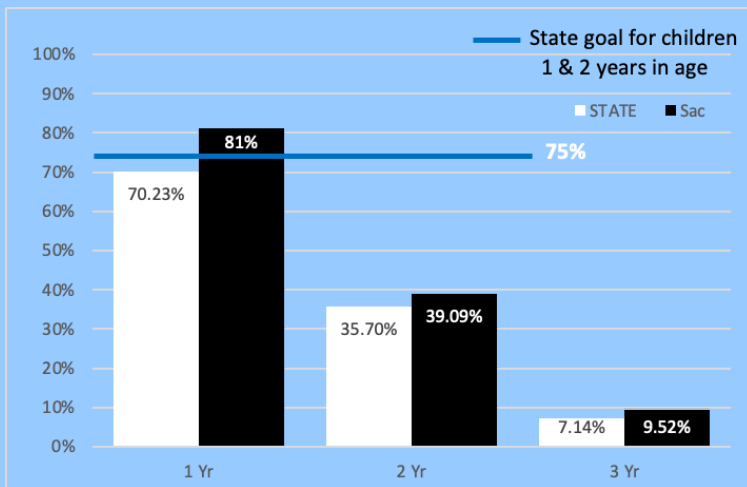
OF ALL SAC COUNTY CHILDREN  
0 TO 6 YEARS OLD ONLY

# 26.40%

WERE TESTED FOR LEAD

ALL CHILDREN SHOULD BE TESTED  
AT 1 AND 2 YEARS OF AGE

State vs County - Percent of Children  
Receiving a Blood Lead Test By Age



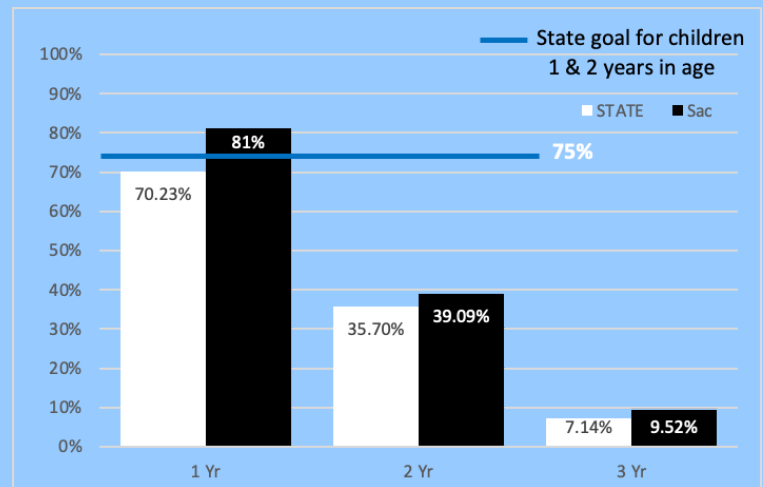
OF ALL SAC COUNTY CHILDREN  
0 TO 6 YEARS OLD ONLY

# 26.40%

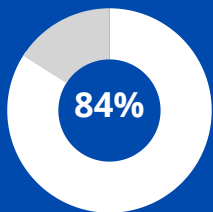
WERE TESTED FOR LEAD

ALL CHILDREN SHOULD BE TESTED  
AT 1 AND 2 YEARS OF AGE

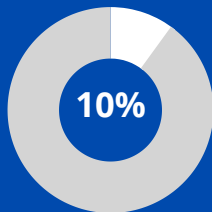
State vs County - Percent of Children  
Receiving a Blood Lead Test By Age



## RISK FACTORS

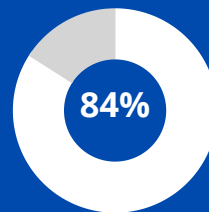


Pre-1979 Housing

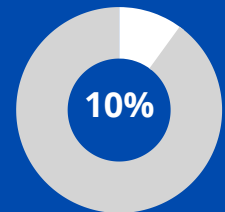


Population Below  
Poverty Level

## RISK FACTORS



Pre-1979 Housing




Population Below  
Poverty Level

References:  
Iowa Department of Public Health. (2020). Iowa Public Health Tracking Portal. Retrieved from <https://tracking.idph.iowa.gov/>  
State Library of Iowa. (2020). American Community Survey: Poverty status in the past 12 months.  
State Library of Iowa. (2020). American Community Survey: Year structure built.

References:  
Iowa Department of Public Health. (2020). Iowa Public Health Tracking Portal. Retrieved from <https://tracking.idph.iowa.gov/>  
State Library of Iowa. (2020). American Community Survey: Poverty status in the past 12 months.  
State Library of Iowa. (2020). American Community Survey: Year structure built.


1148 children under the age of 6 had a confirmed elevated blood lead level above 3.5 µg/dL in Iowa in 2020



That is enough to fill 15 school buses

Iowa Public Health Tracking Portal. (2020). Children Tested. Retrieved from <https://tracking.idph.iowa.gov/Health/Lead-Poisoning/Annual-Blood-Lead-Testing-Children-Under-6/Children-Tested>

1148 children under the age of 6 had a confirmed elevated blood lead level above 3.5 µg/dL in Iowa in 2020



That is enough to fill 15 school buses

Iowa Public Health Tracking Portal. (2020). Children Tested. Retrieved from <https://tracking.idph.iowa.gov/Health/Lead-Poisoning/Annual-Blood-Lead-Testing-Children-Under-6/Children-Tested>

## HEALTH IMPACTS



Damage to brain & nervous system



Slowed growth & development



Hearing & speech problems



Learning & behavior problems

## HEALTH IMPACTS



Damage to brain & nervous system



Slowed growth & development



Hearing & speech problems



Learning & behavior problems

**CHILDHOOD LEAD POISONING IS  
100% PREVENTABLE**

**IF YOU DON'T TEST,  
YOU DON'T DIAGNOSE.**

**IF YOU DON'T DIAGNOSE,  
YOU CAN'T INTERVENE.**

**CHILDHOOD LEAD POISONING IS  
100% PREVENTABLE**

**IF YOU DON'T TEST,  
YOU DON'T DIAGNOSE.**

**IF YOU DON'T DIAGNOSE,  
YOU CAN'T INTERVENE.**

Contact your local public health agency or the Iowa Department of Public Health for more information on childhood lead poisoning:

**800-972-2026**

Contact your local public health agency or the Iowa Department of Public Health for more information on childhood lead poisoning:

**800-972-2026**

# 2020 SCOTT COUNTY IOWA LEAD REPORT CARD

# 2020 SCOTT COUNTY IOWA LEAD REPORT CARD

OF ALL SCOTT COUNTY CHILDREN 0 TO 6 YEARS OLD ONLY

## 17.69%

WERE TESTED FOR LEAD

OF ALL SCOTT COUNTY CHILDREN 0 TO 6 YEARS OLD ONLY

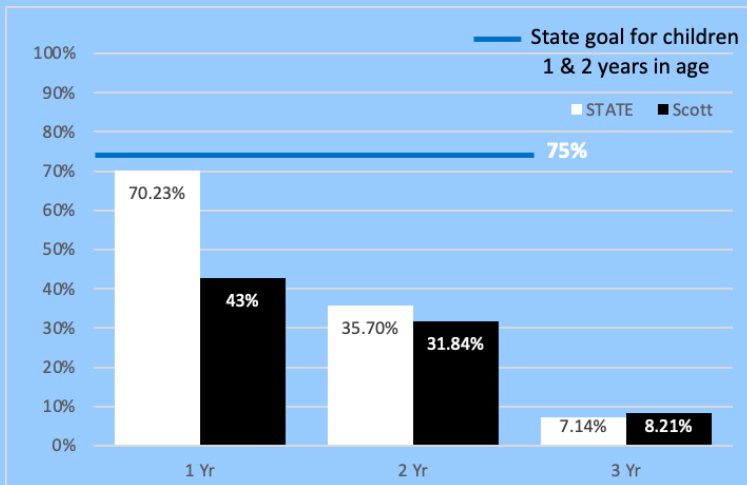
## 17.69%

WERE TESTED FOR LEAD

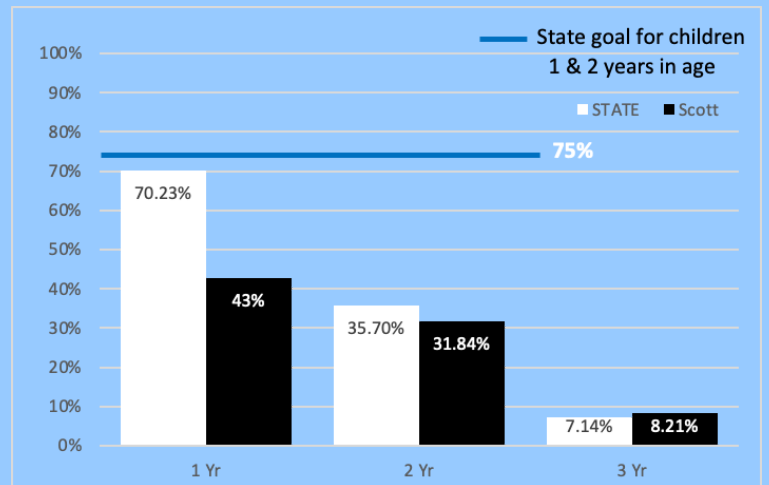
ALL CHILDREN SHOULD BE TESTED AT 1 AND 2 YEARS OF AGE

ALL CHILDREN SHOULD BE TESTED AT 1 AND 2 YEARS OF AGE

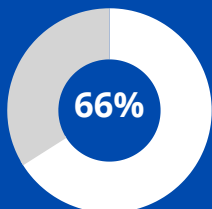
State vs County - Percent of Children Receiving a Blood Lead Test By Age



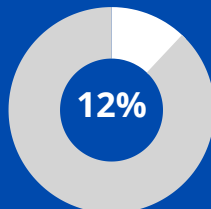
State vs County - Percent of Children Receiving a Blood Lead Test By Age



## RISK FACTORS

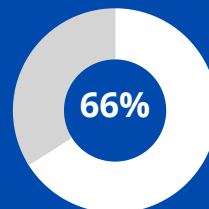


Pre-1979 Housing

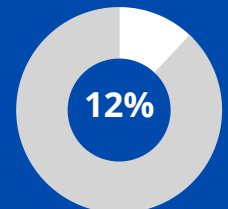


Population Below Poverty Level

## RISK FACTORS



Pre-1979 Housing




Population Below Poverty Level

References:  
Iowa Department of Public Health. (2020). Iowa Public Health Tracking Portal. Retrieved from <https://tracking.idph.iowa.gov/>  
State Library of Iowa. (2020). American Community Survey: Poverty status in the past 12 months.  
State Library of Iowa. (2020). American Community Survey: Year structure built.

References:  
Iowa Department of Public Health. (2020). Iowa Public Health Tracking Portal. Retrieved from <https://tracking.idph.iowa.gov/>  
State Library of Iowa. (2020). American Community Survey: Poverty status in the past 12 months.  
State Library of Iowa. (2020). American Community Survey: Year structure built.


1148 children under the age of 6 had a confirmed elevated blood lead level above 3.5 µg/dL in Iowa in 2020



That is enough to fill 15 school buses

Iowa Public Health Tracking Portal. (2020). Children Tested. Retrieved from <https://tracking.idph.iowa.gov/Health/Lead-Poisoning/Annual-Blood-Lead-Testing-Children-Under-6/Children-Tested>

1148 children under the age of 6 had a confirmed elevated blood lead level above 3.5 µg/dL in Iowa in 2020



That is enough to fill 15 school buses

Iowa Public Health Tracking Portal. (2020). Children Tested. Retrieved from <https://tracking.idph.iowa.gov/Health/Lead-Poisoning/Annual-Blood-Lead-Testing-Children-Under-6/Children-Tested>

## HEALTH IMPACTS



Damage to brain & nervous system



Slowed growth & development



Hearing & speech problems



Learning & behavior problems

## HEALTH IMPACTS



Damage to brain & nervous system



Slowed growth & development



Hearing & speech problems



Learning & behavior problems

**CHILDHOOD LEAD POISONING IS  
100% PREVENTABLE**

**IF YOU DON'T TEST,  
YOU DON'T DIAGNOSE.**

**IF YOU DON'T DIAGNOSE,  
YOU CAN'T INTERVENE.**

**CHILDHOOD LEAD POISONING IS  
100% PREVENTABLE**

**IF YOU DON'T TEST,  
YOU DON'T DIAGNOSE.**

**IF YOU DON'T DIAGNOSE,  
YOU CAN'T INTERVENE.**

Contact your local public health agency or the Iowa Department of Public Health for more information on childhood lead poisoning:

**800-972-2026**

Contact your local public health agency or the Iowa Department of Public Health for more information on childhood lead poisoning:

**800-972-2026**



# 2020 SHELBY COUNTY IOWA LEAD REPORT CARD

# 2020 SHELBY COUNTY IOWA LEAD REPORT CARD

OF ALL SHELBY COUNTY CHILDREN 0 TO 6 YEARS OLD ONLY

## 31.27%

WERE TESTED FOR LEAD

OF ALL SHELBY COUNTY CHILDREN 0 TO 6 YEARS OLD ONLY

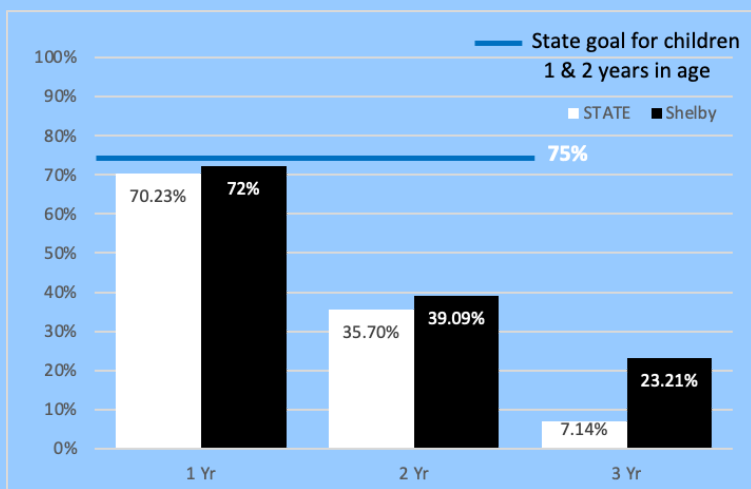
## 31.27%

WERE TESTED FOR LEAD

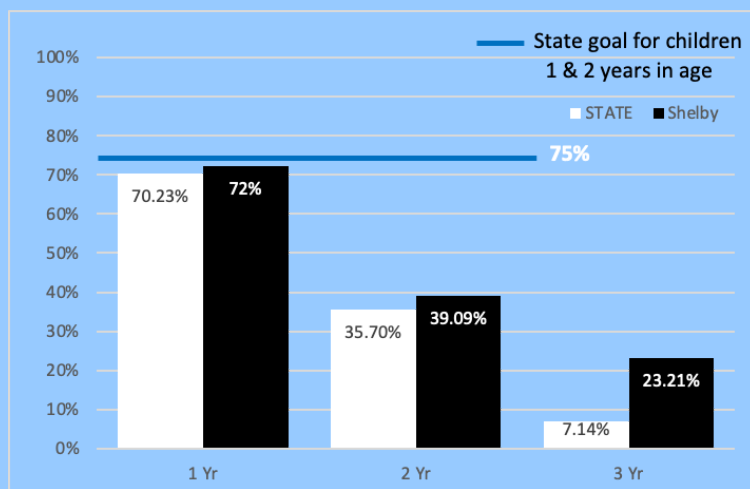
ALL CHILDREN SHOULD BE TESTED AT 1 AND 2 YEARS OF AGE

ALL CHILDREN SHOULD BE TESTED AT 1 AND 2 YEARS OF AGE

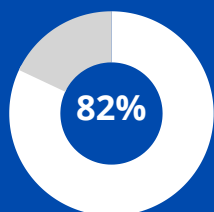
State vs County - Percent of Children Receiving a Blood Lead Test By Age



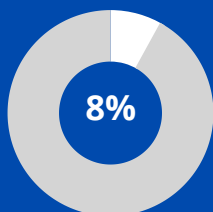
State vs County - Percent of Children Receiving a Blood Lead Test By Age



## RISK FACTORS

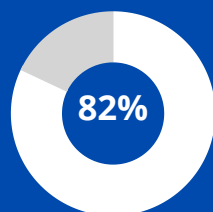


Pre-1979 Housing

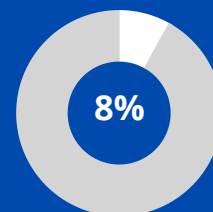


Population Below Poverty Level

## RISK FACTORS



Pre-1979 Housing



Population Below Poverty Level

References:  
Iowa Department of Public Health. (2020). Iowa Public Health Tracking Portal. Retrieved from <https://tracking.idph.iowa.gov/>  
State Library of Iowa. (2020). American Community Survey: Poverty status in the past 12 months.  
State Library of Iowa. (2020). American Community Survey: Year structure built.



References:  
Iowa Department of Public Health. (2020). Iowa Public Health Tracking Portal. Retrieved from <https://tracking.idph.iowa.gov/>  
State Library of Iowa. (2020). American Community Survey: Poverty status in the past 12 months.  
State Library of Iowa. (2020). American Community Survey: Year structure built.



1148 children under the age of 6 had a confirmed elevated blood lead level above 3.5 µg/dL in Iowa in 2020



That is enough to fill 15 school buses

Iowa Public Health Tracking Portal. (2020). Children Tested. Retrieved from <https://tracking.idph.iowa.gov/Health/Lead-Poisoning/Annual-Blood-Lead-Testing-Children-Under-6/Children-Tested>

1148 children under the age of 6 had a confirmed elevated blood lead level above 3.5 µg/dL in Iowa in 2020



That is enough to fill 15 school buses

Iowa Public Health Tracking Portal. (2020). Children Tested. Retrieved from <https://tracking.idph.iowa.gov/Health/Lead-Poisoning/Annual-Blood-Lead-Testing-Children-Under-6/Children-Tested>

## HEALTH IMPACTS



Damage to brain & nervous system



Slowed growth & development



Hearing & speech problems



Learning & behavior problems

## HEALTH IMPACTS



Damage to brain & nervous system



Slowed growth & development



Hearing & speech problems



Learning & behavior problems

**CHILDHOOD LEAD POISONING IS  
100% PREVENTABLE**

**IF YOU DON'T TEST,  
YOU DON'T DIAGNOSE.**

**IF YOU DON'T DIAGNOSE,  
YOU CAN'T INTERVENE.**

**CHILDHOOD LEAD POISONING IS  
100% PREVENTABLE**

**IF YOU DON'T TEST,  
YOU DON'T DIAGNOSE.**

**IF YOU DON'T DIAGNOSE,  
YOU CAN'T INTERVENE.**

Contact your local public health agency or the Iowa Department of Public Health for more information on childhood lead poisoning:

**800-972-2026**

Contact your local public health agency or the Iowa Department of Public Health for more information on childhood lead poisoning:

**800-972-2026**

# 2020 SIOUX COUNTY IOWA LEAD REPORT CARD

# 2020 SIOUX COUNTY IOWA LEAD REPORT CARD

OF ALL SIOUX COUNTY CHILDREN  
0 TO 6 YEARS OLD ONLY

# 17.58%

WERE TESTED FOR LEAD

OF ALL SIOUX COUNTY CHILDREN  
0 TO 6 YEARS OLD ONLY

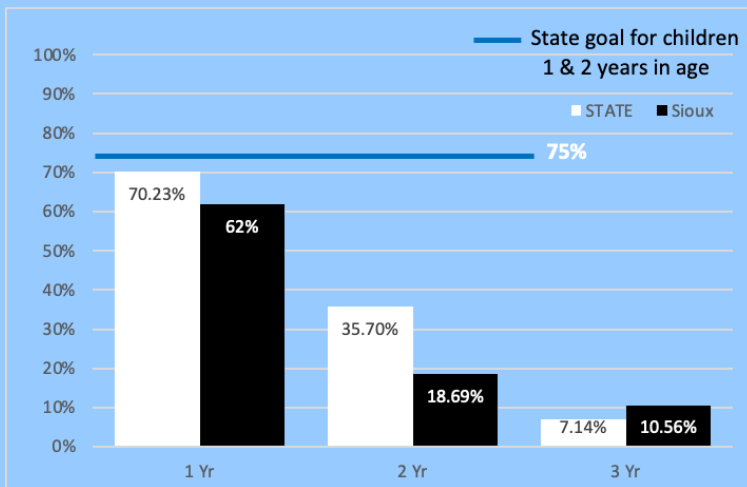
# 17.58%

WERE TESTED FOR LEAD

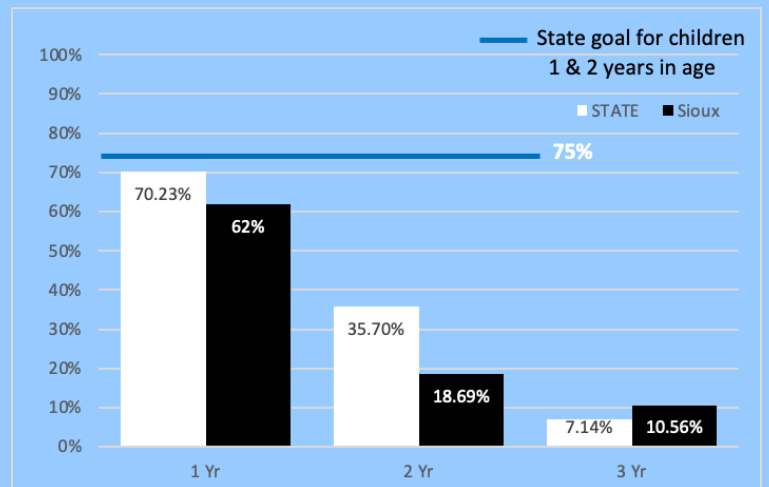
ALL CHILDREN SHOULD BE TESTED  
AT 1 AND 2 YEARS OF AGE

ALL CHILDREN SHOULD BE TESTED  
AT 1 AND 2 YEARS OF AGE

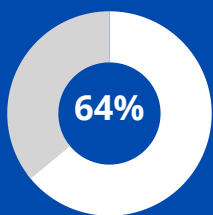
State vs County - Percent of Children  
Receiving a Blood Lead Test By Age



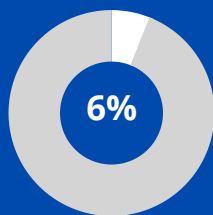
State vs County - Percent of Children  
Receiving a Blood Lead Test By Age



## RISK FACTORS

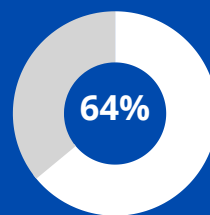


Pre-1979 Housing

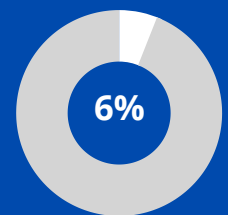


Population Below  
Poverty Level

## RISK FACTORS



Pre-1979 Housing




Population Below  
Poverty Level

References:  
Iowa Department of Public Health. (2020). Iowa Public Health Tracking Portal. Retrieved from <https://tracking.idph.iowa.gov/>  
State Library of Iowa. (2020). American Community Survey: Poverty status in the past 12 months.  
State Library of Iowa. (2020). American Community Survey: Year structure built.

References:  
Iowa Department of Public Health. (2020). Iowa Public Health Tracking Portal. Retrieved from <https://tracking.idph.iowa.gov/>  
State Library of Iowa. (2020). American Community Survey: Poverty status in the past 12 months.  
State Library of Iowa. (2020). American Community Survey: Year structure built.


1148 children under the age of 6 had a confirmed elevated blood lead level above 3.5 µg/dL in Iowa in 2020



That is enough to fill 15 school buses

Iowa Public Health Tracking Portal. (2020). Children Tested. Retrieved from <https://tracking.idph.iowa.gov/Health/Lead-Poisoning/Annual-Blood-Lead-Testing-Children-Under-6/Children-Tested>

1148 children under the age of 6 had a confirmed elevated blood lead level above 3.5 µg/dL in Iowa in 2020



That is enough to fill 15 school buses

Iowa Public Health Tracking Portal. (2020). Children Tested. Retrieved from <https://tracking.idph.iowa.gov/Health/Lead-Poisoning/Annual-Blood-Lead-Testing-Children-Under-6/Children-Tested>

## HEALTH IMPACTS



Damage to brain & nervous system



Slowed growth & development



Hearing & speech problems



Learning & behavior problems

## HEALTH IMPACTS



Damage to brain & nervous system



Slowed growth & development



Hearing & speech problems



Learning & behavior problems

**CHILDHOOD LEAD POISONING IS  
100% PREVENTABLE**

**IF YOU DON'T TEST,  
YOU DON'T DIAGNOSE.**

**IF YOU DON'T DIAGNOSE,  
YOU CAN'T INTERVENE.**

**CHILDHOOD LEAD POISONING IS  
100% PREVENTABLE**

**IF YOU DON'T TEST,  
YOU DON'T DIAGNOSE.**

**IF YOU DON'T DIAGNOSE,  
YOU CAN'T INTERVENE.**

Contact your local public health agency or the Iowa Department of Public Health for more information on childhood lead poisoning:

**800-972-2026**

Contact your local public health agency or the Iowa Department of Public Health for more information on childhood lead poisoning:

**800-972-2026**

# 2020 STORY COUNTY IOWA LEAD REPORT CARD

# 2020 STORY COUNTY IOWA LEAD REPORT CARD

OF ALL STORY COUNTY CHILDREN  
0 TO 6 YEARS OLD ONLY

## 21.74%

WERE TESTED FOR LEAD

OF ALL STORY COUNTY CHILDREN  
0 TO 6 YEARS OLD ONLY

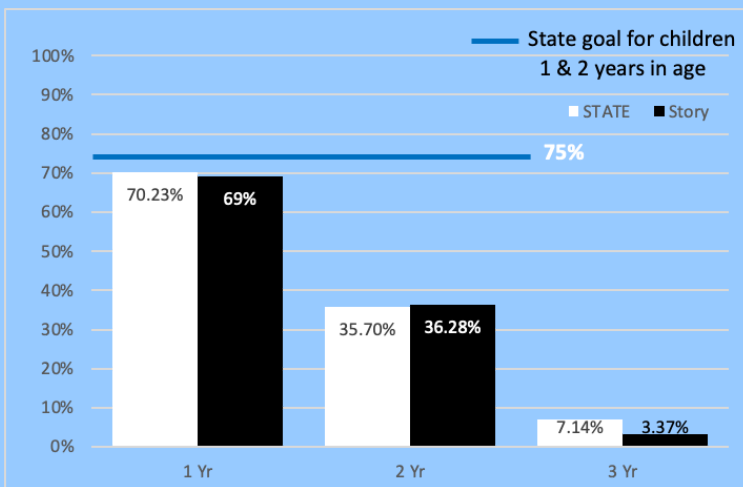
## 21.74%

WERE TESTED FOR LEAD

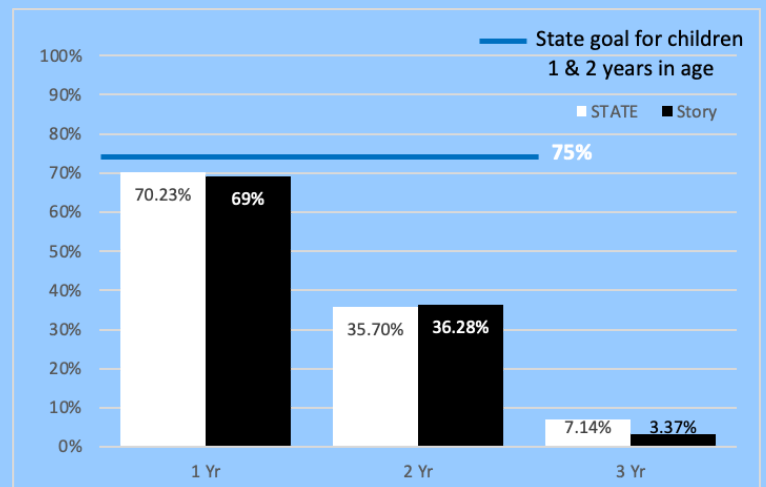
ALL CHILDREN SHOULD BE TESTED  
AT 1 AND 2 YEARS OF AGE

ALL CHILDREN SHOULD BE TESTED  
AT 1 AND 2 YEARS OF AGE

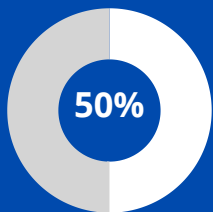
State vs County - Percent of Children  
Receiving a Blood Lead Test By Age



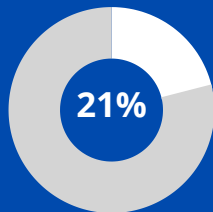
State vs County - Percent of Children  
Receiving a Blood Lead Test By Age



## RISK FACTORS

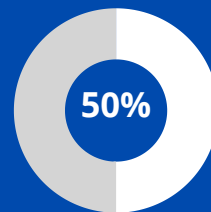


Pre-1979 Housing

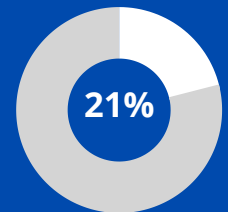


Population Below  
Poverty Level

## RISK FACTORS



Pre-1979 Housing




Population Below  
Poverty Level

References:  
Iowa Department of Public Health. (2020). Iowa Public Health Tracking Portal. Retrieved from <https://tracking.idph.iowa.gov/>  
State Library of Iowa. (2020). American Community Survey: Poverty status in the past 12 months.  
State Library of Iowa. (2020). American Community Survey: Year structure built.

References:  
Iowa Department of Public Health. (2020). Iowa Public Health Tracking Portal. Retrieved from <https://tracking.idph.iowa.gov/>  
State Library of Iowa. (2020). American Community Survey: Poverty status in the past 12 months.  
State Library of Iowa. (2020). American Community Survey: Year structure built.


1148 children under the age of 6 had a confirmed elevated blood lead level above 3.5 µg/dL in Iowa in 2020



That is enough to fill 15 school buses

Iowa Public Health Tracking Portal. (2020). Children Tested. Retrieved from <https://tracking.idph.iowa.gov/Health/Lead-Poisoning/Annual-Blood-Lead-Testing-Children-Under-6/Children-Tested>

1148 children under the age of 6 had a confirmed elevated blood lead level above 3.5 µg/dL in Iowa in 2020



That is enough to fill 15 school buses

Iowa Public Health Tracking Portal. (2020). Children Tested. Retrieved from <https://tracking.idph.iowa.gov/Health/Lead-Poisoning/Annual-Blood-Lead-Testing-Children-Under-6/Children-Tested>

## HEALTH IMPACTS



Damage to brain & nervous system



Slowed growth & development



Hearing & speech problems



Learning & behavior problems



Damage to brain & nervous system



Slowed growth & development



Hearing & speech problems



Learning & behavior problems

**CHILDHOOD LEAD POISONING IS  
100% PREVENTABLE**

**IF YOU DON'T TEST,  
YOU DON'T DIAGNOSE.**

**IF YOU DON'T DIAGNOSE,  
YOU CAN'T INTERVENE.**

Contact your local public health agency or the Iowa Department of Public Health for more information on childhood lead poisoning:

**800-972-2026**

**CHILDHOOD LEAD POISONING IS  
100% PREVENTABLE**

**IF YOU DON'T TEST,  
YOU DON'T DIAGNOSE.**

**IF YOU DON'T DIAGNOSE,  
YOU CAN'T INTERVENE.**

Contact your local public health agency or the Iowa Department of Public Health for more information on childhood lead poisoning:

**800-972-2026**

# 2020 TAMA COUNTY IOWA LEAD REPORT CARD

# 2020 TAMA COUNTY IOWA LEAD REPORT CARD

OF ALL TAMA COUNTY CHILDREN  
0 TO 6 YEARS OLD ONLY

# 28.22%

WERE TESTED FOR LEAD

OF ALL TAMA COUNTY CHILDREN  
0 TO 6 YEARS OLD ONLY

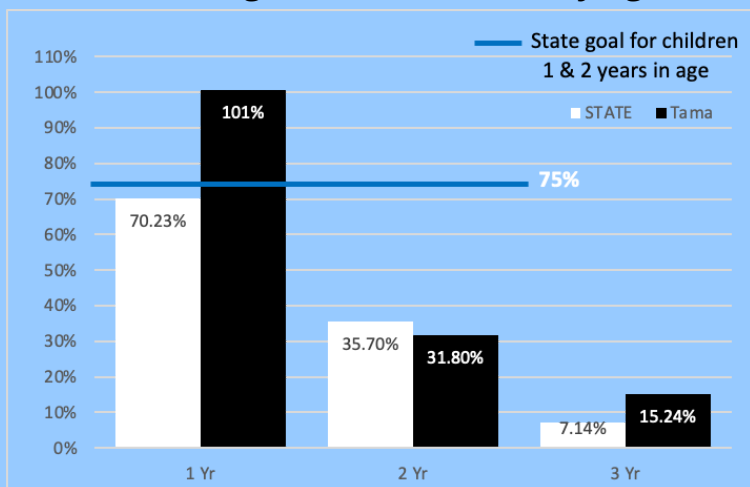
# 28.22%

WERE TESTED FOR LEAD

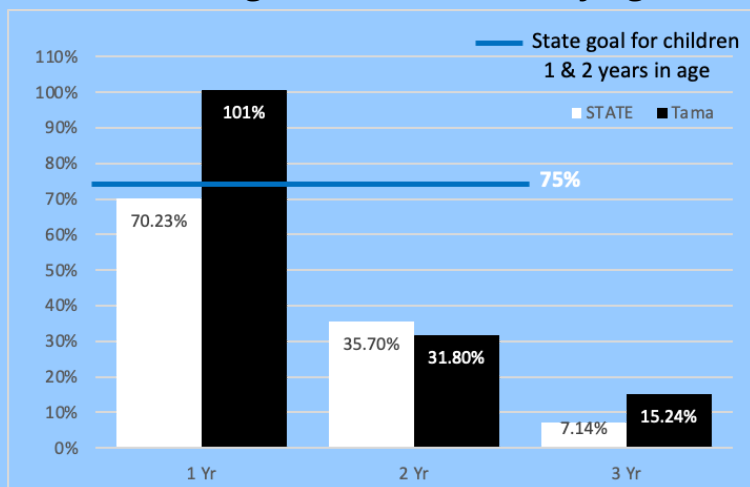
ALL CHILDREN SHOULD BE TESTED  
AT 1 AND 2 YEARS OF AGE

ALL CHILDREN SHOULD BE TESTED  
AT 1 AND 2 YEARS OF AGE

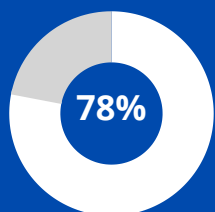
State vs County - Percent of Children  
Receiving a Blood Lead Test By Age



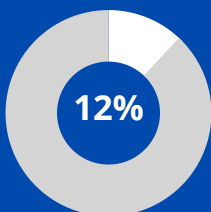
State vs County - Percent of Children  
Receiving a Blood Lead Test By Age



## RISK FACTORS

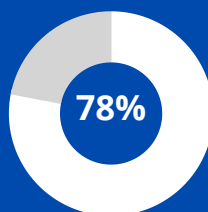


Pre-1979 Housing

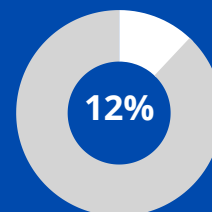


Population Below  
Poverty Level

## RISK FACTORS



Pre-1979 Housing




Population Below  
Poverty Level

References:  
Iowa Department of Public Health. (2020). Iowa Public Health Tracking Portal. Retrieved from <https://tracking.idph.iowa.gov/>  
State Library of Iowa. (2020). American Community Survey: Poverty status in the past 12 months.  
State Library of Iowa. (2020). American Community Survey: Year structure built.

References:  
Iowa Department of Public Health. (2020). Iowa Public Health Tracking Portal. Retrieved from <https://tracking.idph.iowa.gov/>  
State Library of Iowa. (2020). American Community Survey: Poverty status in the past 12 months.  
State Library of Iowa. (2020). American Community Survey: Year structure built.


1148 children under the age of 6 had a confirmed elevated blood lead level above 3.5 µg/dL in Iowa in 2020



That is enough to fill 15 school buses

Iowa Public Health Tracking Portal. (2020). Children Tested. Retrieved from <https://tracking.idph.iowa.gov/Health/Lead-Poisoning/Annual-Blood-Lead-Testing-Children-Under-6/Children-Tested>

1148 children under the age of 6 had a confirmed elevated blood lead level above 3.5 µg/dL in Iowa in 2020



That is enough to fill 15 school buses

Iowa Public Health Tracking Portal. (2020). Children Tested. Retrieved from <https://tracking.idph.iowa.gov/Health/Lead-Poisoning/Annual-Blood-Lead-Testing-Children-Under-6/Children-Tested>

## HEALTH IMPACTS



Damage to brain & nervous system



Slowed growth & development



Hearing & speech problems



Learning & behavior problems

## HEALTH IMPACTS



Damage to brain & nervous system



Slowed growth & development



Hearing & speech problems



Learning & behavior problems

**CHILDHOOD LEAD POISONING IS  
100% PREVENTABLE**

**IF YOU DON'T TEST,  
YOU DON'T DIAGNOSE.**

**IF YOU DON'T DIAGNOSE,  
YOU CAN'T INTERVENE.**

**CHILDHOOD LEAD POISONING IS  
100% PREVENTABLE**

**IF YOU DON'T TEST,  
YOU DON'T DIAGNOSE.**

**IF YOU DON'T DIAGNOSE,  
YOU CAN'T INTERVENE.**

Contact your local public health agency or the Iowa Department of Public Health for more information on childhood lead poisoning:

**800-972-2026**

Contact your local public health agency or the Iowa Department of Public Health for more information on childhood lead poisoning:

**800-972-2026**



# 2020 TAYLOR COUNTY IOWA LEAD REPORT CARD

# 2020 TAYLOR COUNTY IOWA LEAD REPORT CARD

OF ALL TAYLOR COUNTY CHILDREN 0 TO 6 YEARS OLD ONLY

## 28.09%

WERE TESTED FOR LEAD

OF ALL TAYLOR COUNTY CHILDREN 0 TO 6 YEARS OLD ONLY

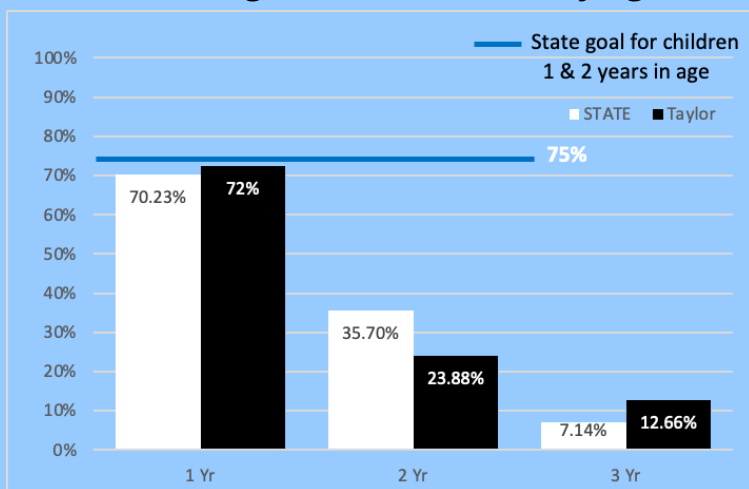
## 28.09%

WERE TESTED FOR LEAD

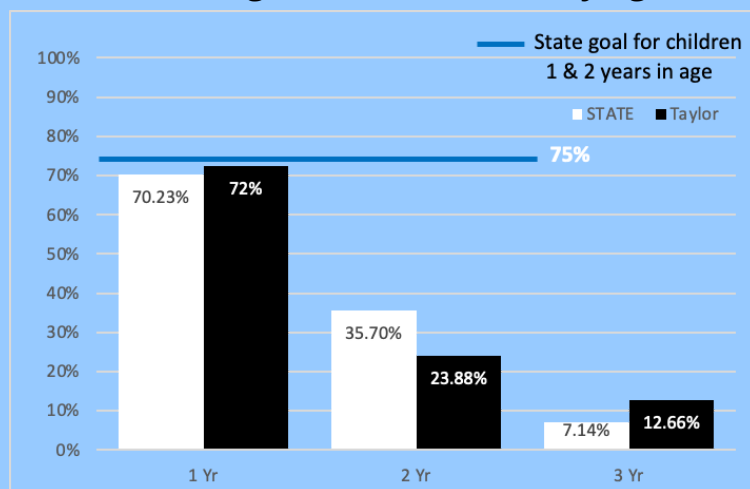
ALL CHILDREN SHOULD BE TESTED AT 1 AND 2 YEARS OF AGE

ALL CHILDREN SHOULD BE TESTED AT 1 AND 2 YEARS OF AGE

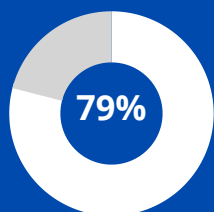
State vs County - Percent of Children Receiving a Blood Lead Test By Age



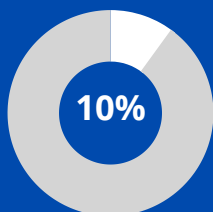
State vs County - Percent of Children Receiving a Blood Lead Test By Age



## RISK FACTORS

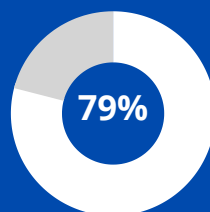


Pre-1979 Housing

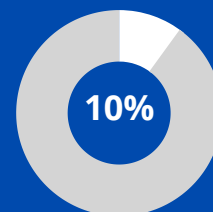


Population Below Poverty Level

## RISK FACTORS



Pre-1979 Housing




Population Below Poverty Level

References:  
Iowa Department of Public Health. (2020). Iowa Public Health Tracking Portal. Retrieved from <https://tracking.idph.iowa.gov/>  
State Library of Iowa. (2020). American Community Survey: Poverty status in the past 12 months.  
State Library of Iowa. (2020). American Community Survey: Year structure built.

References:  
Iowa Department of Public Health. (2020). Iowa Public Health Tracking Portal. Retrieved from <https://tracking.idph.iowa.gov/>  
State Library of Iowa. (2020). American Community Survey: Poverty status in the past 12 months.  
State Library of Iowa. (2020). American Community Survey: Year structure built.


1148 children under the age of 6 had a confirmed elevated blood lead level above 3.5 µg/dL in Iowa in 2020



That is enough to fill 15 school buses

Iowa Public Health Tracking Portal. (2020). Children Tested. Retrieved from <https://tracking.idph.iowa.gov/Health/Lead-Poisoning/Annual-Blood-Lead-Testing-Children-Under-6/Children-Tested>

1148 children under the age of 6 had a confirmed elevated blood lead level above 3.5 µg/dL in Iowa in 2020



That is enough to fill 15 school buses

Iowa Public Health Tracking Portal. (2020). Children Tested. Retrieved from <https://tracking.idph.iowa.gov/Health/Lead-Poisoning/Annual-Blood-Lead-Testing-Children-Under-6/Children-Tested>

## HEALTH IMPACTS



Damage to brain & nervous system



Slowed growth & development



Hearing & speech problems



Learning & behavior problems

## HEALTH IMPACTS



Damage to brain & nervous system



Slowed growth & development



Hearing & speech problems



Learning & behavior problems

**CHILDHOOD LEAD POISONING IS  
100% PREVENTABLE**

**IF YOU DON'T TEST,  
YOU DON'T DIAGNOSE.**

**IF YOU DON'T DIAGNOSE,  
YOU CAN'T INTERVENE.**

**CHILDHOOD LEAD POISONING IS  
100% PREVENTABLE**

**IF YOU DON'T TEST,  
YOU DON'T DIAGNOSE.**

**IF YOU DON'T DIAGNOSE,  
YOU CAN'T INTERVENE.**

Contact your local public health agency or the Iowa Department of Public Health for more information on childhood lead poisoning:

**800-972-2026**

Contact your local public health agency or the Iowa Department of Public Health for more information on childhood lead poisoning:

**800-972-2026**

# 2020 UNION COUNTY IOWA LEAD REPORT CARD

# 2020 UNION COUNTY IOWA LEAD REPORT CARD

OF ALL UNION COUNTY CHILDREN  
0 TO 6 YEARS OLD ONLY

# 17.45%

WERE TESTED FOR LEAD

OF ALL UNION COUNTY CHILDREN  
0 TO 6 YEARS OLD ONLY

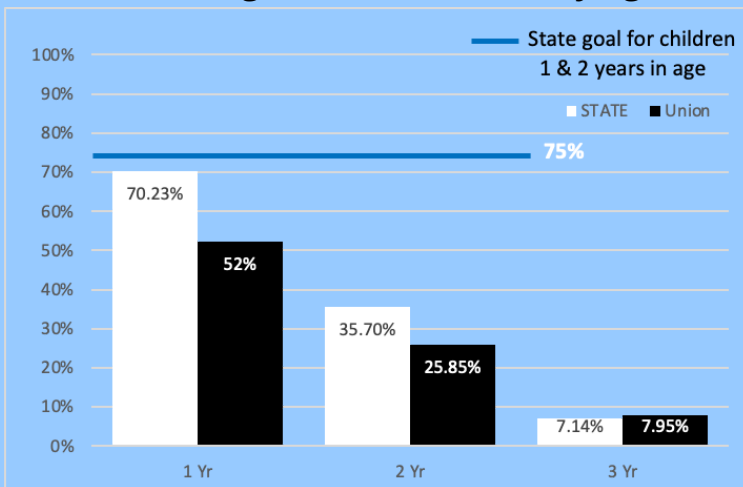
# 17.45%

WERE TESTED FOR LEAD

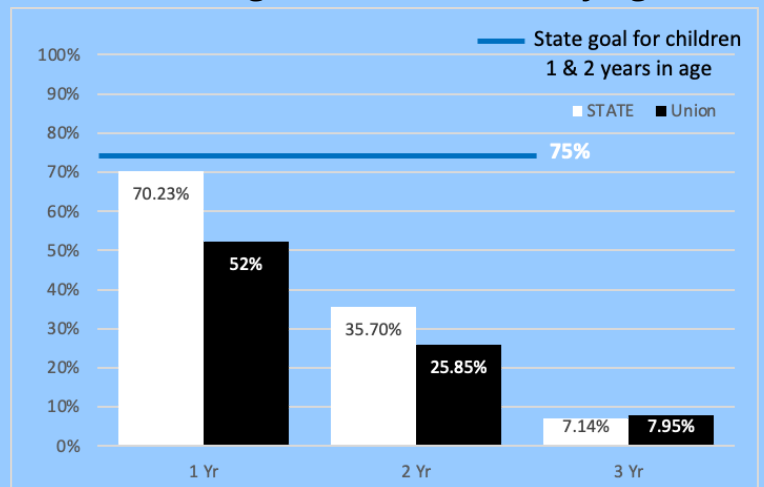
ALL CHILDREN SHOULD BE TESTED  
AT 1 AND 2 YEARS OF AGE

ALL CHILDREN SHOULD BE TESTED  
AT 1 AND 2 YEARS OF AGE

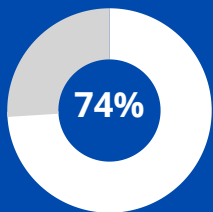
State vs County - Percent of Children  
Receiving a Blood Lead Test By Age



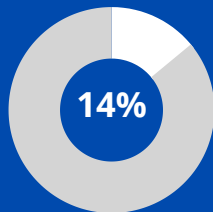
State vs County - Percent of Children  
Receiving a Blood Lead Test By Age



## RISK FACTORS

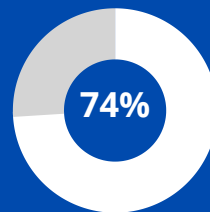


Pre-1979 Housing

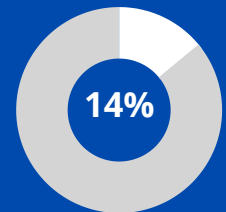


Population Below  
Poverty Level

## RISK FACTORS



Pre-1979 Housing




Population Below  
Poverty Level

References:  
Iowa Department of Public Health. (2020). Iowa Public Health Tracking Portal. Retrieved from <https://tracking.idph.iowa.gov/>  
State Library of Iowa. (2020). American Community Survey: Poverty status in the past 12 months.  
State Library of Iowa. (2020). American Community Survey: Year structure built.

References:  
Iowa Department of Public Health. (2020). Iowa Public Health Tracking Portal. Retrieved from <https://tracking.idph.iowa.gov/>  
State Library of Iowa. (2020). American Community Survey: Poverty status in the past 12 months.  
State Library of Iowa. (2020). American Community Survey: Year structure built.


1148 children under the age of 6 had a confirmed elevated blood lead level above 3.5 µg/dL in Iowa in 2020



That is enough to fill 15 school buses

Iowa Public Health Tracking Portal. (2020). Children Tested. Retrieved from <https://tracking.idph.iowa.gov/Health/Lead-Poisoning/Annual-Blood-Lead-Testing-Children-Under-6/Children-Tested>

1148 children under the age of 6 had a confirmed elevated blood lead level above 3.5 µg/dL in Iowa in 2020



That is enough to fill 15 school buses

Iowa Public Health Tracking Portal. (2020). Children Tested. Retrieved from <https://tracking.idph.iowa.gov/Health/Lead-Poisoning/Annual-Blood-Lead-Testing-Children-Under-6/Children-Tested>

## HEALTH IMPACTS



Damage to brain & nervous system



Slowed growth & development



Hearing & speech problems



Learning & behavior problems

## HEALTH IMPACTS



Damage to brain & nervous system



Slowed growth & development



Hearing & speech problems



Learning & behavior problems

**CHILDHOOD LEAD POISONING IS  
100% PREVENTABLE**

**IF YOU DON'T TEST,  
YOU DON'T DIAGNOSE.**

**IF YOU DON'T DIAGNOSE,  
YOU CAN'T INTERVENE.**

**CHILDHOOD LEAD POISONING IS  
100% PREVENTABLE**

**IF YOU DON'T TEST,  
YOU DON'T DIAGNOSE.**

**IF YOU DON'T DIAGNOSE,  
YOU CAN'T INTERVENE.**

Contact your local public health agency or the Iowa Department of Public Health for more information on childhood lead poisoning:

**800-972-2026**

Contact your local public health agency or the Iowa Department of Public Health for more information on childhood lead poisoning:

**800-972-2026**

# 2020 VAN BUREN COUNTY IOWA LEAD REPORT CARD

# 2020 VAN BUREN COUNTY IOWA LEAD REPORT CARD

OF ALL VAN BUREN COUNTY CHILDREN 0 TO 6 YEARS OLD ONLY

## 23.24%

WERE TESTED FOR LEAD

ALL CHILDREN SHOULD BE TESTED AT 1 AND 2 YEARS OF AGE

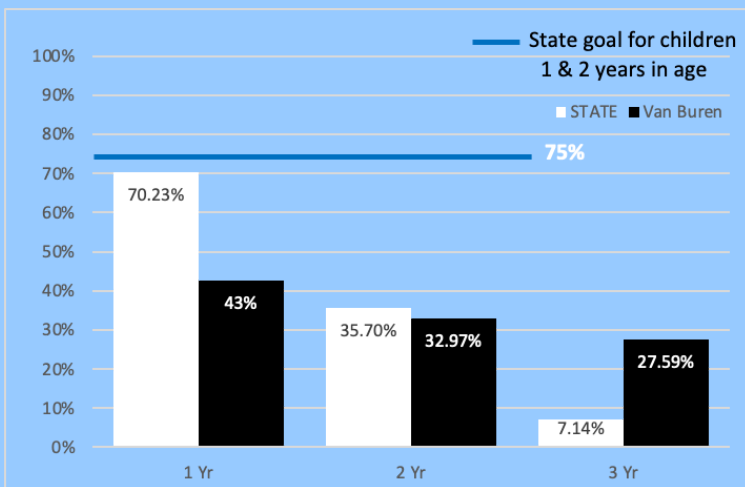
OF ALL VAN BUREN COUNTY CHILDREN 0 TO 6 YEARS OLD ONLY

## 23.24%

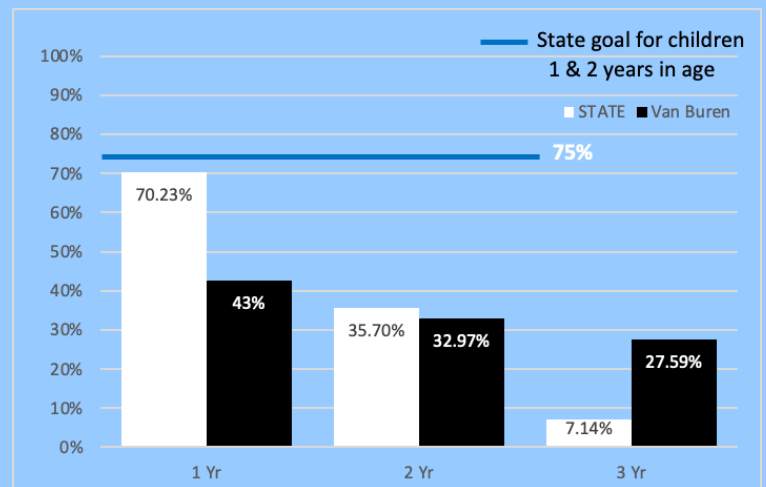
WERE TESTED FOR LEAD

ALL CHILDREN SHOULD BE TESTED AT 1 AND 2 YEARS OF AGE

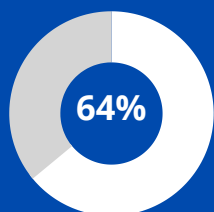
State vs County - Percent of Children Receiving a Blood Lead Test By Age



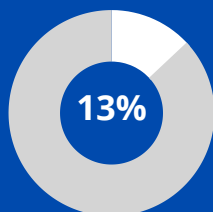
State vs County - Percent of Children Receiving a Blood Lead Test By Age



## RISK FACTORS

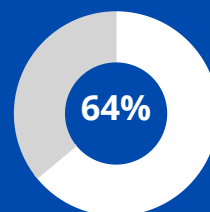


Pre-1979 Housing

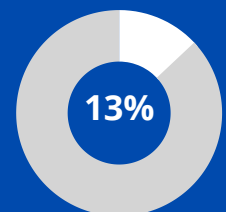


Population Below Poverty Level

## RISK FACTORS



Pre-1979 Housing




Population Below Poverty Level

References:  
Iowa Department of Public Health. (2020). Iowa Public Health Tracking Portal. Retrieved from <https://tracking.idph.iowa.gov/>  
State Library of Iowa. (2020). American Community Survey: Poverty status in the past 12 months.  
State Library of Iowa. (2020). American Community Survey: Year structure built.

References:  
Iowa Department of Public Health. (2020). Iowa Public Health Tracking Portal. Retrieved from <https://tracking.idph.iowa.gov/>  
State Library of Iowa. (2020). American Community Survey: Poverty status in the past 12 months.  
State Library of Iowa. (2020). American Community Survey: Year structure built.


1148 children under the age of 6 had a confirmed elevated blood lead level above 3.5 µg/dL in Iowa in 2020



That is enough to fill 15 school buses

Iowa Public Health Tracking Portal. (2020). Children Tested. Retrieved from <https://tracking.idph.iowa.gov/Health/Lead-Poisoning/Annual-Blood-Lead-Testing-Children-Under-6/Children-Tested>

1148 children under the age of 6 had a confirmed elevated blood lead level above 3.5 µg/dL in Iowa in 2020



That is enough to fill 15 school buses

Iowa Public Health Tracking Portal. (2020). Children Tested. Retrieved from <https://tracking.idph.iowa.gov/Health/Lead-Poisoning/Annual-Blood-Lead-Testing-Children-Under-6/Children-Tested>

## HEALTH IMPACTS



Damage to brain & nervous system



Slowed growth & development



Hearing & speech problems



Learning & behavior problems

## HEALTH IMPACTS



Damage to brain & nervous system



Slowed growth & development



Hearing & speech problems



Learning & behavior problems

**CHILDHOOD LEAD POISONING IS  
100% PREVENTABLE**

**IF YOU DON'T TEST,  
YOU DON'T DIAGNOSE.**

**IF YOU DON'T DIAGNOSE,  
YOU CAN'T INTERVENE.**

**CHILDHOOD LEAD POISONING IS  
100% PREVENTABLE**

**IF YOU DON'T TEST,  
YOU DON'T DIAGNOSE.**

**IF YOU DON'T DIAGNOSE,  
YOU CAN'T INTERVENE.**

Contact your local public health agency or the Iowa Department of Public Health for more information on childhood lead poisoning:

**800-972-2026**

Contact your local public health agency or the Iowa Department of Public Health for more information on childhood lead poisoning:

**800-972-2026**

# 2020 WAPELLO COUNTY IOWA LEAD REPORT CARD

# 2020 WAPELLO COUNTY IOWA LEAD REPORT CARD

OF ALL WAPELLO COUNTY CHILDREN 0 TO 6 YEARS OLD ONLY

# 38.65%

WERE TESTED FOR LEAD

OF ALL WAPELLO COUNTY CHILDREN 0 TO 6 YEARS OLD ONLY

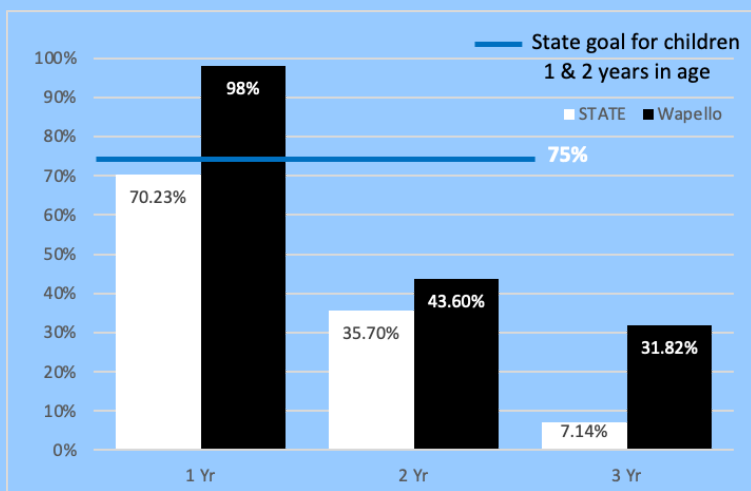
# 38.65%

WERE TESTED FOR LEAD

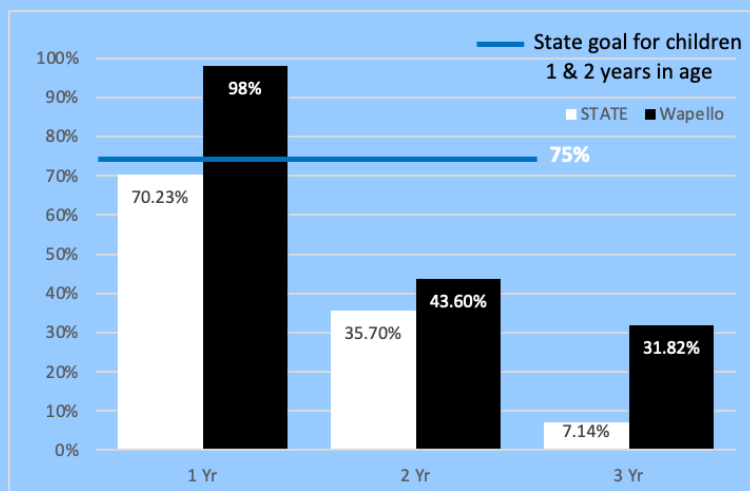
ALL CHILDREN SHOULD BE TESTED AT 1 AND 2 YEARS OF AGE

ALL CHILDREN SHOULD BE TESTED AT 1 AND 2 YEARS OF AGE

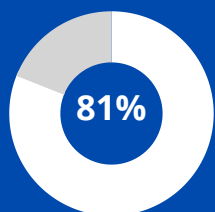
State vs County - Percent of Children Receiving a Blood Lead Test By Age



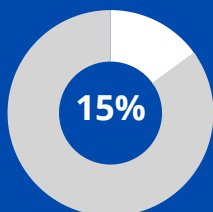
State vs County - Percent of Children Receiving a Blood Lead Test By Age



## RISK FACTORS

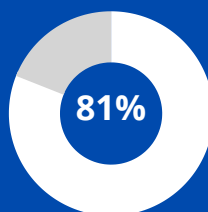


Pre-1979 Housing

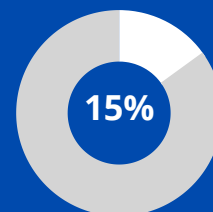


Population Below Poverty Level

## RISK FACTORS



Pre-1979 Housing




Population Below Poverty Level

References:  
Iowa Department of Public Health. (2020). Iowa Public Health Tracking Portal. Retrieved from <https://tracking.idph.iowa.gov/>  
State Library of Iowa. (2020). American Community Survey: Poverty status in the past 12 months.  
State Library of Iowa. (2020). American Community Survey: Year structure built.

References:  
Iowa Department of Public Health. (2020). Iowa Public Health Tracking Portal. Retrieved from <https://tracking.idph.iowa.gov/>  
State Library of Iowa. (2020). American Community Survey: Poverty status in the past 12 months.  
State Library of Iowa. (2020). American Community Survey: Year structure built.

1148 children under the age of 6 had a confirmed elevated blood lead level above 3.5 µg/dL in Iowa in 2020



That is enough to fill 15 school buses

Iowa Public Health Tracking Portal. (2020). Children Tested. Retrieved from <https://tracking.idph.iowa.gov/Health/Lead-Poisoning/Annual-Blood-Lead-Testing-Children-Under-6/Children-Tested>

1148 children under the age of 6 had a confirmed elevated blood lead level above 3.5 µg/dL in Iowa in 2020



That is enough to fill 15 school buses

Iowa Public Health Tracking Portal. (2020). Children Tested. Retrieved from <https://tracking.idph.iowa.gov/Health/Lead-Poisoning/Annual-Blood-Lead-Testing-Children-Under-6/Children-Tested>

## HEALTH IMPACTS



Damage to brain & nervous system



Slowed growth & development



Hearing & speech problems



Learning & behavior problems



Damage to brain & nervous system



Slowed growth & development



Hearing & speech problems



Learning & behavior problems

**CHILDHOOD LEAD POISONING IS  
100% PREVENTABLE**

**IF YOU DON'T TEST,  
YOU DON'T DIAGNOSE.**

**IF YOU DON'T DIAGNOSE,  
YOU CAN'T INTERVENE.**

Contact your local public health agency or the Iowa Department of Public Health for more information on childhood lead poisoning:

**800-972-2026**

**CHILDHOOD LEAD POISONING IS  
100% PREVENTABLE**

**IF YOU DON'T TEST,  
YOU DON'T DIAGNOSE.**

**IF YOU DON'T DIAGNOSE,  
YOU CAN'T INTERVENE.**

Contact your local public health agency or the Iowa Department of Public Health for more information on childhood lead poisoning:

**800-972-2026**



# 2020 WARREN COUNTY IOWA LEAD REPORT CARD

# 2020 WARREN COUNTY IOWA LEAD REPORT CARD

OF ALL WARREN COUNTY CHILDREN 0 TO 6 YEARS OLD ONLY

## 22.70%

WERE TESTED FOR LEAD

OF ALL WARREN COUNTY CHILDREN 0 TO 6 YEARS OLD ONLY

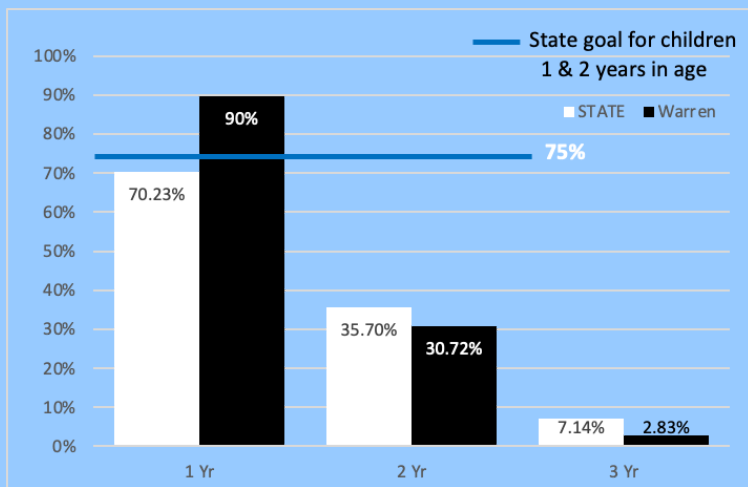
## 22.70%

WERE TESTED FOR LEAD

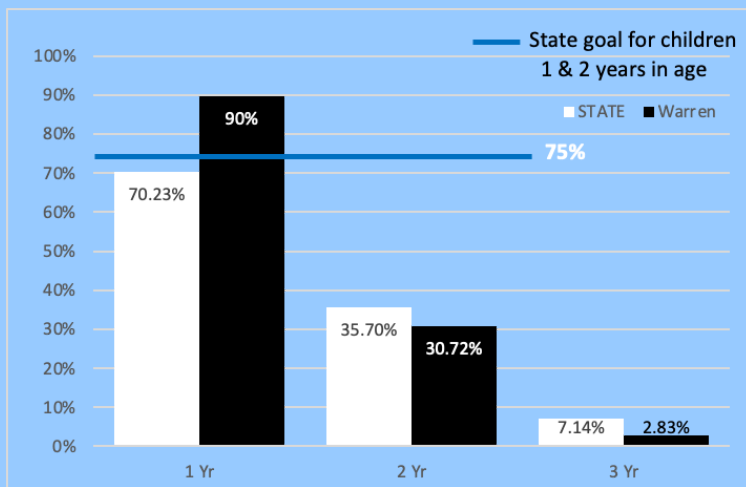
ALL CHILDREN SHOULD BE TESTED AT 1 AND 2 YEARS OF AGE

ALL CHILDREN SHOULD BE TESTED AT 1 AND 2 YEARS OF AGE

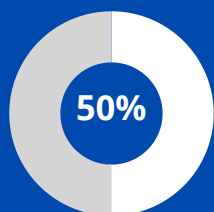
State vs County - Percent of Children Receiving a Blood Lead Test By Age



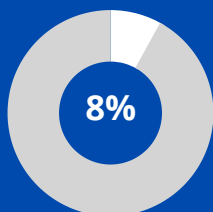
State vs County - Percent of Children Receiving a Blood Lead Test By Age



## RISK FACTORS

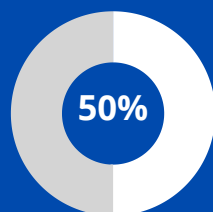


Pre-1979 Housing

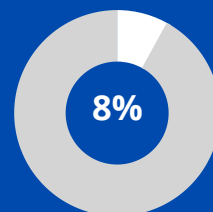


Population Below Poverty Level

## RISK FACTORS



Pre-1979 Housing




Population Below Poverty Level

References:  
Iowa Department of Public Health. (2020). Iowa Public Health Tracking Portal. Retrieved from <https://tracking.idph.iowa.gov/>  
State Library of Iowa. (2020). American Community Survey: Poverty status in the past 12 months.  
State Library of Iowa. (2020). American Community Survey: Year structure built.

References:  
Iowa Department of Public Health. (2020). Iowa Public Health Tracking Portal. Retrieved from <https://tracking.idph.iowa.gov/>  
State Library of Iowa. (2020). American Community Survey: Poverty status in the past 12 months.  
State Library of Iowa. (2020). American Community Survey: Year structure built.


1148 children under the age of 6 had a confirmed elevated blood lead level above 3.5 µg/dL in Iowa in 2020



That is enough to fill 15 school buses

Iowa Public Health Tracking Portal. (2020). Children Tested. Retrieved from <https://tracking.idph.iowa.gov/Health/Lead-Poisoning/Annual-Blood-Lead-Testing-Children-Under-6/Children-Tested>

1148 children under the age of 6 had a confirmed elevated blood lead level above 3.5 µg/dL in Iowa in 2020



That is enough to fill 15 school buses

Iowa Public Health Tracking Portal. (2020). Children Tested. Retrieved from <https://tracking.idph.iowa.gov/Health/Lead-Poisoning/Annual-Blood-Lead-Testing-Children-Under-6/Children-Tested>

## HEALTH IMPACTS



Damage to brain & nervous system



Slowed growth & development



Hearing & speech problems



Learning & behavior problems

## HEALTH IMPACTS



Damage to brain & nervous system



Slowed growth & development



Hearing & speech problems



Learning & behavior problems

**CHILDHOOD LEAD POISONING IS  
100% PREVENTABLE**

**IF YOU DON'T TEST,  
YOU DON'T DIAGNOSE.**

**IF YOU DON'T DIAGNOSE,  
YOU CAN'T INTERVENE.**

**CHILDHOOD LEAD POISONING IS  
100% PREVENTABLE**

**IF YOU DON'T TEST,  
YOU DON'T DIAGNOSE.**

**IF YOU DON'T DIAGNOSE,  
YOU CAN'T INTERVENE.**

Contact your local public health agency or the Iowa Department of Public Health for more information on childhood lead poisoning:

**800-972-2026**

Contact your local public health agency or the Iowa Department of Public Health for more information on childhood lead poisoning:

**800-972-2026**

# 2020 WASHINGTON COUNTY IOWA LEAD REPORT CARD

# 2020 WASHINGTON COUNTY IOWA LEAD REPORT CARD

OF ALL WASHINGTON COUNTY CHILDREN  
0 TO 6 YEARS OLD ONLY

## 18.71%

WERE TESTED FOR LEAD

OF ALL WASHINGTON COUNTY CHILDREN  
0 TO 6 YEARS OLD ONLY

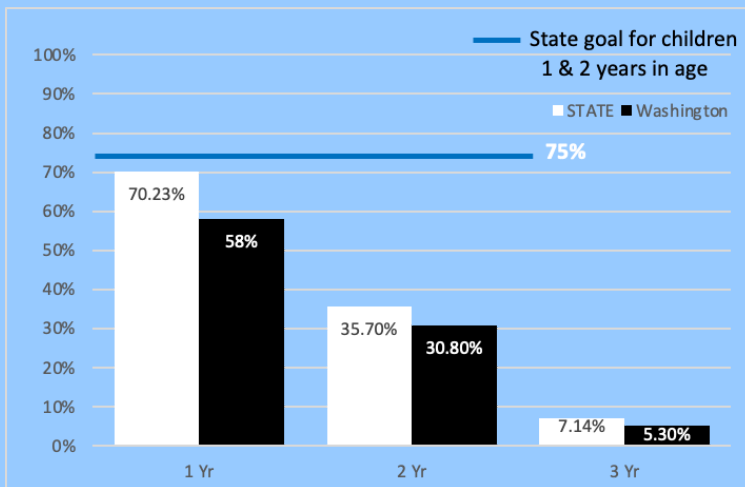
## 18.71%

WERE TESTED FOR LEAD

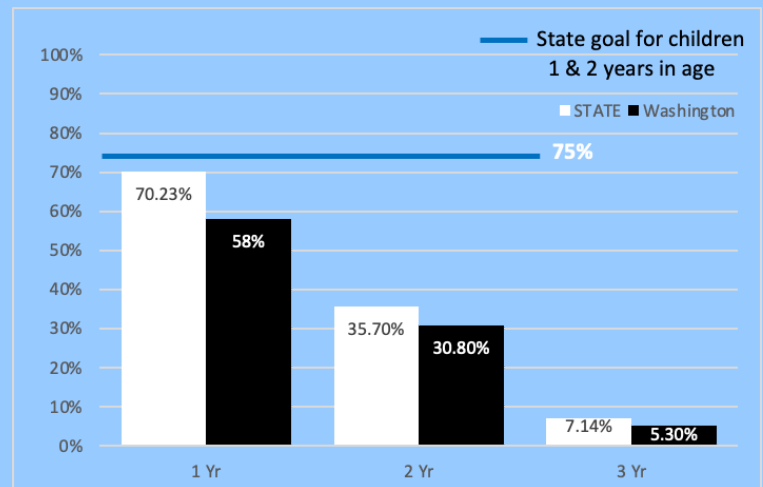
ALL CHILDREN SHOULD BE TESTED  
AT 1 AND 2 YEARS OF AGE

ALL CHILDREN SHOULD BE TESTED  
AT 1 AND 2 YEARS OF AGE

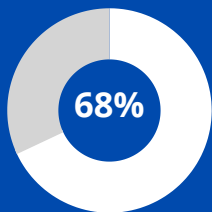
State vs County - Percent of Children  
Receiving a Blood Lead Test By Age



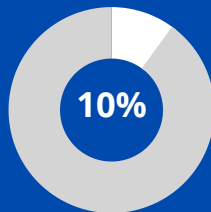
State vs County - Percent of Children  
Receiving a Blood Lead Test By Age



## RISK FACTORS

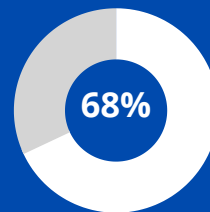


Pre-1979 Housing

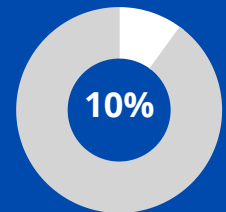


Population Below  
Poverty Level

## RISK FACTORS



Pre-1979 Housing




Population Below  
Poverty Level

References:  
Iowa Department of Public Health. (2020). Iowa Public Health Tracking Portal. Retrieved from <https://tracking.idph.iowa.gov/>  
State Library of Iowa. (2020). American Community Survey: Poverty status in the past 12 months.  
State Library of Iowa. (2020). American Community Survey: Year structure built.

References:  
Iowa Department of Public Health. (2020). Iowa Public Health Tracking Portal. Retrieved from <https://tracking.idph.iowa.gov/>  
State Library of Iowa. (2020). American Community Survey: Poverty status in the past 12 months.  
State Library of Iowa. (2020). American Community Survey: Year structure built.


1148 children under the age of 6 had a confirmed elevated blood lead level above 3.5 µg/dL in Iowa in 2020



That is enough to fill 15 school buses

Iowa Public Health Tracking Portal. (2020). Children Tested. Retrieved from <https://tracking.idph.iowa.gov/Health/Lead-Poisoning/Annual-Blood-Lead-Testing-Children-Under-6/Children-Tested>

1148 children under the age of 6 had a confirmed elevated blood lead level above 3.5 µg/dL in Iowa in 2020



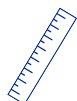
That is enough to fill 15 school buses

Iowa Public Health Tracking Portal. (2020). Children Tested. Retrieved from <https://tracking.idph.iowa.gov/Health/Lead-Poisoning/Annual-Blood-Lead-Testing-Children-Under-6/Children-Tested>

## HEALTH IMPACTS



Damage to brain & nervous system



Slowed growth & development



Hearing & speech problems



Learning & behavior problems



Damage to brain & nervous system



Slowed growth & development



Hearing & speech problems



Learning & behavior problems

**CHILDHOOD LEAD POISONING IS  
100% PREVENTABLE**

**IF YOU DON'T TEST,  
YOU DON'T DIAGNOSE.**

**IF YOU DON'T DIAGNOSE,  
YOU CAN'T INTERVENE.**

**CHILDHOOD LEAD POISONING IS  
100% PREVENTABLE**

**IF YOU DON'T TEST,  
YOU DON'T DIAGNOSE.**

**IF YOU DON'T DIAGNOSE,  
YOU CAN'T INTERVENE.**

Contact your local public health agency or the Iowa Department of Public Health for more information on childhood lead poisoning:

**800-972-2026**

Contact your local public health agency or the Iowa Department of Public Health for more information on childhood lead poisoning:

**800-972-2026**

# 2020 WAYNE COUNTY IOWA LEAD REPORT CARD

# 2020 WAYNE COUNTY IOWA LEAD REPORT CARD

OF ALL WAYNE COUNTY CHILDREN 0 TO 6 YEARS OLD ONLY

## 9.60%

WERE TESTED FOR LEAD

OF ALL WAYNE COUNTY CHILDREN 0 TO 6 YEARS OLD ONLY

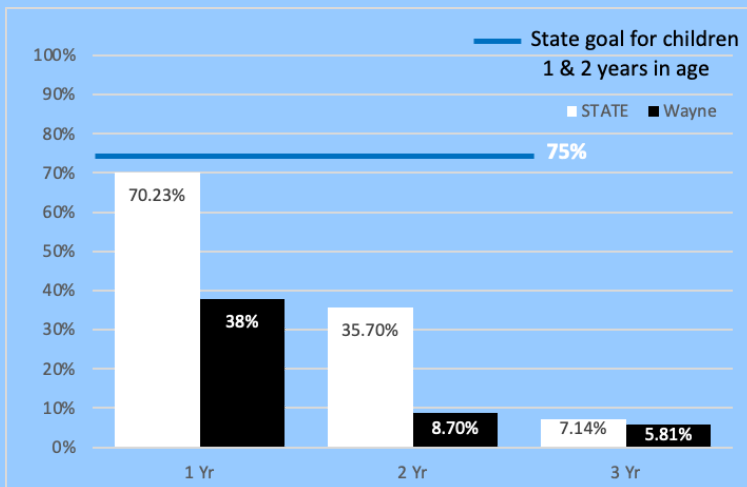
## 9.60%

WERE TESTED FOR LEAD

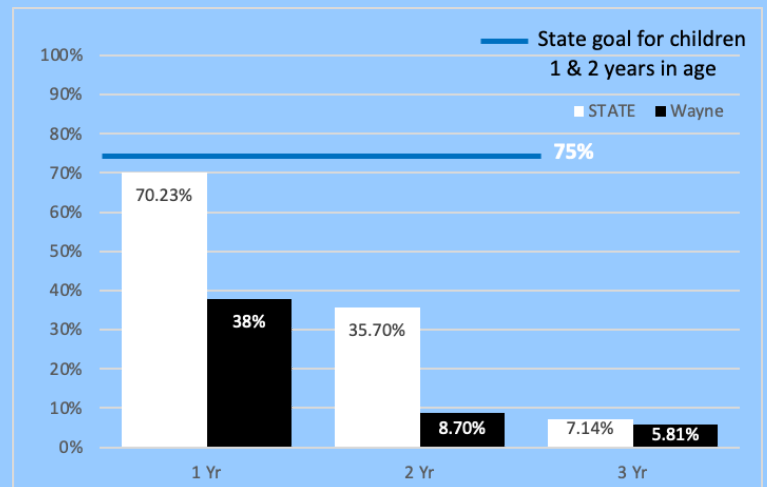
ALL CHILDREN SHOULD BE TESTED AT 1 AND 2 YEARS OF AGE

ALL CHILDREN SHOULD BE TESTED AT 1 AND 2 YEARS OF AGE

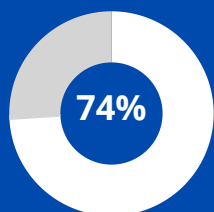
State vs County - Percent of Children Receiving a Blood Lead Test By Age



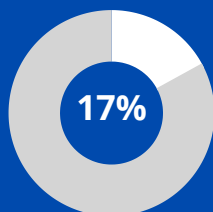
State vs County - Percent of Children Receiving a Blood Lead Test By Age



## RISK FACTORS

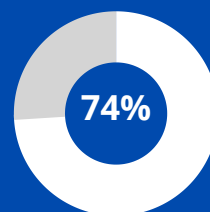


Pre-1979 Housing

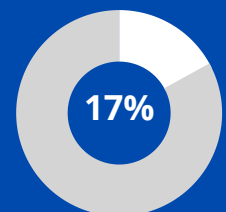


Population Below Poverty Level

## RISK FACTORS



Pre-1979 Housing




Population Below Poverty Level

References:  
Iowa Department of Public Health. (2020). Iowa Public Health Tracking Portal. Retrieved from <https://tracking.idph.iowa.gov/>  
State Library of Iowa. (2020). American Community Survey: Poverty status in the past 12 months.  
State Library of Iowa. (2020). American Community Survey: Year structure built.

References:  
Iowa Department of Public Health. (2020). Iowa Public Health Tracking Portal. Retrieved from <https://tracking.idph.iowa.gov/>  
State Library of Iowa. (2020). American Community Survey: Poverty status in the past 12 months.  
State Library of Iowa. (2020). American Community Survey: Year structure built.


1148 children under the age of 6 had a confirmed elevated blood lead level above 3.5 µg/dL in Iowa in 2020



That is enough to fill 15 school buses

Iowa Public Health Tracking Portal. (2020). Children Tested. Retrieved from <https://tracking.idph.iowa.gov/Health/Lead-Poisoning/Annual-Blood-Lead-Testing-Children-Under-6/Children-Tested>

1148 children under the age of 6 had a confirmed elevated blood lead level above 3.5 µg/dL in Iowa in 2020



That is enough to fill 15 school buses

Iowa Public Health Tracking Portal. (2020). Children Tested. Retrieved from <https://tracking.idph.iowa.gov/Health/Lead-Poisoning/Annual-Blood-Lead-Testing-Children-Under-6/Children-Tested>

## HEALTH IMPACTS



Damage to brain & nervous system



Slowed growth & development



Hearing & speech problems



Learning & behavior problems

## HEALTH IMPACTS



Damage to brain & nervous system



Slowed growth & development



Hearing & speech problems



Learning & behavior problems

**CHILDHOOD LEAD POISONING IS  
100% PREVENTABLE**

**IF YOU DON'T TEST,  
YOU DON'T DIAGNOSE.**

**IF YOU DON'T DIAGNOSE,  
YOU CAN'T INTERVENE.**

**CHILDHOOD LEAD POISONING IS  
100% PREVENTABLE**

**IF YOU DON'T TEST,  
YOU DON'T DIAGNOSE.**

**IF YOU DON'T DIAGNOSE,  
YOU CAN'T INTERVENE.**

Contact your local public health agency or the Iowa Department of Public Health for more information on childhood lead poisoning:

**800-972-2026**

Contact your local public health agency or the Iowa Department of Public Health for more information on childhood lead poisoning:

**800-972-2026**

# 2020 WEBSTER COUNTY IOWA LEAD REPORT CARD

# 2020 WEBSTER COUNTY IOWA LEAD REPORT CARD

OF ALL WEBSTER COUNTY CHILDREN 0 TO 6 YEARS OLD ONLY

## 21.87%

WERE TESTED FOR LEAD

OF ALL WEBSTER COUNTY CHILDREN 0 TO 6 YEARS OLD ONLY

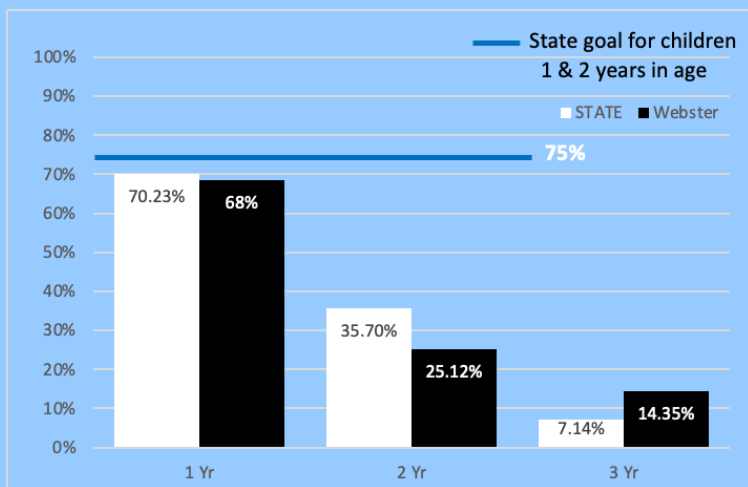
## 21.87%

WERE TESTED FOR LEAD

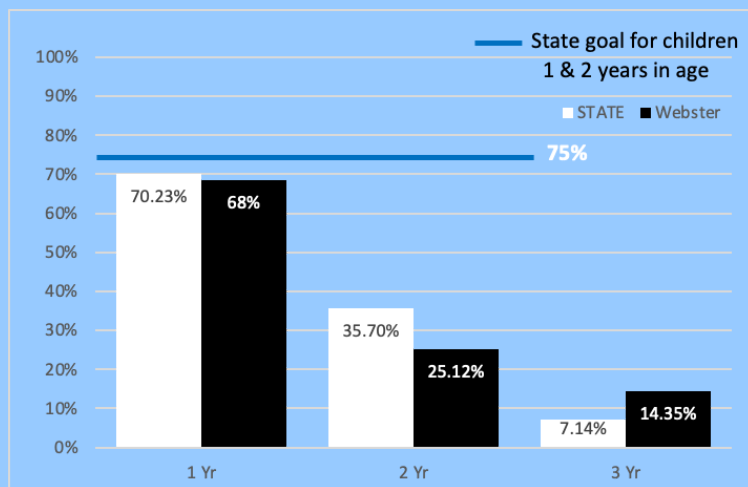
ALL CHILDREN SHOULD BE TESTED AT 1 AND 2 YEARS OF AGE

ALL CHILDREN SHOULD BE TESTED AT 1 AND 2 YEARS OF AGE

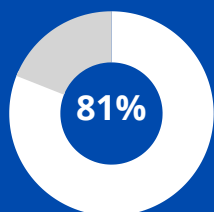
State vs County - Percent of Children Receiving a Blood Lead Test By Age



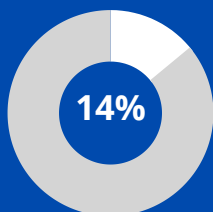
State vs County - Percent of Children Receiving a Blood Lead Test By Age



## RISK FACTORS

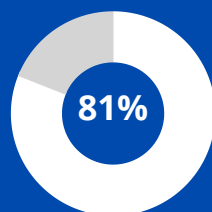


Pre-1979 Housing

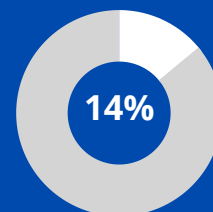


Population Below Poverty Level

## RISK FACTORS



Pre-1979 Housing



Population Below Poverty Level

References:  
Iowa Department of Public Health. (2020). Iowa Public Health Tracking Portal. Retrieved from <https://tracking.idph.iowa.gov/>  
State Library of Iowa. (2020). American Community Survey: Poverty status in the past 12 months.  
State Library of Iowa. (2020). American Community Survey: Year structure built.

References:  
Iowa Department of Public Health. (2020). Iowa Public Health Tracking Portal. Retrieved from <https://tracking.idph.iowa.gov/>  
State Library of Iowa. (2020). American Community Survey: Poverty status in the past 12 months.  
State Library of Iowa. (2020). American Community Survey: Year structure built.

1148 children under the age of 6 had a confirmed elevated blood lead level above 3.5 µg/dL in Iowa in 2020



That is enough to fill 15 school buses

Iowa Public Health Tracking Portal. (2020). Children Tested. Retrieved from <https://tracking.idph.iowa.gov/Health/Lead-Poisoning/Annual-Blood-Lead-Testing-Children-Under-6/Children-Tested>

1148 children under the age of 6 had a confirmed elevated blood lead level above 3.5 µg/dL in Iowa in 2020



That is enough to fill 15 school buses

Iowa Public Health Tracking Portal. (2020). Children Tested. Retrieved from <https://tracking.idph.iowa.gov/Health/Lead-Poisoning/Annual-Blood-Lead-Testing-Children-Under-6/Children-Tested>

## HEALTH IMPACTS



Damage to brain & nervous system



Slowed growth & development



Hearing & speech problems



Learning & behavior problems



Damage to brain & nervous system



Slowed growth & development



Hearing & speech problems



Learning & behavior problems

**CHILDHOOD LEAD POISONING IS  
100% PREVENTABLE**

**IF YOU DON'T TEST,  
YOU DON'T DIAGNOSE.**

**IF YOU DON'T DIAGNOSE,  
YOU CAN'T INTERVENE.**

Contact your local public health agency or the Iowa Department of Public Health for more information on childhood lead poisoning:

**800-972-2026**

**CHILDHOOD LEAD POISONING IS  
100% PREVENTABLE**

**IF YOU DON'T TEST,  
YOU DON'T DIAGNOSE.**

**IF YOU DON'T DIAGNOSE,  
YOU CAN'T INTERVENE.**

Contact your local public health agency or the Iowa Department of Public Health for more information on childhood lead poisoning:

**800-972-2026**



# 2020 WINNEBAGO COUNTY IOWA LEAD REPORT CARD

# 2020 WINNEBAGO COUNTY IOWA LEAD REPORT CARD

OF ALL WINNEBAGO COUNTY CHILDREN 0 TO 6 YEARS OLD ONLY

## 23.12%

WERE TESTED FOR LEAD

ALL CHILDREN SHOULD BE TESTED AT 1 AND 2 YEARS OF AGE

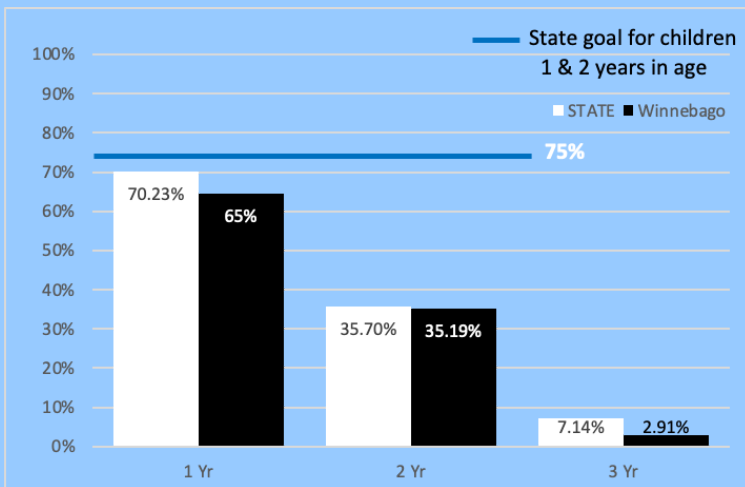
OF ALL WINNEBAGO COUNTY CHILDREN 0 TO 6 YEARS OLD ONLY

## 23.12%

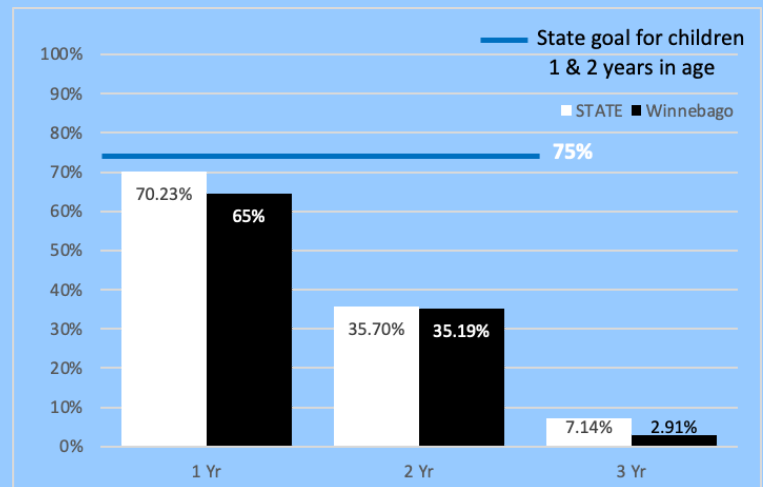
WERE TESTED FOR LEAD

ALL CHILDREN SHOULD BE TESTED AT 1 AND 2 YEARS OF AGE

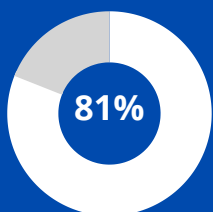
State vs County - Percent of Children Receiving a Blood Lead Test By Age



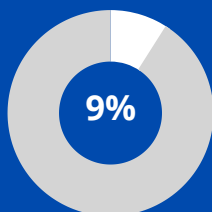
State vs County - Percent of Children Receiving a Blood Lead Test By Age



## RISK FACTORS

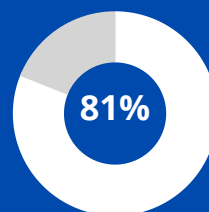


Pre-1979 Housing

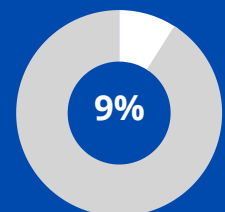


Population Below Poverty Level

## RISK FACTORS



Pre-1979 Housing




Population Below Poverty Level

References:  
Iowa Department of Public Health. (2020). Iowa Public Health Tracking Portal. Retrieved from <https://tracking.idph.iowa.gov/>  
State Library of Iowa. (2020). American Community Survey: Poverty status in the past 12 months.  
State Library of Iowa. (2020). American Community Survey: Year structure built.

References:  
Iowa Department of Public Health. (2020). Iowa Public Health Tracking Portal. Retrieved from <https://tracking.idph.iowa.gov/>  
State Library of Iowa. (2020). American Community Survey: Poverty status in the past 12 months.  
State Library of Iowa. (2020). American Community Survey: Year structure built.


1148 children under the age of 6 had a confirmed elevated blood lead level above 3.5 µg/dL in Iowa in 2020



That is enough to fill 15 school buses

Iowa Public Health Tracking Portal. (2020). Children Tested. Retrieved from <https://tracking.idph.iowa.gov/Health/Lead-Poisoning/Annual-Blood-Lead-Testing-Children-Under-6/Children-Tested>

1148 children under the age of 6 had a confirmed elevated blood lead level above 3.5 µg/dL in Iowa in 2020



That is enough to fill 15 school buses

Iowa Public Health Tracking Portal. (2020). Children Tested. Retrieved from <https://tracking.idph.iowa.gov/Health/Lead-Poisoning/Annual-Blood-Lead-Testing-Children-Under-6/Children-Tested>

## HEALTH IMPACTS



Damage to brain & nervous system



Slowed growth & development



Hearing & speech problems



Learning & behavior problems



Damage to brain & nervous system



Slowed growth & development



Hearing & speech problems



Learning & behavior problems

**CHILDHOOD LEAD POISONING IS  
100% PREVENTABLE**

**IF YOU DON'T TEST,  
YOU DON'T DIAGNOSE.**

**IF YOU DON'T DIAGNOSE,  
YOU CAN'T INTERVENE.**

Contact your local public health agency or the Iowa Department of Public Health for more information on childhood lead poisoning:

**800-972-2026**

**CHILDHOOD LEAD POISONING IS  
100% PREVENTABLE**

**IF YOU DON'T TEST,  
YOU DON'T DIAGNOSE.**

**IF YOU DON'T DIAGNOSE,  
YOU CAN'T INTERVENE.**

Contact your local public health agency or the Iowa Department of Public Health for more information on childhood lead poisoning:

**800-972-2026**

# 2020 WINNESHIEK COUNTY IOWA LEAD REPORT CARD

# 2020 WINNESHIEK COUNTY IOWA LEAD REPORT CARD

OF ALL WINNESHIEK COUNTY CHILDREN 0 TO 6 YEARS OLD ONLY

## 26.78%

WERE TESTED FOR LEAD

ALL CHILDREN SHOULD BE TESTED AT 1 AND 2 YEARS OF AGE

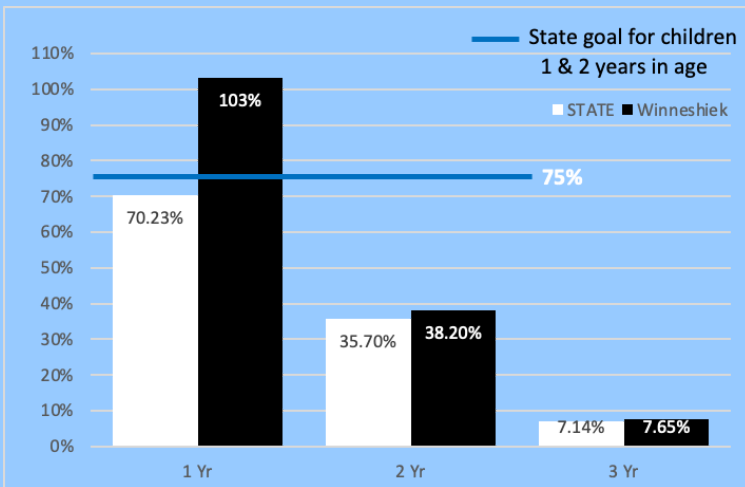
OF ALL WINNESHIEK COUNTY CHILDREN 0 TO 6 YEARS OLD ONLY

## 26.78%

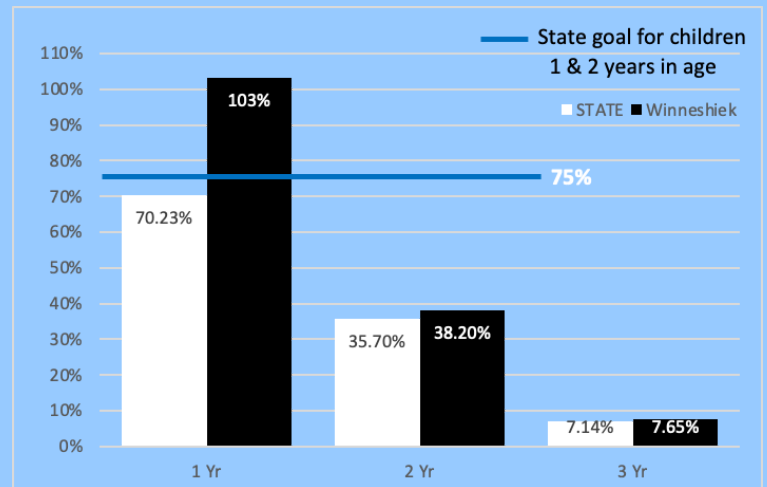
WERE TESTED FOR LEAD

ALL CHILDREN SHOULD BE TESTED AT 1 AND 2 YEARS OF AGE

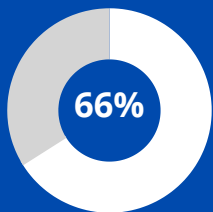
State vs County - Percent of Children Receiving a Blood Lead Test By Age



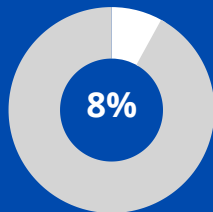
State vs County - Percent of Children Receiving a Blood Lead Test By Age



## RISK FACTORS

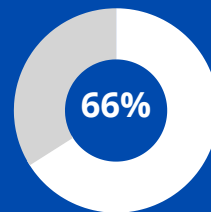


Pre-1979 Housing

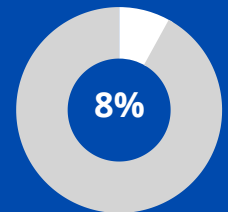


Population Below Poverty Level

## RISK FACTORS



Pre-1979 Housing



Population Below Poverty Level


References:  
Iowa Department of Public Health. (2020). Iowa Public Health Tracking Portal. Retrieved from <https://tracking.idph.iowa.gov/>  
State Library of Iowa. (2020). American Community Survey: Poverty status in the past 12 months.  
State Library of Iowa. (2020). American Community Survey: Year structure built.



References:  
Iowa Department of Public Health. (2020). Iowa Public Health Tracking Portal. Retrieved from <https://tracking.idph.iowa.gov/>  
State Library of Iowa. (2020). American Community Survey: Poverty status in the past 12 months.  
State Library of Iowa. (2020). American Community Survey: Year structure built.




1148 children under the age of 6 had a confirmed elevated blood lead level above 3.5 µg/dL in Iowa in 2020



That is enough to fill 15 school buses

Iowa Public Health Tracking Portal. (2020). Children Tested. Retrieved from <https://tracking.idph.iowa.gov/Health/Lead-Poisoning/Annual-Blood-Lead-Testing-Children-Under-6/Children-Tested>

1148 children under the age of 6 had a confirmed elevated blood lead level above 3.5 µg/dL in Iowa in 2020



That is enough to fill 15 school buses

Iowa Public Health Tracking Portal. (2020). Children Tested. Retrieved from <https://tracking.idph.iowa.gov/Health/Lead-Poisoning/Annual-Blood-Lead-Testing-Children-Under-6/Children-Tested>

## HEALTH IMPACTS



Damage to brain & nervous system



Slowed growth & development



Hearing & speech problems



Learning & behavior problems

## HEALTH IMPACTS



Damage to brain & nervous system



Slowed growth & development



Hearing & speech problems



Learning & behavior problems

**CHILDHOOD LEAD POISONING IS  
100% PREVENTABLE**

**IF YOU DON'T TEST,  
YOU DON'T DIAGNOSE.**

**IF YOU DON'T DIAGNOSE,  
YOU CAN'T INTERVENE.**

**CHILDHOOD LEAD POISONING IS  
100% PREVENTABLE**

**IF YOU DON'T TEST,  
YOU DON'T DIAGNOSE.**

**IF YOU DON'T DIAGNOSE,  
YOU CAN'T INTERVENE.**

Contact your local public health agency or the Iowa Department of Public Health for more information on childhood lead poisoning:

**800-972-2026**

Contact your local public health agency or the Iowa Department of Public Health for more information on childhood lead poisoning:

**800-972-2026**

# 2020 WOODBURY COUNTY IOWA LEAD REPORT CARD

# 2020 WOODBURY COUNTY IOWA LEAD REPORT CARD

OF ALL WOODBURY COUNTY CHILDREN 0 TO 6 YEARS OLD ONLY

## 20.40%

WERE TESTED FOR LEAD

ALL CHILDREN SHOULD BE TESTED AT 1 AND 2 YEARS OF AGE

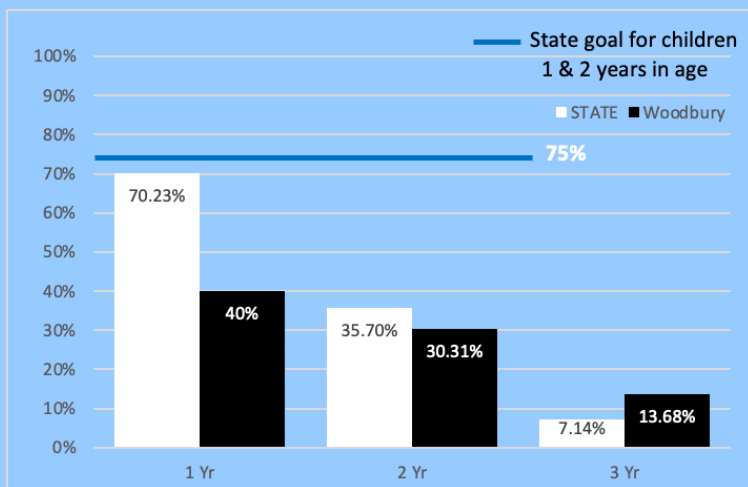
OF ALL WOODBURY COUNTY CHILDREN 0 TO 6 YEARS OLD ONLY

## 20.40%

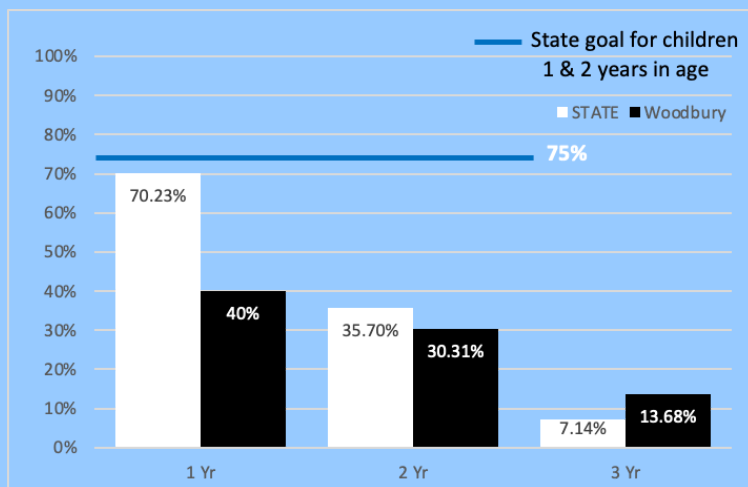
WERE TESTED FOR LEAD

ALL CHILDREN SHOULD BE TESTED AT 1 AND 2 YEARS OF AGE

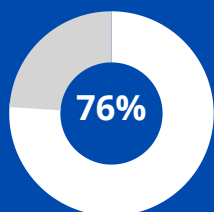
State vs County - Percent of Children Receiving a Blood Lead Test By Age



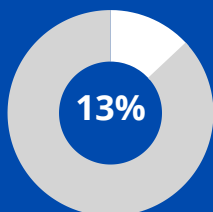
State vs County - Percent of Children Receiving a Blood Lead Test By Age



## RISK FACTORS

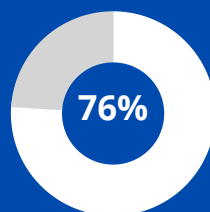


Pre-1979 Housing

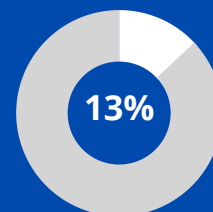


Population Below Poverty Level

## RISK FACTORS



Pre-1979 Housing




Population Below Poverty Level

References:  
Iowa Department of Public Health. (2020). Iowa Public Health Tracking Portal. Retrieved from <https://tracking.idph.iowa.gov/>  
State Library of Iowa. (2020). American Community Survey: Poverty status in the past 12 months.  
State Library of Iowa. (2020). American Community Survey: Year structure built.

References:  
Iowa Department of Public Health. (2020). Iowa Public Health Tracking Portal. Retrieved from <https://tracking.idph.iowa.gov/>  
State Library of Iowa. (2020). American Community Survey: Poverty status in the past 12 months.  
State Library of Iowa. (2020). American Community Survey: Year structure built.


1148 children under the age of 6 had a confirmed elevated blood lead level above 3.5 µg/dL in Iowa in 2020



That is enough to fill 15 school buses

Iowa Public Health Tracking Portal. (2020). Children Tested. Retrieved from <https://tracking.idph.iowa.gov/Health/Lead-Poisoning/Annual-Blood-Lead-Testing-Children-Under-6/Children-Tested>

1148 children under the age of 6 had a confirmed elevated blood lead level above 3.5 µg/dL in Iowa in 2020



That is enough to fill 15 school buses

Iowa Public Health Tracking Portal. (2020). Children Tested. Retrieved from <https://tracking.idph.iowa.gov/Health/Lead-Poisoning/Annual-Blood-Lead-Testing-Children-Under-6/Children-Tested>

## HEALTH IMPACTS



Damage to brain & nervous system



Slowed growth & development



Hearing & speech problems



Learning & behavior problems

## HEALTH IMPACTS



Damage to brain & nervous system



Slowed growth & development



Hearing & speech problems



Learning & behavior problems

**CHILDHOOD LEAD POISONING IS  
100% PREVENTABLE**

**IF YOU DON'T TEST,  
YOU DON'T DIAGNOSE.**

**IF YOU DON'T DIAGNOSE,  
YOU CAN'T INTERVENE.**

**CHILDHOOD LEAD POISONING IS  
100% PREVENTABLE**

**IF YOU DON'T TEST,  
YOU DON'T DIAGNOSE.**

**IF YOU DON'T DIAGNOSE,  
YOU CAN'T INTERVENE.**

Contact your local public health agency or the Iowa Department of Public Health for more information on childhood lead poisoning:

**800-972-2026**

Contact your local public health agency or the Iowa Department of Public Health for more information on childhood lead poisoning:

**800-972-2026**

# 2020 WORTH COUNTY IOWA LEAD REPORT CARD

# 2020 WORTH COUNTY IOWA LEAD REPORT CARD

OF ALL WORTH COUNTY CHILDREN 0 TO 6 YEARS OLD ONLY

## 26.69%

WERE TESTED FOR LEAD

OF ALL WORTH COUNTY CHILDREN 0 TO 6 YEARS OLD ONLY

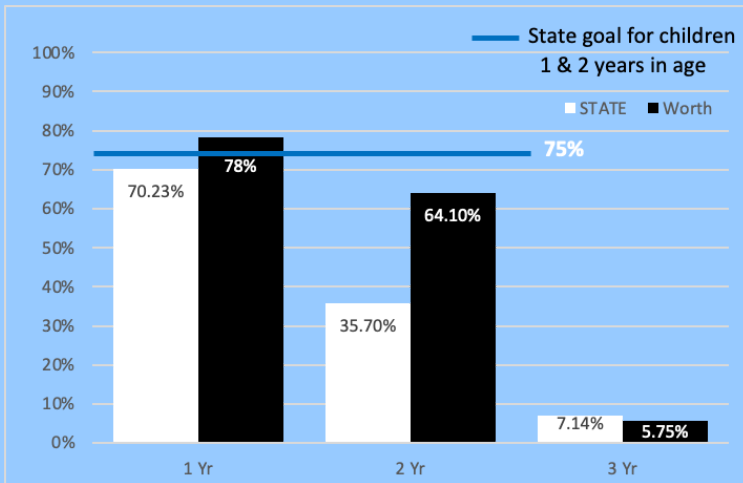
## 26.69%

WERE TESTED FOR LEAD

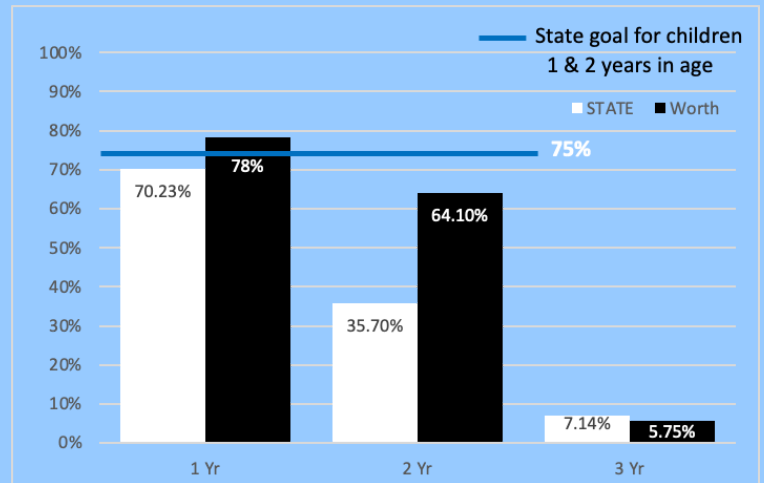
ALL CHILDREN SHOULD BE TESTED AT 1 AND 2 YEARS OF AGE

ALL CHILDREN SHOULD BE TESTED AT 1 AND 2 YEARS OF AGE

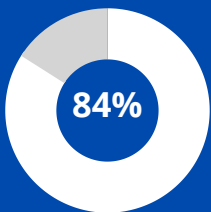
State vs County - Percent of Children Receiving a Blood Lead Test By Age



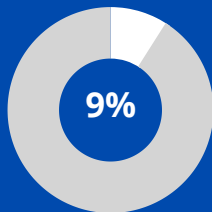
State vs County - Percent of Children Receiving a Blood Lead Test By Age



## RISK FACTORS

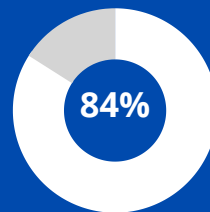


Pre-1979 Housing

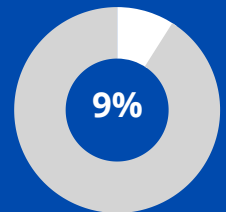


Population Below Poverty Level

## RISK FACTORS



Pre-1979 Housing



Population Below Poverty Level

References:  
Iowa Department of Public Health. (2020). Iowa Public Health Tracking Portal. Retrieved from <https://tracking.idph.iowa.gov/>  
State Library of Iowa. (2020). American Community Survey: Poverty status in the past 12 months.  
State Library of Iowa. (2020). American Community Survey: Year structure built.

References:  
Iowa Department of Public Health. (2020). Iowa Public Health Tracking Portal. Retrieved from <https://tracking.idph.iowa.gov/>  
State Library of Iowa. (2020). American Community Survey: Poverty status in the past 12 months.  
State Library of Iowa. (2020). American Community Survey: Year structure built.

1148 children under the age of 6 had a confirmed elevated blood lead level above 3.5 µg/dL in Iowa in 2020



That is enough to fill 15 school buses

Iowa Public Health Tracking Portal. (2020). Children Tested. Retrieved from <https://tracking.idph.iowa.gov/Health/Lead-Poisoning/Annual-Blood-Lead-Testing-Children-Under-6/Children-Tested>

1148 children under the age of 6 had a confirmed elevated blood lead level above 3.5 µg/dL in Iowa in 2020



That is enough to fill 15 school buses

Iowa Public Health Tracking Portal. (2020). Children Tested. Retrieved from <https://tracking.idph.iowa.gov/Health/Lead-Poisoning/Annual-Blood-Lead-Testing-Children-Under-6/Children-Tested>

## HEALTH IMPACTS



Damage to brain & nervous system



Slowed growth & development



Hearing & speech problems



Learning & behavior problems

## HEALTH IMPACTS



Damage to brain & nervous system



Slowed growth & development



Hearing & speech problems



Learning & behavior problems

**CHILDHOOD LEAD POISONING IS  
100% PREVENTABLE**

**IF YOU DON'T TEST,  
YOU DON'T DIAGNOSE.**

**IF YOU DON'T DIAGNOSE,  
YOU CAN'T INTERVENE.**

**CHILDHOOD LEAD POISONING IS  
100% PREVENTABLE**

**IF YOU DON'T TEST,  
YOU DON'T DIAGNOSE.**

**IF YOU DON'T DIAGNOSE,  
YOU CAN'T INTERVENE.**

Contact your local public health agency or the Iowa Department of Public Health for more information on childhood lead poisoning:

**800-972-2026**

Contact your local public health agency or the Iowa Department of Public Health for more information on childhood lead poisoning:

**800-972-2026**



# 2020 WRIGHT COUNTY IOWA LEAD REPORT CARD

# 2020 WRIGHT COUNTY IOWA LEAD REPORT CARD

OF ALL WRIGHT COUNTY CHILDREN 0 TO 6 YEARS OLD ONLY

## 22.20%

WERE TESTED FOR LEAD

OF ALL WRIGHT COUNTY CHILDREN 0 TO 6 YEARS OLD ONLY

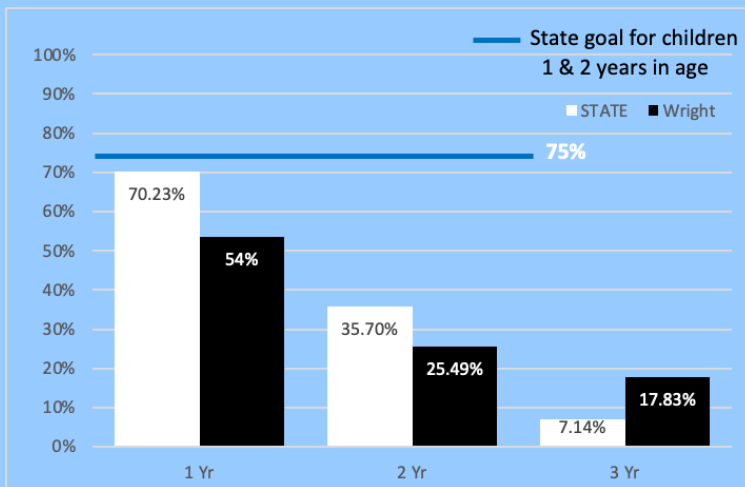
## 22.20%

WERE TESTED FOR LEAD

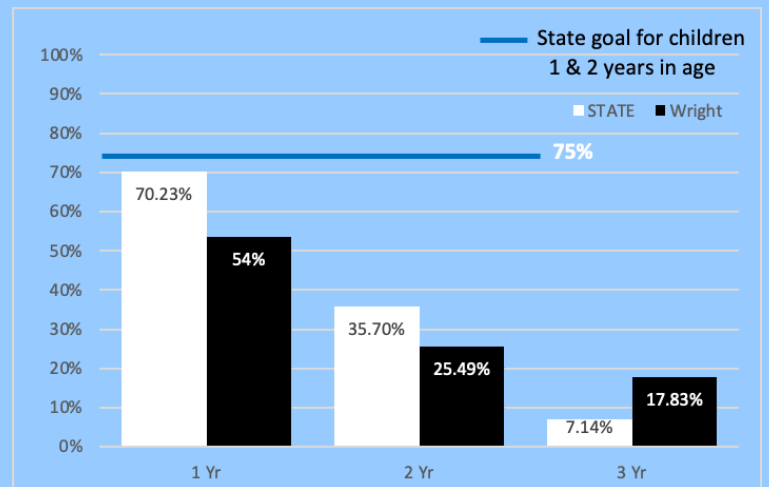
ALL CHILDREN SHOULD BE TESTED AT 1 AND 2 YEARS OF AGE

ALL CHILDREN SHOULD BE TESTED AT 1 AND 2 YEARS OF AGE

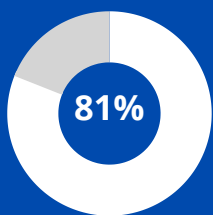
State vs County - Percent of Children Receiving a Blood Lead Test By Age



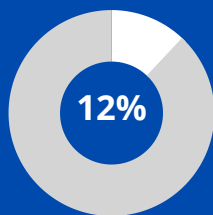
State vs County - Percent of Children Receiving a Blood Lead Test By Age



## RISK FACTORS

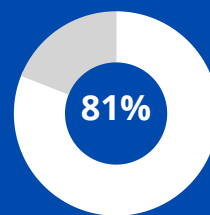


Pre-1979 Housing

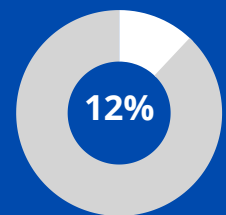


Population Below Poverty Level

## RISK FACTORS



Pre-1979 Housing




Population Below Poverty Level

References:  
Iowa Department of Public Health. (2020). Iowa Public Health Tracking Portal. Retrieved from <https://tracking.idph.iowa.gov/>  
State Library of Iowa. (2020). American Community Survey: Poverty status in the past 12 months.  
State Library of Iowa. (2020). American Community Survey: Year structure built.

References:  
Iowa Department of Public Health. (2020). Iowa Public Health Tracking Portal. Retrieved from <https://tracking.idph.iowa.gov/>  
State Library of Iowa. (2020). American Community Survey: Poverty status in the past 12 months.  
State Library of Iowa. (2020). American Community Survey: Year structure built.


1148 children under the age of 6 had a confirmed elevated blood lead level above 3.5 µg/dL in Iowa in 2020



That is enough to fill 15 school buses

Iowa Public Health Tracking Portal. (2020). Children Tested. Retrieved from <https://tracking.idph.iowa.gov/Health/Lead-Poisoning/Annual-Blood-Lead-Testing-Children-Under-6/Children-Tested>

1148 children under the age of 6 had a confirmed elevated blood lead level above 3.5 µg/dL in Iowa in 2020



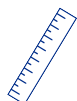
That is enough to fill 15 school buses

Iowa Public Health Tracking Portal. (2020). Children Tested. Retrieved from <https://tracking.idph.iowa.gov/Health/Lead-Poisoning/Annual-Blood-Lead-Testing-Children-Under-6/Children-Tested>

## HEALTH IMPACTS



Damage to brain & nervous system



Slowed growth & development



Hearing & speech problems



Learning & behavior problems

## HEALTH IMPACTS



Damage to brain & nervous system



Slowed growth & development



Hearing & speech problems



Learning & behavior problems

**CHILDHOOD LEAD POISONING IS  
100% PREVENTABLE**

**IF YOU DON'T TEST,  
YOU DON'T DIAGNOSE.**

**IF YOU DON'T DIAGNOSE,  
YOU CAN'T INTERVENE.**

**CHILDHOOD LEAD POISONING IS  
100% PREVENTABLE**

**IF YOU DON'T TEST,  
YOU DON'T DIAGNOSE.**

**IF YOU DON'T DIAGNOSE,  
YOU CAN'T INTERVENE.**

Contact your local public health agency or the Iowa Department of Public Health for more information on childhood lead poisoning:

**800-972-2026**

Contact your local public health agency or the Iowa Department of Public Health for more information on childhood lead poisoning:

**800-972-2026**