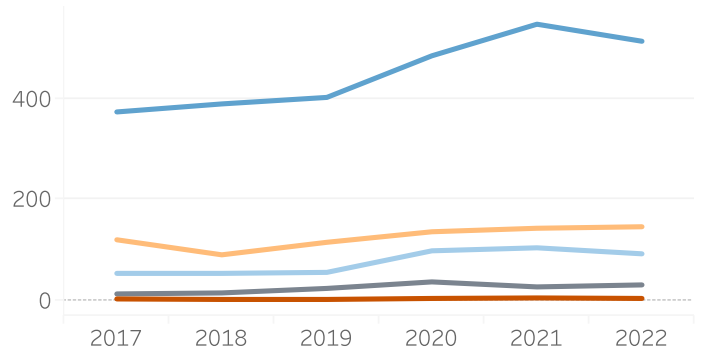


## Iowa Substance Abuse Deaths (2017–2022\* Occurrence Data)

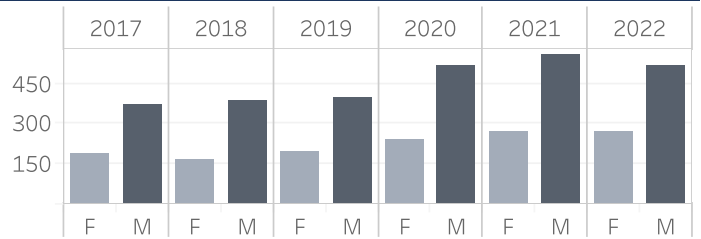
### # of Deaths Involving Alcohol by Age Group

	2017	2018	2019	2020	2021	2022
00-24	2	1	1	3	4	3
25-34	12	14	23	36	26	30
35-44	53	53	55	98	104	92
45-54	120	90	115	136	143	146
55+	375	391	404	487	550	516
<b>Total</b>	<b>562</b>	<b>549</b>	<b>598</b>	<b>760</b>	<b>827</b>	<b>787</b>



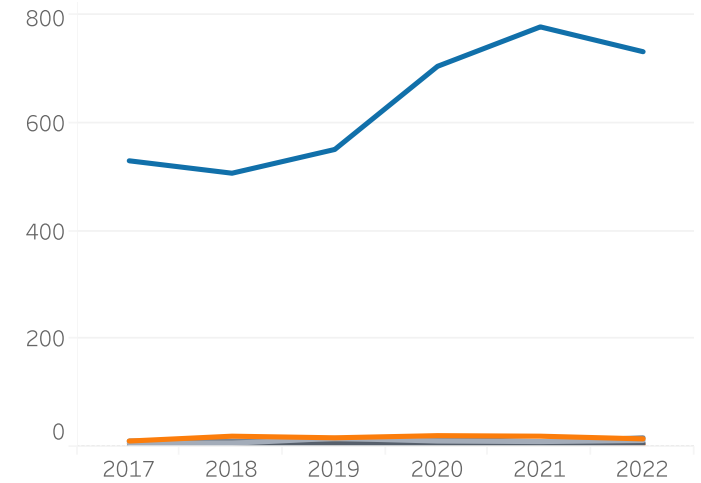
### # of Deaths Involving Alcohol by Sex

	2017	2018	2019	2020	2021	2022
Female	189	165	197	239	274	271
Male	373	384	401	521	553	516
<b>Total</b>	<b>562</b>	<b>549</b>	<b>598</b>	<b>760</b>	<b>827</b>	<b>787</b>



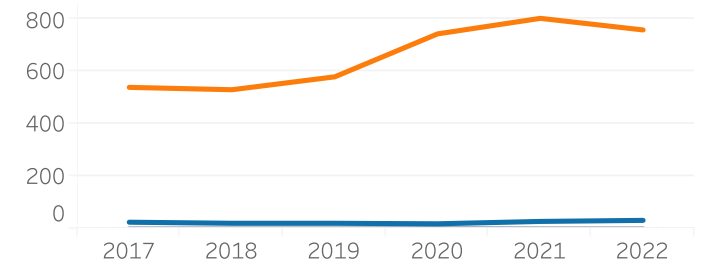
### # of Deaths Involving Alcohol by Race

	2017	2018	2019	2020	2021	2022
White	530	507	551	705	778	732
African American	11	20	17	21	20	15
AIAN	7	7	16	11	10	12
Asian	2	4	5	6	6	7
Two or More Races	1	0	1	2	3	4
Other / Unk.	11	11	8	15	10	17
<b>Total</b>	<b>562</b>	<b>549</b>	<b>598</b>	<b>760</b>	<b>827</b>	<b>787</b>



### # of Deaths Involving Alcohol by Ethnicity

	2017	2018	2019	2020	2021	2022
Hispanic	25	21	21	19	28	32
Non-Hisp.	537	528	577	740	799	755
Unknown	0	0	0	1	0	0
<b>Total</b>	<b>562</b>	<b>549</b>	<b>598</b>	<b>760</b>	<b>827</b>	<b>787</b>



\* 2022 data are preliminary and will change as records are registered. Data shown through 11/30/2022.

Preliminary data last updated 1/9/2023. Report generated 1/10/2023 7:36:28 AM.

Data Source: Iowa Department of Health and Human Services, Bureau of Health Statistics.