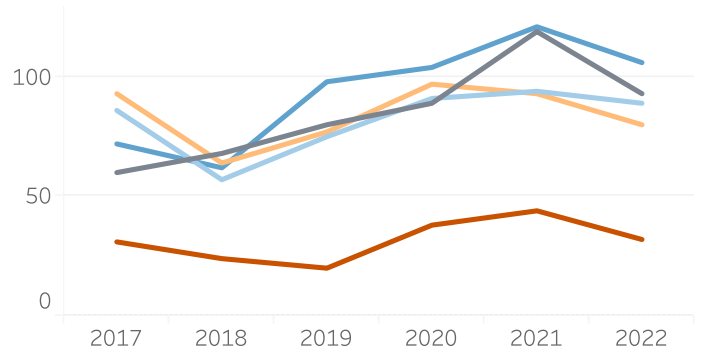


Iowa Substance Abuse Deaths (2017–2022* Occurrence Data)

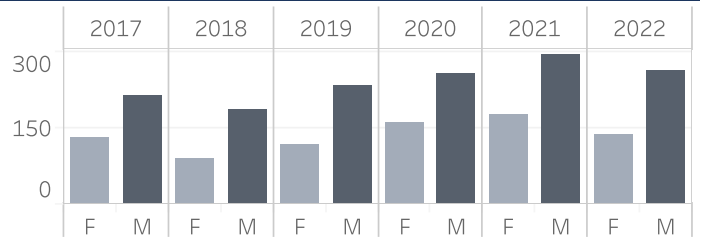
of Deaths Involving All Drugs by Age Group

	2017	2018	2019	2020	2021	2022
00-24	31	24	20	38	44	32
25-34	60	68	80	89	119	93
35-44	86	57	75	91	94	89
45-54	93	64	77	97	93	80
55+	72	62	98	104	121	106
Total	342	275	350	419	471	400



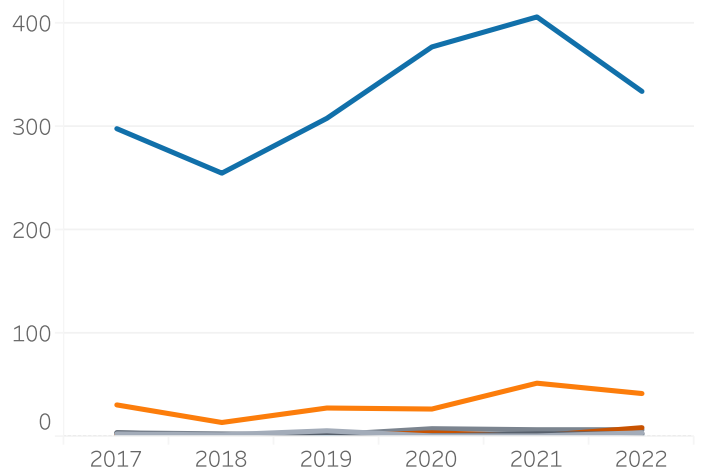
of Deaths Involving All Drugs by Sex

	2017	2018	2019	2020	2021	2022
Female	129	89	117	160	178	136
Male	213	186	233	259	293	264
Total	342	275	350	419	471	400



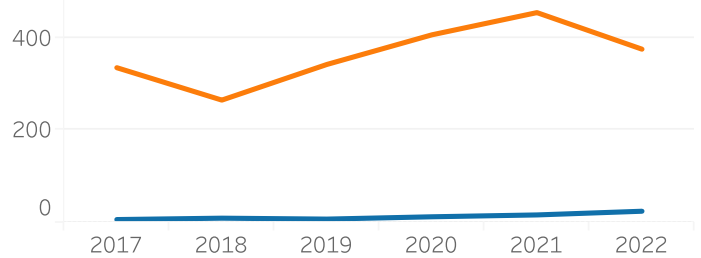
of Deaths Involving All Drugs by Race

	2017	2018	2019	2020	2021	2022
White	298	255	308	377	406	334
African American	31	14	28	27	52	42
AIAN	3	2	6	1	1	4
Asian	4	1	4	1	3	3
NHOPI	0	0	1	1	1	1
Two or More Races	2	0	1	4	1	9
Other/Unk.	4	3	2	8	7	7
Total	342	275	350	419	471	400



of Deaths Involving All Drugs by Ethnicity

	2017	2018	2019	2020	2021	2022
Hispanic	7	10	8	13	17	25
Non-Hisp.	335	265	342	406	454	375
Total	342	275	350	419	471	400



* 2022 data are preliminary and will change as records are registered. Data shown through 11/30/2022.

Preliminary data last updated 1/9/2023. Report generated 1/10/2023 7:31:53 AM.

Data Source: Iowa Department of Health and Human Services, Bureau of Health Statistics.