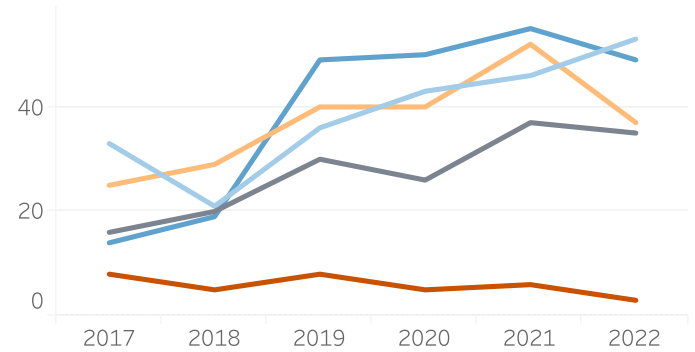


Iowa Substance Abuse Deaths (2017–2022* Occurrence Data)

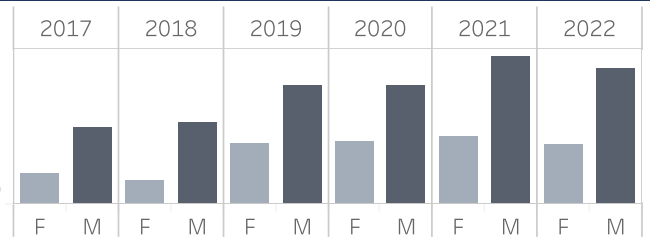
of Deaths Involving Psychostimulants by Age Group

	2017	2018	2019	2020	2021	2022
00-24	8	5	8	5	6	3
25-34	16	20	30	26	37	35
35-44	33	21	36	43	46	53
45-54	25	29	40	40	52	37
55+	14	19	49	50	55	49
Total	96	94	163	164	196	177



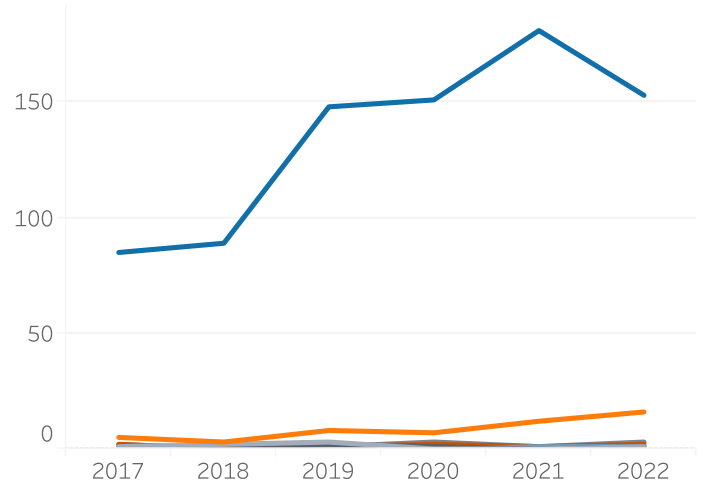
of Deaths Involving Psychostimulants by Sex

	2017	2018	2019	2020	2021	2022
Female	27	21	55	56	62	54
Male	69	73	108	108	134	123
Total	96	94	163	164	196	177



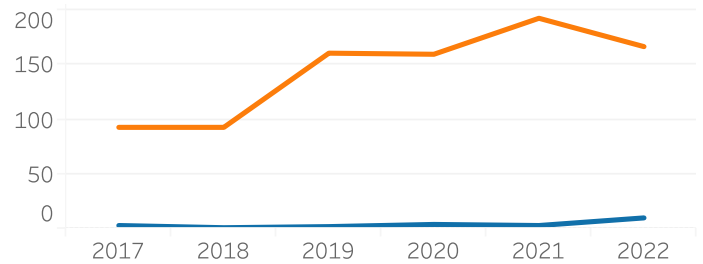
of Deaths Involving Psychostimulants by Race

	2017	2018	2019	2020	2021	2022
White	85	89	148	151	181	153
African American	5	3	8	7	12	16
AIAN	1	2	3	0	0	1
Asian	1	0	2	1	0	1
NHOPI	0	0	0	0	1	1
Two or More Races	2	0	1	2	1	2
Other/Unk.	2	0	1	3	1	3
Total	96	94	163	164	196	177



of Deaths Involving Psychostimulants by Ethnicity

	2017	2018	2019	2020	2021	2022
Hispanic	3	1	2	4	3	10
Non-Hisp.	93	93	161	160	193	167
Total	96	94	163	164	196	177



* 2022 data are preliminary and will change as records are registered. Data shown through 11/30/2022.

Preliminary data last updated 1/9/2023. Report generated 1/10/2023 7:36:28 AM.

Data Source: Iowa Department of Health and Human Services, Bureau of Health Statistics.