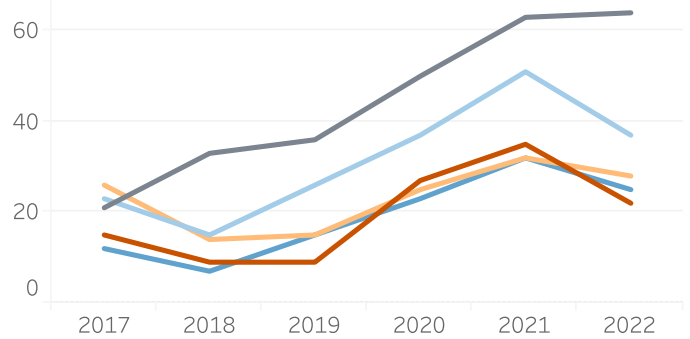


Iowa Substance Abuse Deaths (2017–2022* Occurrence Data)

of Deaths Involving Synthetic Narcotics by Age Group

	2017	2018	2019	2020	2021	2022
00-24	15	9	9	27	35	22
25-34	21	33	36	50	63	64
35-44	23	15	26	37	51	37
45-54	26	14	15	25	32	28
55+	12	7	15	23	32	25
Total	97	78	101	162	213	176



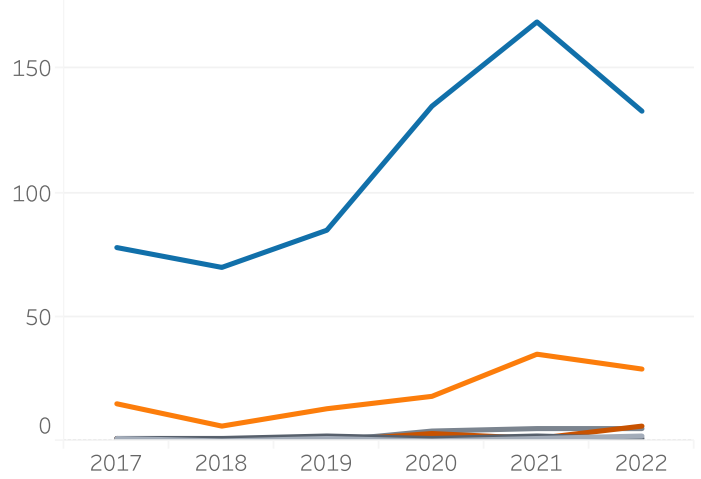
of Deaths Involving Synthetic Narcotics by Sex

	2017	2018	2019	2020	2021	2022
Female	34	17	28	57	73	50
Male	63	61	73	105	140	126
Total	97	78	101	162	213	176



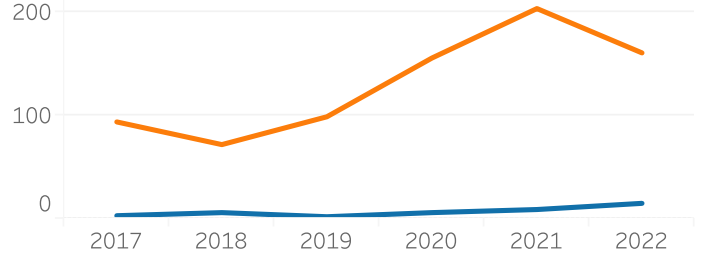
of Deaths Involving Synthetic Narcotics by Race

	2017	2018	2019	2020	2021	2022
White	78	70	85	135	169	133
African American	15	6	13	18	35	29
AIAN	1	0	1	0	1	2
Asian	1	1	2	1	2	1
NHOPI	0	0	0	1	0	0
Two or More Races	1	0	0	3	1	6
Other/Unk.	1	1	0	4	5	5
Total	97	78	101	162	213	176



of Deaths Involving Synthetic Narcotics by Ethnicity

	2017	2018	2019	2020	2021	2022
Hispanic	3	6	2	6	9	15
Non-Hisp.	94	72	99	156	204	161
Total	97	78	101	162	213	176



* 2022 data are preliminary and will change as records are registered. Data shown through 11/30/2022.

Preliminary data last updated 1/9/2023. Report generated 1/10/2023 7:36:28 AM.

Data Source: Iowa Department of Health and Human Services, Bureau of Health Statistics.