

Medical Cannabidiol Program Update

July, 2020

Iowa’s medical cannabidiol program began distributing medical cannabis to certified patients on December 1, 2018. The data for this update, unless otherwise noted, come from the Department’s Secure Sales and Inventory Tracking System and Patient Registry, a secure, web-based application system. This document is updated monthly.

Healthcare Practitioners

To issue a certification for the use of medical cannabidiol to patients, there is no requirement for a Healthcare Practitioner to complete specific training on medical cannabis. A Healthcare Practitioner is defined as a physician (MD/DO), Physician Assistant (PA, Advanced Registered Nurse Practitioner (ARNP), or a Podiatrist (DPM).

Figure 1 depicts the number of healthcare practitioners (HCPs) who have certified their first unique patient in calendar year 2020, as well as the cumulative number of HCPs who have certified at least one patient.

Figure 1.

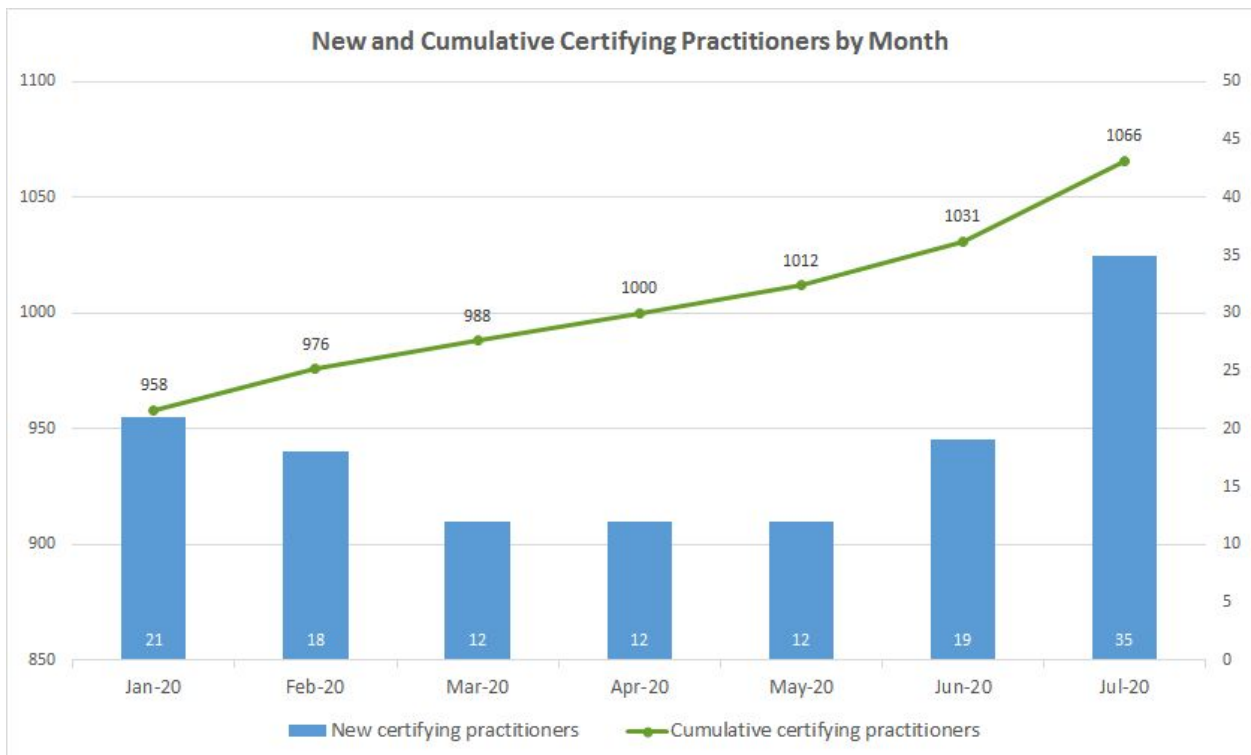
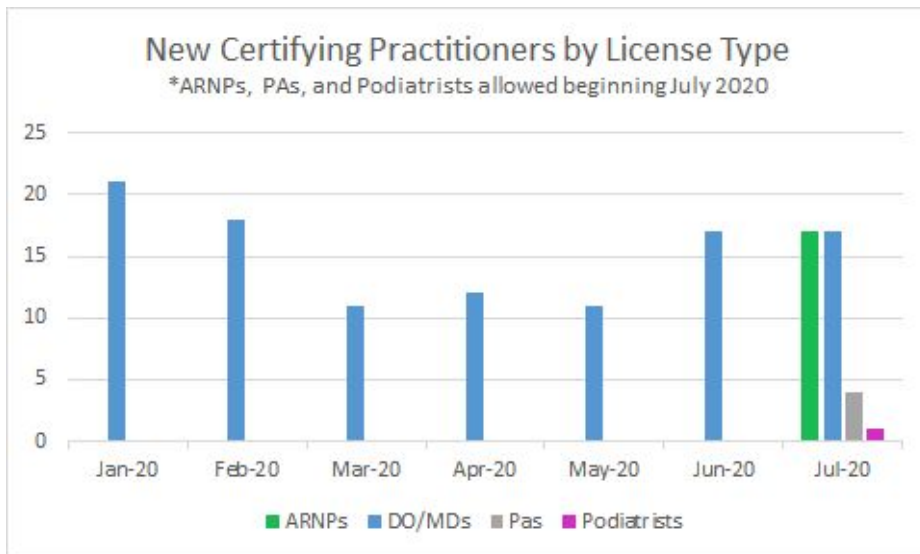


Figure 2 depicts the breakdown of unique HCP certifications by discipline.

Figure 2.



Patients

In order to purchase medical cannabidiol products from Iowa's licensed dispensaries, patients must have their qualifying medical condition certified by a Healthcare Practitioner.

Figure 3 depicts the number of patients issued registration cards in each month of 2020. Figure 3 depicts new patients, as well as patients who may have renewed their registration card. The cumulative number of certified patients throughout the lifespan of the program are also depicted.

Figure 3.

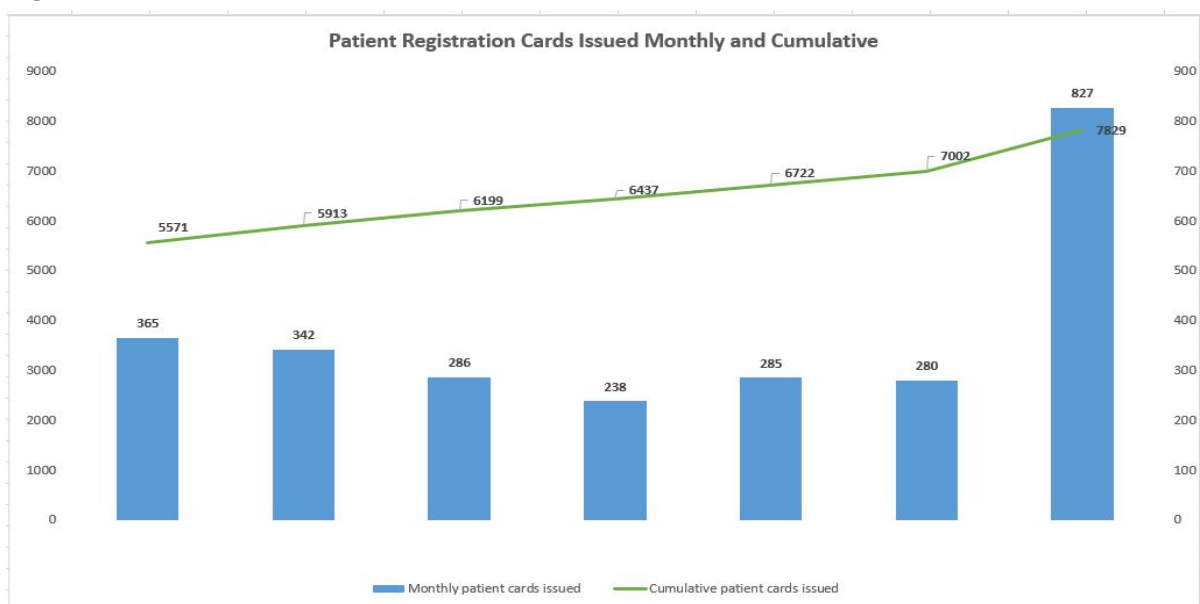


Figure 4 depicts the certifications by age group for each qualifying debilitating medical condition for all active patient cardholders, by qualifying medical condition.

Figure 4.

Age Groups	AIDS/HIV	ALS	Autism	Cancer	Chronic Pain	Crohn's	MS	Parkinson's	Seizures	Terminal	Ulcerative Colitis	PTSD	Grand Total
< 10			16	2	6		1		18	1			44
11 - 17			8	1	5				9				23
18 - 30	3	1	20	8	159	20	6	2	38	1	9	8	275
31 - 40	6			26	385	23	26	1	29	1	12	8	517
41 - 50	7	3		42	539	25	62	5	32		8	7	730
51 - 60	7	4	1	73	745	11	60	19	13	4	4	3	944
61 - 70	3	5		128	746	10	46	42	15	6	6	1	1008
71 - 80				62	405	6	9	42	5	8		2	539
81 - 90				11	149		1	21	2	7			191
Over 90				3	22					1			26
Grand Total	26	13	45	356	3161	95	211	132	161	29	39	29	4297
%Total	0.61%	0.30%	1.05%	8.28%	73.56%	2.21%	4.91%	3.07%	3.75%	0.67%	0.91%	0.67%	

Note: Patients may have more than one qualifying condition; however, the data reflected in this table represents unique certified patients and includes only the primary condition listed on each certification

Figure 5 represents the percentage of males and females across the active patient population.

Figure 5.

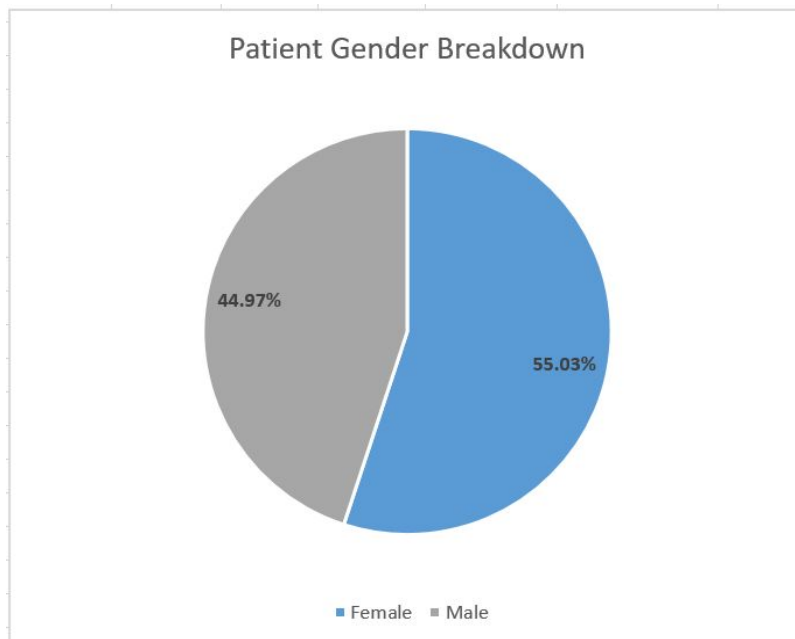
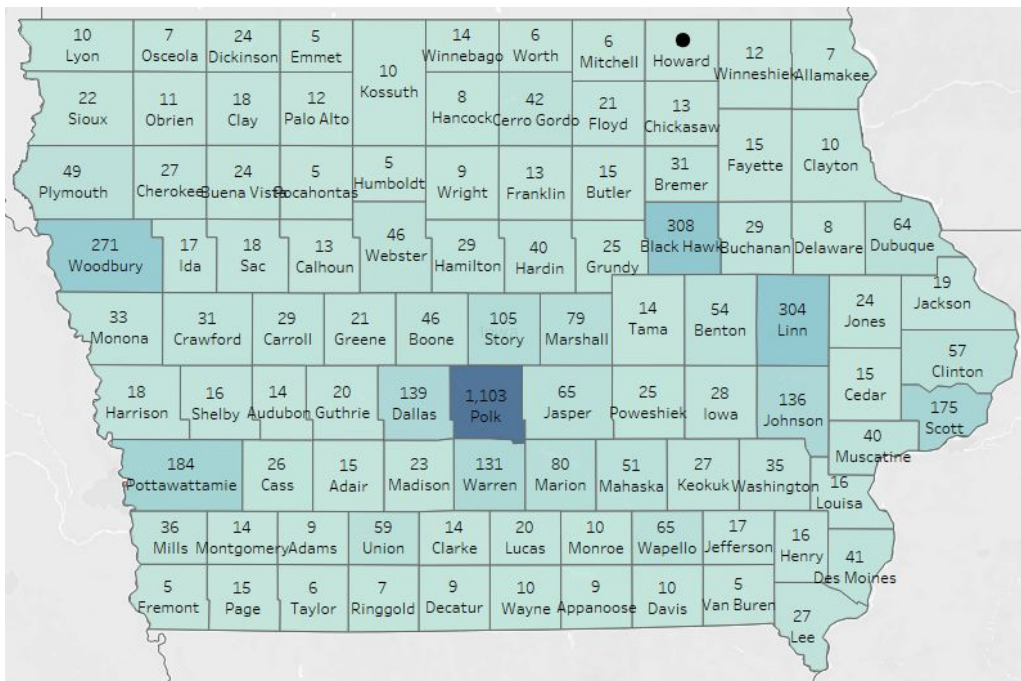


Figure 6 represents the density of active patient cardholders by county in Iowa.

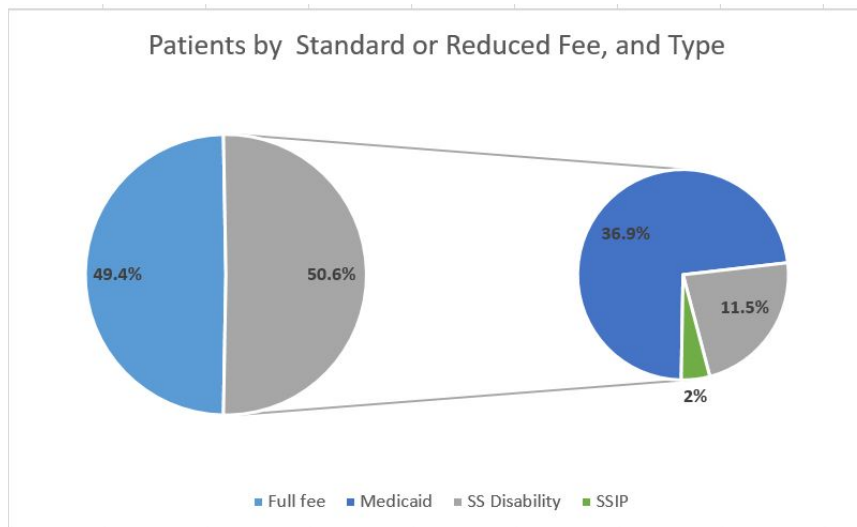
Figure 6.



Note: Values of < 5 are indicated by *

Patients in Iowa are eligible for a reduced fee when applying for their medical cannabidiol registration card. If a patient can provide proof of Social Security Disability Benefit (SSDI), Supplemental Security Income (SSI), or Medicaid, they are eligible for a reduced fee. Figure 7 depicts the percentage of standard or reduced fee applicants, as well as the percentage of each fee type.

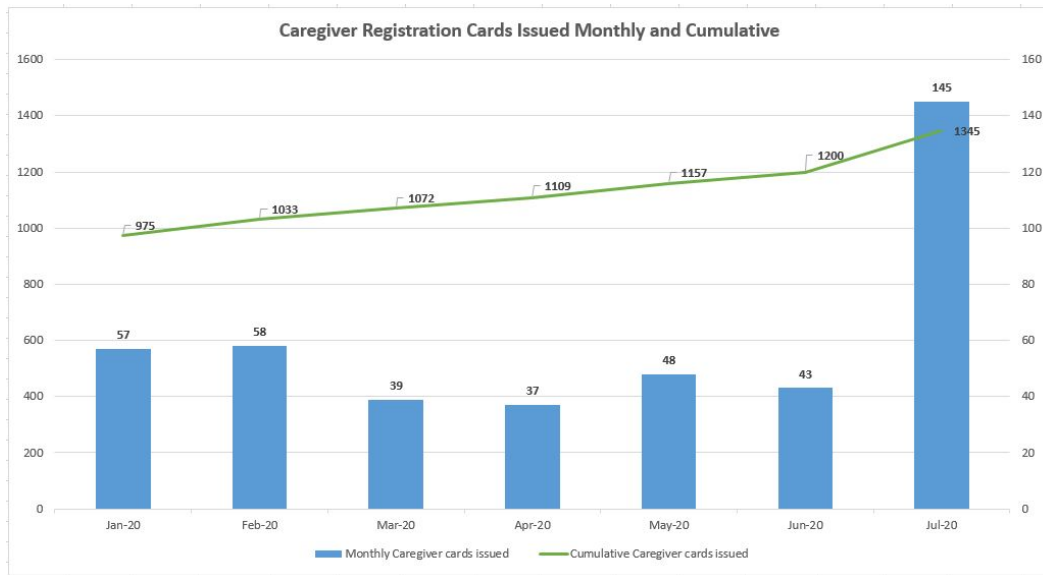
Figure 7.



Caregivers

Designated caregivers are those who are certified by a patient's healthcare practitioner to purchase, possess and administer medical cannabidiol products on behalf of a patient. A caregiver will be designated if a patient is too ill, immobilized or otherwise unable to visit a dispensary. Figure 8 depicts the number of Caregivers issued registration cards in each month of 2020. The cumulative number of Caregivers throughout the lifespan of the program are also depicted.

Figure 8.



Dispensary Sales

Iowa's licensed dispensaries must transmit their medical cannabidiol dispensing data to the state's Secure Sales and Inventory Tracking System on a real-time basis, and reconcile their inventory with the state's system every week.

Figure 9 depicts unique monthly patient visits during 2020, as well as cumulative monthly transactions during 2020.

Figure 9.

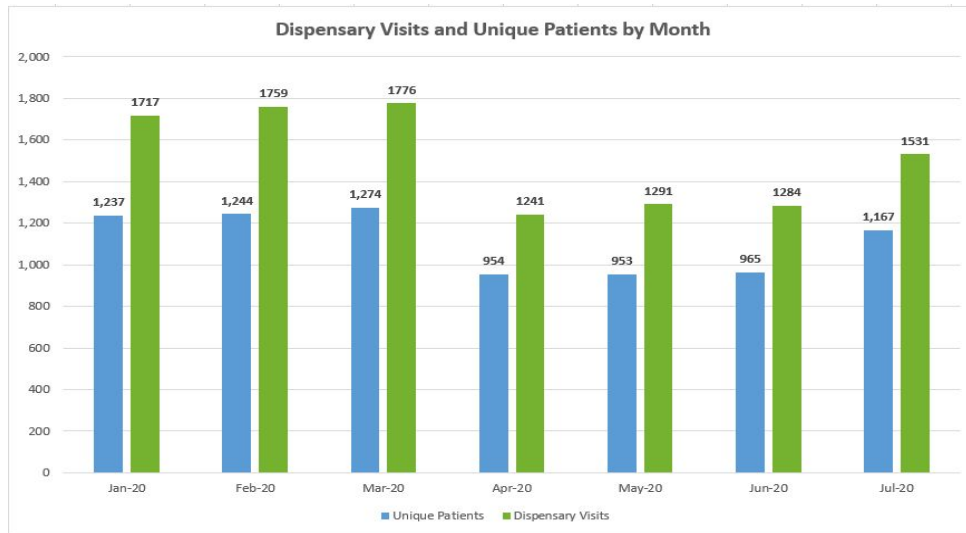


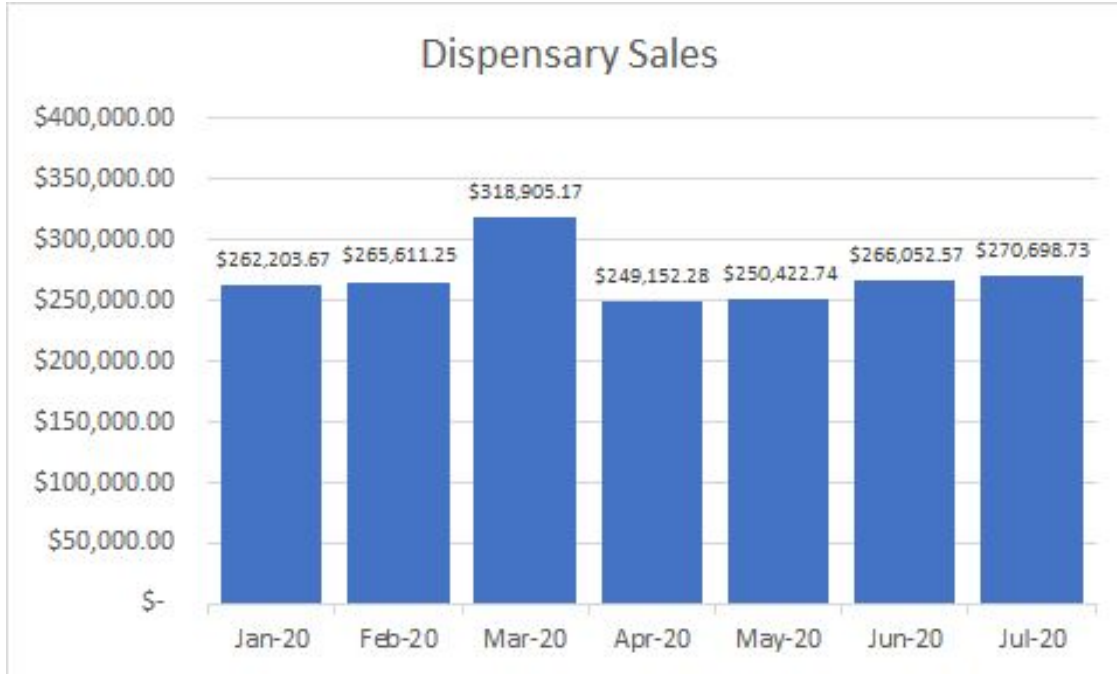
Figure 10 represents the average transaction price amongst Iowa's licensed dispensaries during 2020.

Figure 10.



Figure 12 represents the amount of cumulative sales in each month of 2020 among Iowa's licensed dispensaries.

Figure 12



Chapter 124E allows Iowa's two licensed manufacturers to manufacture products in the following forms: oral forms (tinctures, capsules, tablets and sublingual forms), topical forms (gels, ointments, creams, lotions and transdermal patches), nebulizable forms, suppositories and vaporized forms (vaporized forms became available for sale on August 7, 2019).

Figures 13 14 depict the overall percentage of product sales by formulation and product type.

Figure 13:

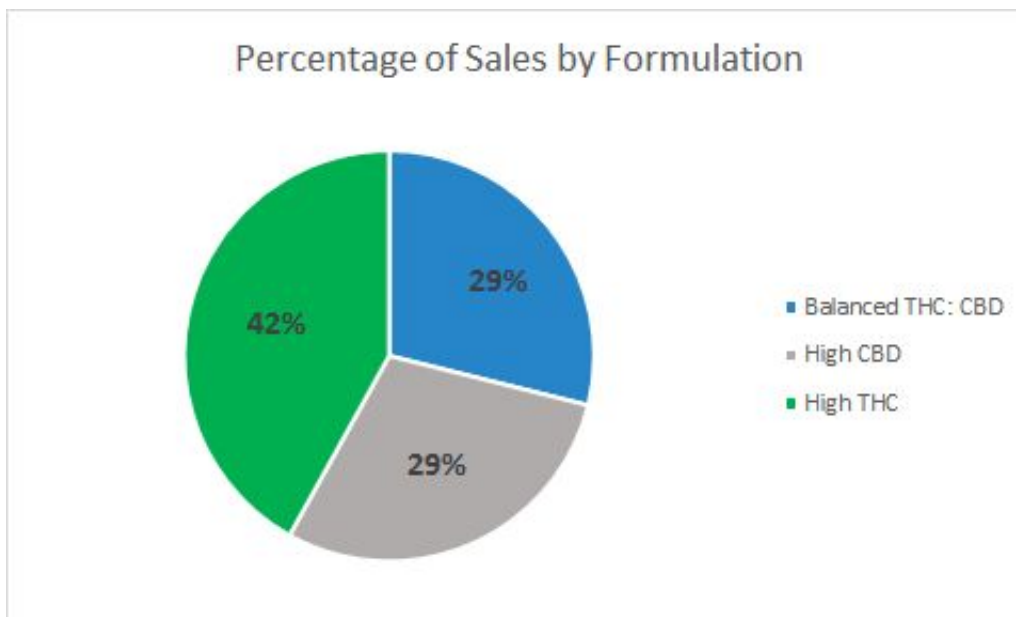
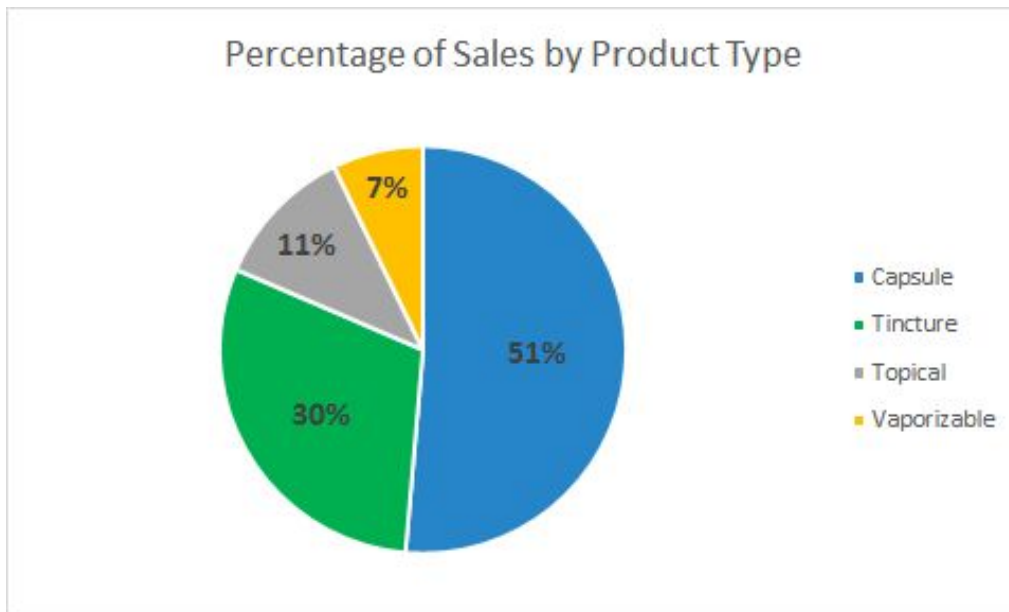


Figure 14 provides percentage-based purchasing behaviors for a given product formulation and qualifying condition.

Figure 14.

